



US00D472158S

(12) **United States Design Patent**
Péquignet

(10) **Patent No.:** **US D472,158 S**

(45) **Date of Patent:** **** Mar. 25, 2003**

(54) **COMBINED WATCH AND BRACELET**

D443,531 S * 6/2001 Bulgari D10/32

(75) Inventor: **Emile Benoit Péquignet**, Le Pré Oudot
Fournets Luisans (FR)

(73) Assignee: **SAMEP** (FR)

(**) Term: **14 Years**

(21) Appl. No.: **29/161,106**

(22) Filed: **May 22, 2002**

(30) **Foreign Application Priority Data**

Nov. 28, 2001 (XH) DMA/005 520

(51) **LOC (7) Cl.** **10-02**

(52) **U.S. Cl.** **D10/32**

(58) **Field of Search** D10/1-39, 122-132;
368/276-277, 285, 281-282; 224/164, 168,
178; D11/3-25; 63/1.11, 3, 5, 11

(56) **References Cited**

U.S. PATENT DOCUMENTS

- D401,512 S * 11/1998 Coquerel D10/32
- D432,438 S * 10/2000 Lassigne D10/32
- D439,174 S * 3/2001 Bodino D10/32
- D439,530 S * 3/2001 Bodino D10/32
- D440,886 S * 4/2001 Burgener D10/32

OTHER PUBLICATIONS

Jeweler's Circular—Keystone—Aug. 1977—p. 20—Watch
“C” at top-right.*

European Jeweler—(G.Z.)—Feb. 1986—p.—54—watches at
top-right.*

* cited by examiner

Primary Examiner—Nelson C. Holtje

(74) *Attorney, Agent, or Firm*—McGlew and Tuttle, P.C.

(57) **CLAIM**

The ornamental design for a combined watch and bracelet,
as shown and described.

DESCRIPTION

FIG. 1 is a top view of my new combined wrist watch and
bracelet design;

FIG. 2 is a bottom view thereof;

FIG. 3 is a top right perspective view thereof;


FIG. 4 is a rear end view thereof;

FIG. 5 is a right side view thereof;

FIG. 6 is a front end view thereof; and,

FIG. 7 is a left side view thereof.

1 Claim, 2 Drawing Sheets






Fig. 1




Fig. 2

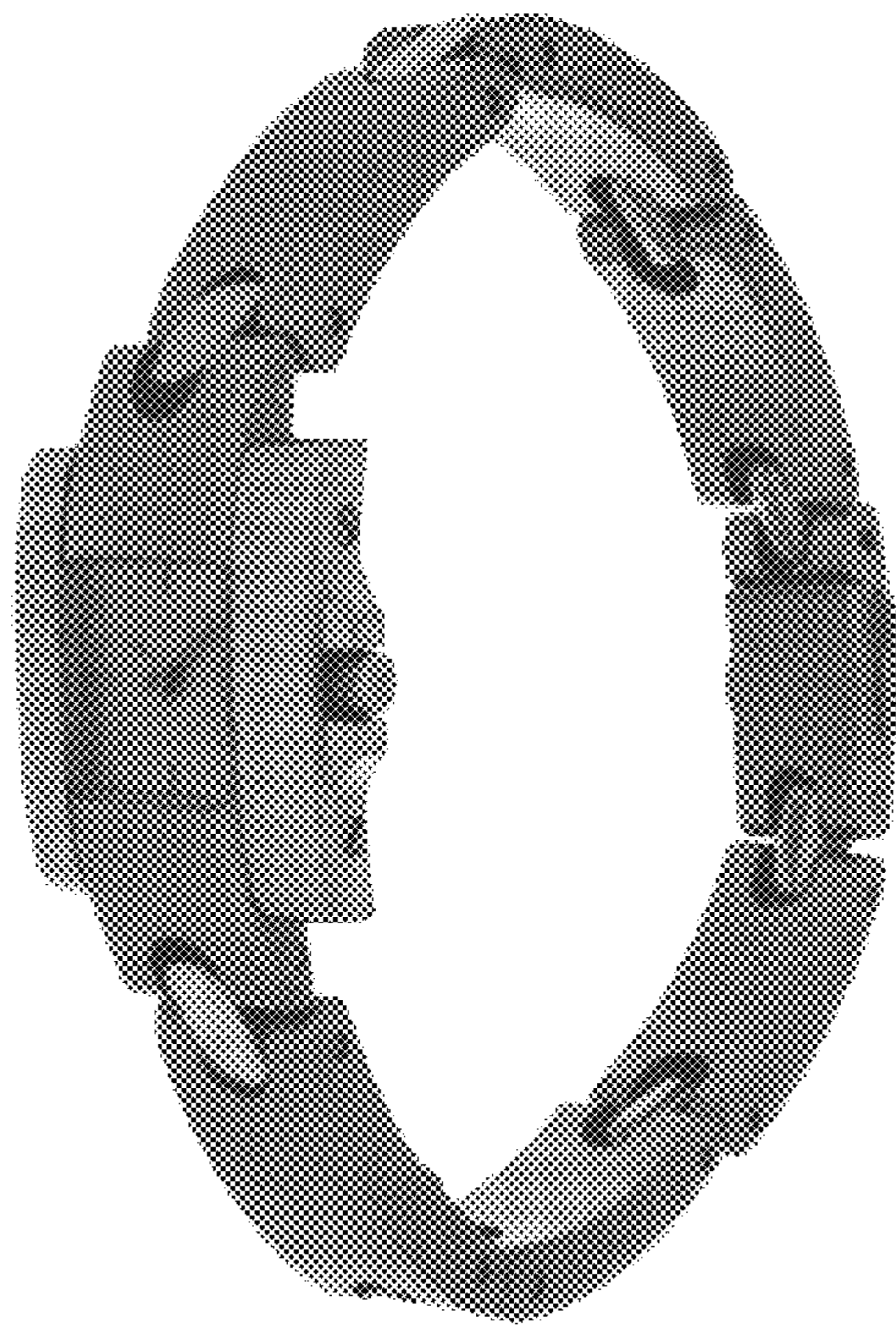


Fig. 3




Fig. 4



Fig. 5




Fig. 6




Fig. 7