



US00D472157S

(12) **United States Design Patent**
Takahashi

(10) **Patent No.:** **US D472,157 S**

(45) **Date of Patent:** **** Mar. 25, 2003**

(54) **WRIST WATCH**

- (75) Inventor: **Takayuki Takahashi**, Fort Lee, NJ (US)
- (73) Assignees: **Citizen Tokei Kabushiki Kaisha; Citizen Watch Co., Ltd.**, Tokyo (JP)
- (**) Term: **14 Years**

- (21) Appl. No.: **29/158,155**
- (22) Filed: **Apr. 1, 2002**

- (51) **LOC (7) Cl.** **10-02**
- (52) **U.S. Cl.** **D10/32**
- (58) **Field of Search** D10/1-40, 122-132; 368/276-277, 281-282, 285; D11/3-25; 63/1.1, 3, 5, 11; 224/164, 168, 178

(56) **References Cited**

U.S. PATENT DOCUMENTS

4,958,334	A	*	9/1990	Grosjean	368/282
D327,023	S	*	6/1992	Dizier	D10/39
D338,174	S	*	8/1993	Cowan	D11/19
5,363,351	A	*	11/1994	Carney	368/282
D361,725	S	*	8/1995	Scheufele	D10/32
D377,614	S	*	1/1997	Wunderman	D10/32
D382,493	S	*	8/1997	Humbert-Droz	D10/32
D418,696	S	*	1/2000	Tomar	D6/484
D437,792	S	*	2/2001	Glauser	D10/39
D440,888	S		4/2001	Strasser		
D459,239	S	*	6/2002	Baumann	D10/32

OTHER PUBLICATIONS

- Swiss Watch & Jewelry Journal—Feb. 1989—p. 319—watches.*
- European Jeweler—Oct. 1988—p. 48—watch at top-right.*
- Swiss Watch & Jewelry Journal—Feb. 1988—p. 311—watch at right.*

* cited by examiner

Primary Examiner—Nelson C. Holtje

(74) *Attorney, Agent, or Firm*—Banner & Witcoff, Ltd.

(57) **CLAIM**

The ornamental design for a wrist watch, as shown and described.

DESCRIPTION

FIG. 1 is a perspective view of a wrist watch showing my new design,
 FIG. 2 is a front elevational view thereof,
 FIG. 3 is a rear elevational view thereof,
 FIG. 4 is a right side elevational view thereof,
 FIG. 5 is a left side elevational view thereof,
 FIG. 6 is a top plan view thereof;
 FIG. 7 is a bottom plan view thereof;
 FIG. 8 is an enlarged partial perspective view of right side of the watch case thereof; and,
 FIG. 9 is an enlarged partial perspective view of left side of the watch case thereof.

1 Claim, 5 Drawing Sheets





FIG. 1




FIG. 2

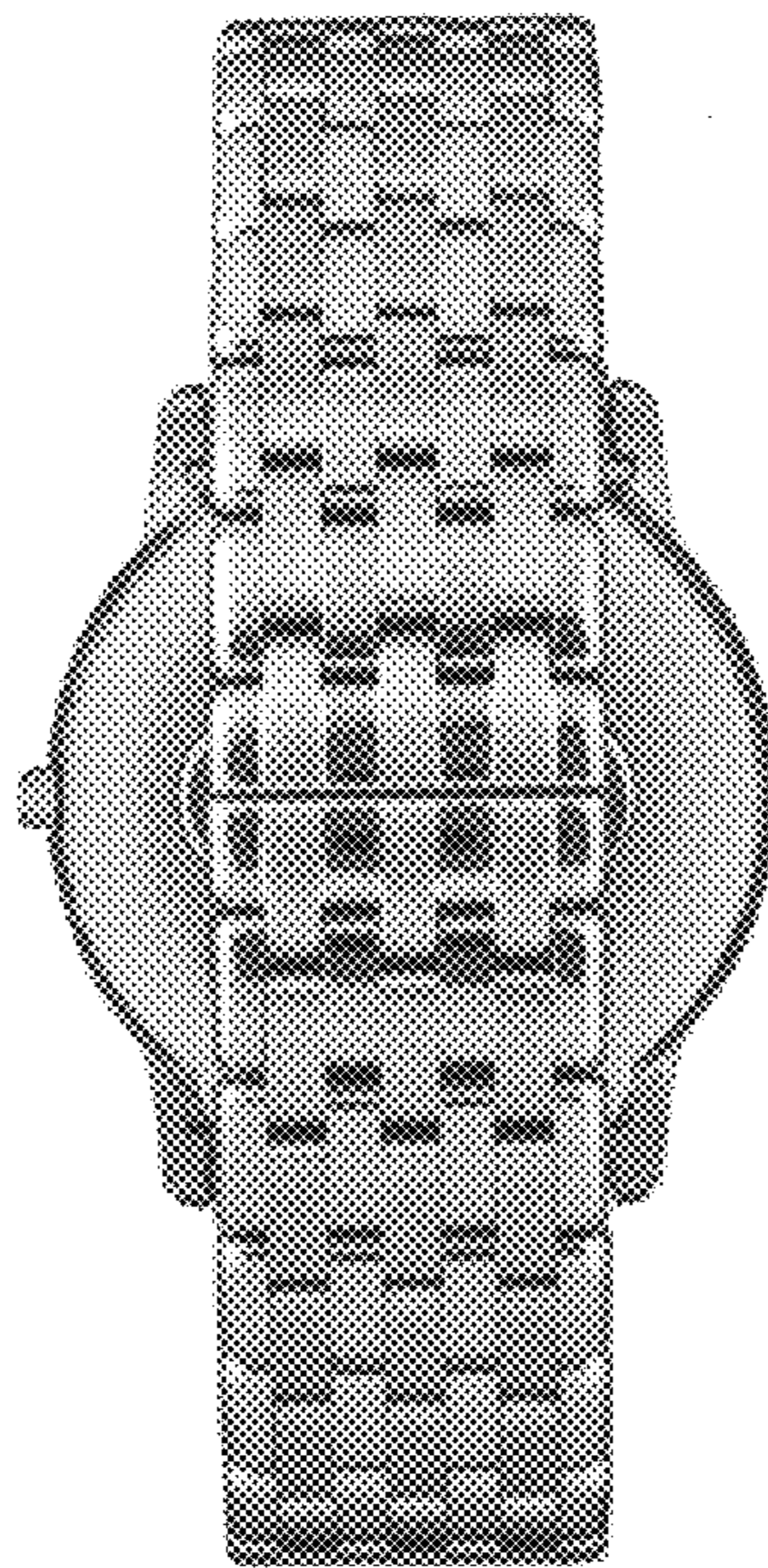


FIG. 3

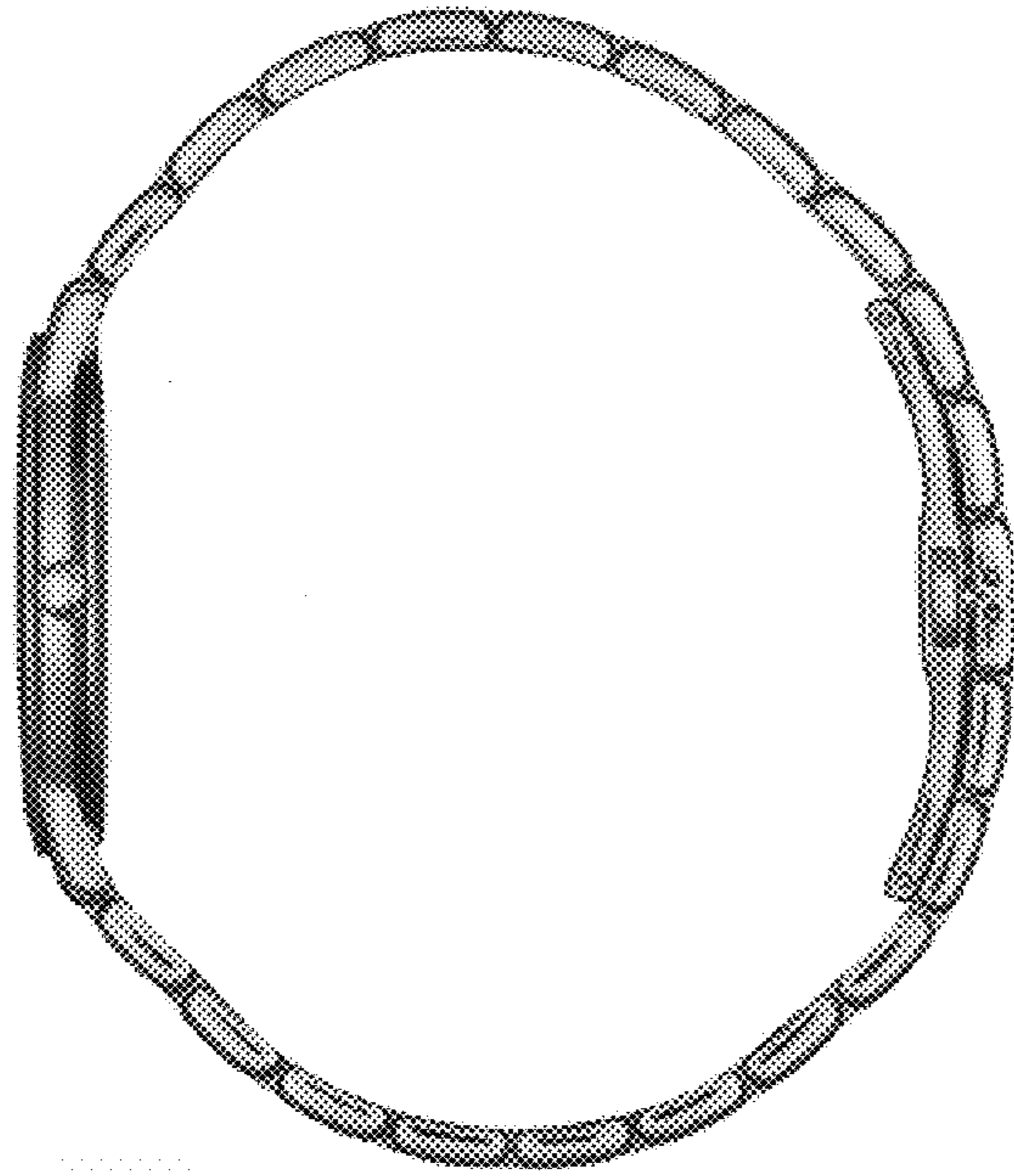


FIG. 4




FIG. 5




FIG. 6




FIG. 7



FIG. 8



FIG. 9