



US00D472135S

(12) **United States Design Patent**
Labbé

(10) **Patent No.:** **US D472,135 S**

(45) **Date of Patent:** **** Mar. 25, 2003**

(54) **SEAL**

(76) **Inventor:** **André Labbé**, 14, rue Granada,
Kirkland (Québec) (CA), H9H 3P8

(**) **Term:** **14 Years**

(21) **Appl. No.:** **29/151,265**

(22) **Filed:** **Dec. 6, 2001**

(51) **LOC (7) Cl.** **08-08**

(52) **U.S. Cl.** **D8/394**

(58) **Field of Search** D8/382, 383, 394,
D8/396; 24/16 R, 17 A, 17 AP, 16 PB,
30.5 R, 30.5 P, 302, 339, 115 R, 265 R,
265 CD, DIG. 16

(56) **References Cited**

U.S. PATENT DOCUMENTS

3,461,510 A * 8/1969 Holmes D8/356
4,001,919 A * 1/1977 Moberg et al. 24/16 PB
4,093,288 A * 6/1978 Suzuki 24/16 PB
D265,055 S * 6/1982 Bone D8/395
4,347,648 A * 9/1982 Dekkers D8/395

D273,361 S * 4/1984 Suzuki 248/74.1
4,946,210 A * 8/1990 Fuehrer 292/318
D363,212 S * 10/1995 Hill 248/62
6,105,210 A * 8/2000 Benoit 24/30.5 P

* cited by examiner

Primary Examiner—Louis S. Zarfaz

Assistant Examiner—Deanne Levy

(74) *Attorney, Agent, or Firm*—Francois Martineau

(57) **CLAIM**

An ornamental design for a seal, as shown and described.

DESCRIPTION

FIG. 1 is a perspective view of a seal showing my new design;

FIG. 2 is a top plan view thereof;

FIG. 3 is a side elevational view thereof;

FIG. 4 is a bottom plan view thereof;

FIG. 5 is a one end view thereof; and,

FIG. 6 is another end view thereof, the opposite of the end view shown in FIG. 5.

1 Claim, 2 Drawing Sheets






Fig. 1

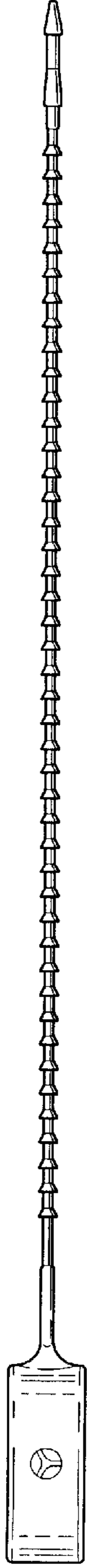


Fig. 2

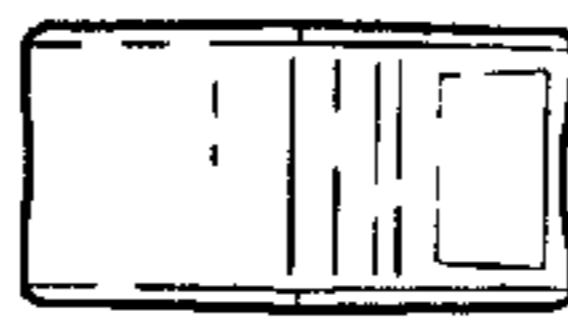


Fig. 5

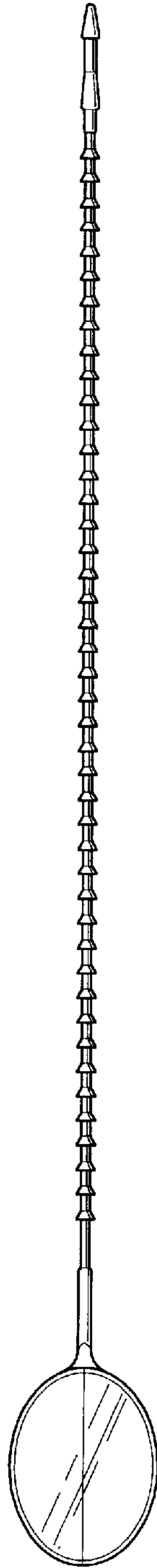


Fig. 3

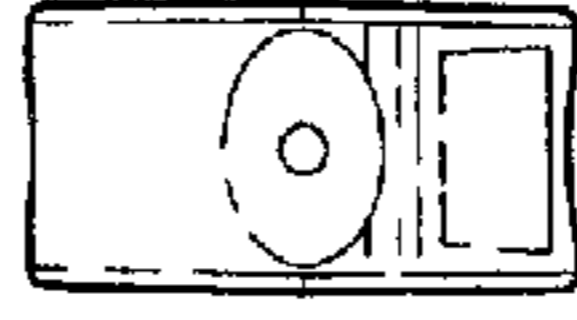


Fig. 6

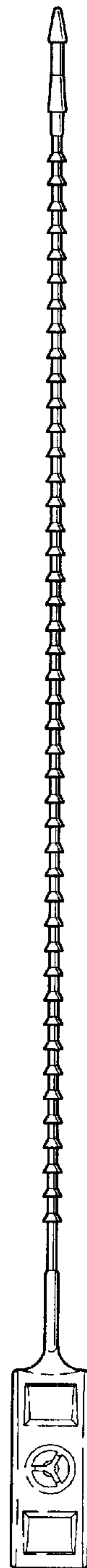


Fig. 4