



US00D472129S

(12) **United States Design Patent**
Hill et al.

(10) **Patent No.:** **US D472,129 S**

(45) **Date of Patent:** **** Mar. 25, 2003**

(54) **LOCKBOX**

(75) Inventors: **Matthew S. Hill**, Sublimity, OR (US);
Dirk L. Bellamy, Salem, OR (US);
Laura L. Beneville, Aloha, OR (US);
Toren P B Orzek, Portland, OR (US)

(73) Assignee: **General Electric Company**,
Schenectady, NY (US)

(**) Term: **14 Years**

(21) Appl. No.: **29/160,041**

(22) Filed: **Apr. 30, 2002**

(51) **LOC (7) Cl.** **08-07**

(52) **U.S. Cl.** **D8/333**

(58) **Field of Search** D8/330, 331, 333,
D8/334; 70/20, 24, 51-52, 54-58, 63

(56) **References Cited**

U.S. PATENT DOCUMENTS

- 3,131,985 A * 5/1964 Blonder 70/57 X
- 3,436,937 A * 4/1969 Barrett D8/334 X
- 4,462,317 A * 7/1984 Franko et al. 70/63 X
- 4,584,856 A * 4/1986 Petersdorff et al. 70/57
- 4,609,780 A 9/1986 Clark
- 4,851,652 A 7/1989 Imran
- 4,896,246 A 1/1990 Henderson et al.
- 5,280,518 A 1/1994 Danler et al.

OTHER PUBLICATIONS

Supra KeyBox InfraRed Communication Tehnology brochure (showing conceptual design), copyright 2001.
“The First KeyBox with a Brain and a Remote Opener,” GE Interlogix Supra brochure, published no earlier than 2002.

* cited by examiner

Primary Examiner—Brian N. Vinson

(74) *Attorney, Agent, or Firm*—Klarquist Sparkman, LLP

(57) **CLAIM**

The ornamental design for a lockbox, as shown and described.

DESCRIPTION

FIG. 1 is a front perspective view of a lockbox;
FIG. 2 is a front elevational view of the lockbox of FIG. 1;
FIG. 3 is a rear elevational view of the lockbox of FIG. 1;
FIG. 4 is a top plan view of the lockbox of FIG. 1;
FIG. 5 is a bottom plan view of the lockbox of FIG. 1;
FIG. 6 is a left side elevational view of the lockbox of FIG. 1; and,
FIG. 7 is a right side elevational view of the lockbox of FIG. 1.
The broken lines showing the bottom portion of the lockbox are for illustrative purposes only and form no part of the claimed design.

1 Claim, 2 Drawing Sheets

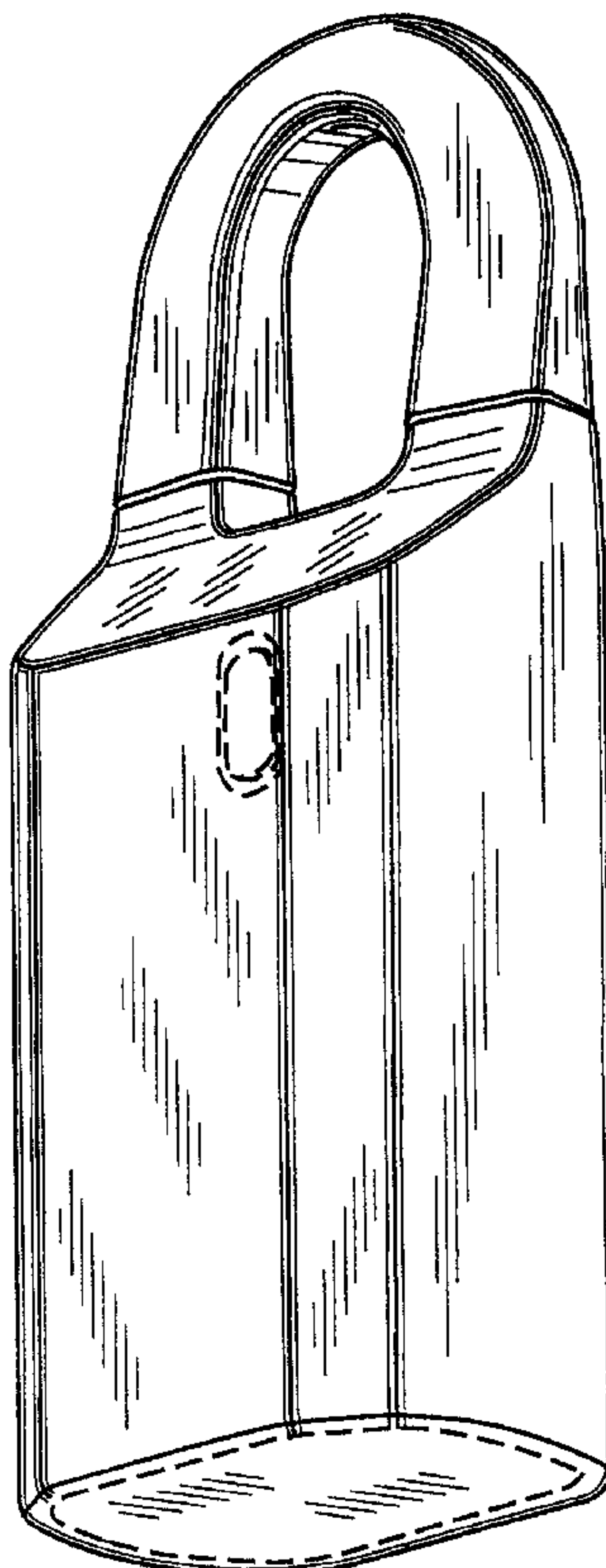


FIG. 1

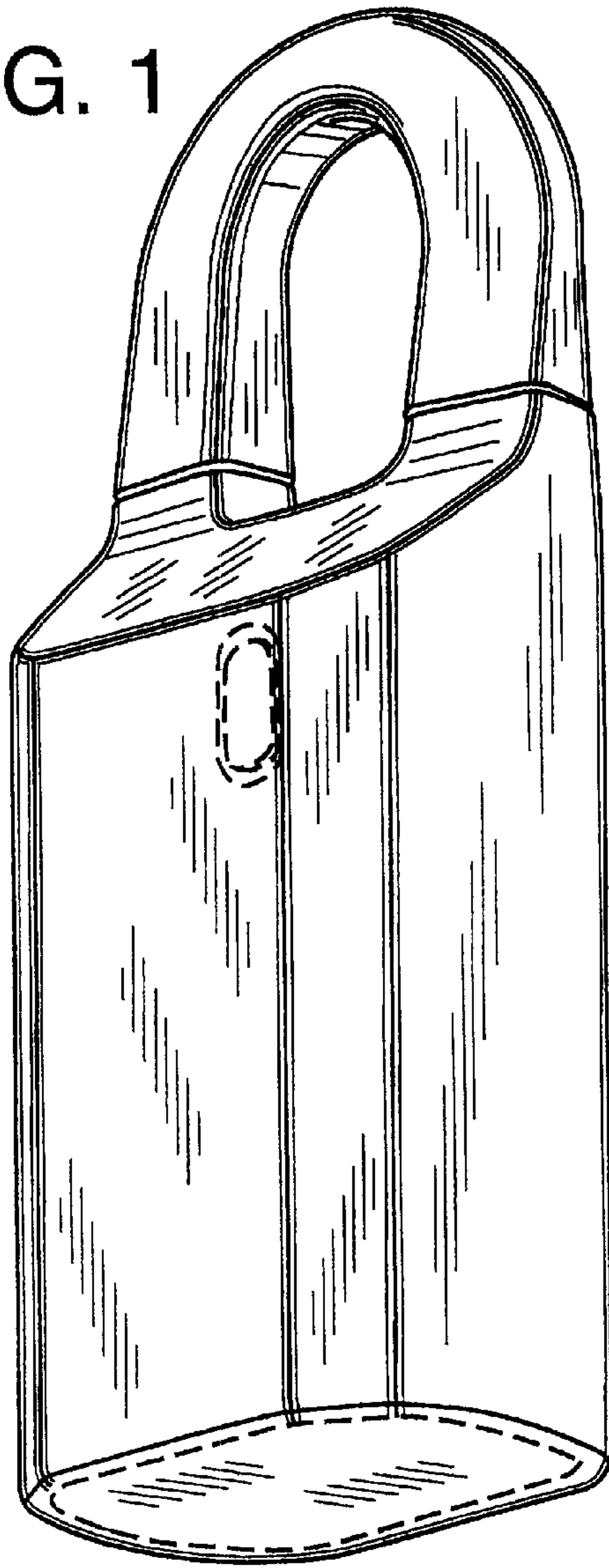


FIG. 3

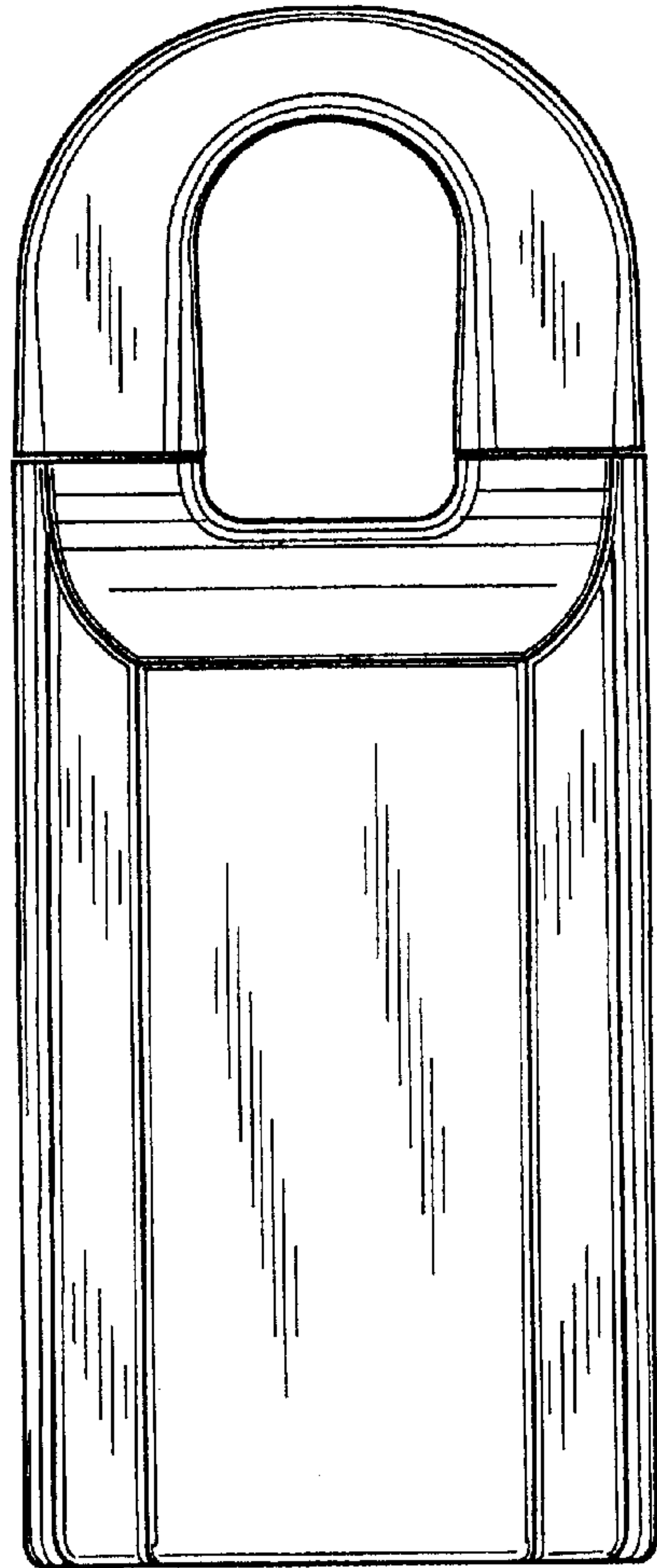


FIG. 4




FIG. 5

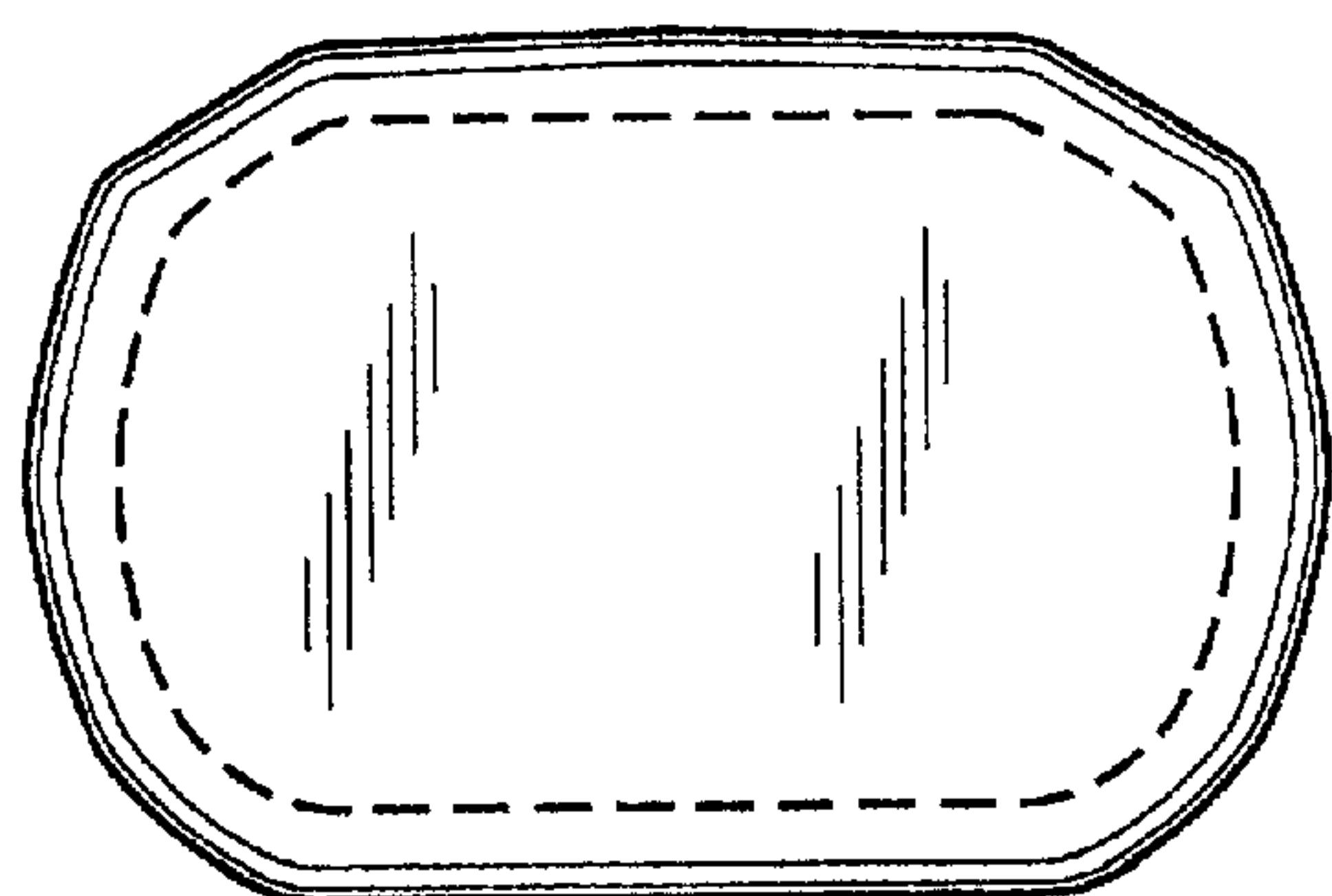


FIG. 6

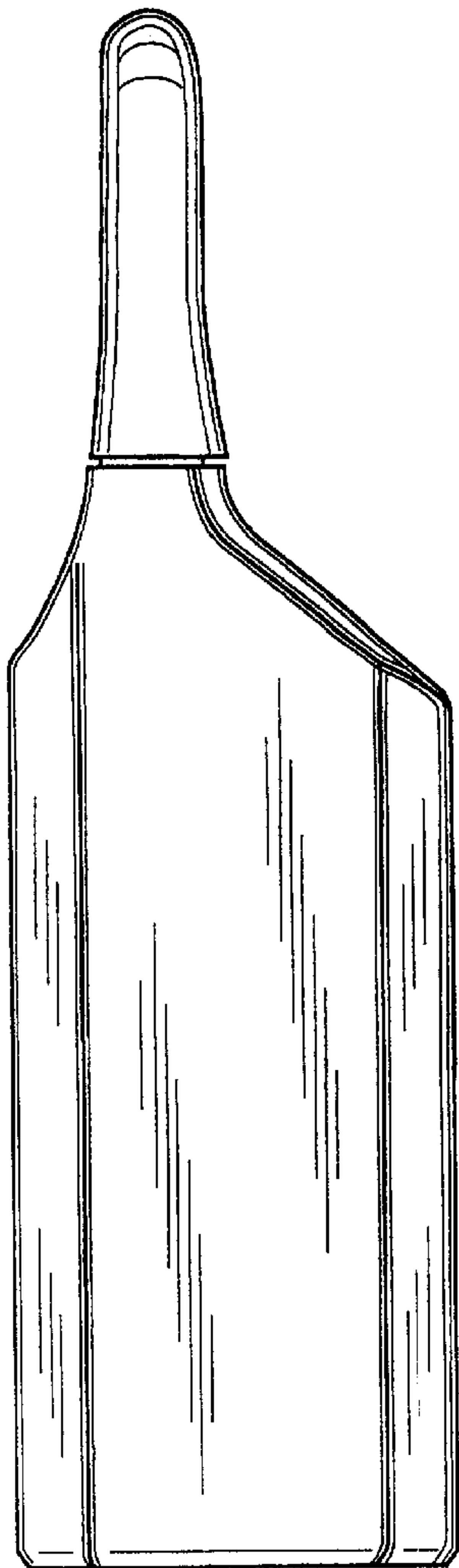


FIG. 2

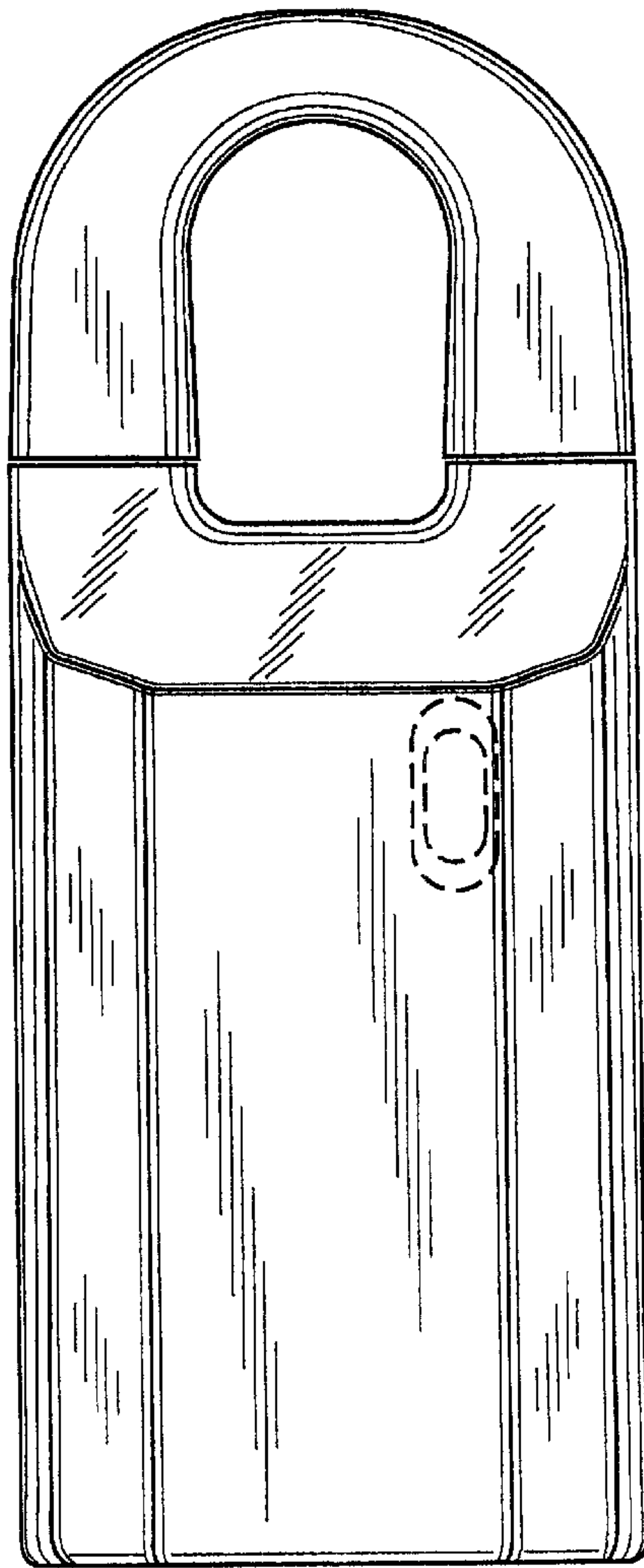


FIG. 7

