



US00D472123S

(12) **United States Design Patent**
Juan

(10) **Patent No.:** **US D472,123 S**

(45) **Date of Patent:** **** Mar. 25, 2003**

(54) **COLLARS FOR A ROW OF NAILS**

(76) **Inventor:** **Yung Chen Juan**, 9F-3, No. 218,
Kuo-Kuang Rd., Taichung (TW)

(**) **Term:** **14 Years**

(21) **Appl. No.:** **29/149,096**

(22) **Filed:** **Oct. 4, 2001**

(51) **LOC (7) Cl.** **08-05**

(52) **U.S. Cl.** **D8/70**

(58) **Field of Search** D8/70; 227/39,
227/40, 41, 42, 43, 44, 45, 46, 47, 48,
49, 50, 120, 121, 122, 123, 124, 125, 126,
127, 128, 129, 130, 131, 132, 133, 134,
136, 177.1, 178.1, 179.1, 180.1; 206/340,
341; 411/441

(56) **References Cited**

U.S. PATENT DOCUMENTS

3,858,782	A	*	1/1975	Pomeroy	227/130
3,863,824	A	*	2/1975	Bakoledis	227/126
4,040,554	A	*	8/1977	Haytayan	227/130
4,809,898	A	*	3/1989	Gassner et al.	227/125
4,821,938	A	*	4/1989	Haytayan	227/120
4,932,580	A	*	6/1990	Pfister et al.	227/136
4,932,821	A	*	6/1990	Steffen et al.	411/441
5,020,712	A	*	6/1991	Monacelli	227/130
5,069,340	A	*	12/1991	Ernst et al.	227/120
5,443,345	A	*	8/1995	Gupta	411/441
5,484,094	A	*	1/1996	Gupta	227/120

5,788,138	A	*	8/1998	Deschenes et al.	227/134
D403,940	S	*	1/1999	Steinfeldt	D8/70
5,975,399	A	*	11/1999	Oehri et al.	227/120
6,024,268	A	*	2/2000	Hong-Lin	227/120
6,267,284	B1	*	7/2001	Clark	227/136
6,443,348	B2	*	9/2002	Lamb	227/120

* cited by examiner

Primary Examiner—Doris V. Coles

Assistant Examiner—T. Chase Nelson

(74) *Attorney, Agent, or Firm*—Rosenberg, Klein & Lee

(57) **CLAIM**

The ornamental design for collars for a row of nails, as shown and as described.

DESCRIPTION

FIG. 1 is a perspective view of collars for a row of nails showing my design;

FIG. 2 is a front side view therefore;

FIG. 3 is a rear side view therefore;

FIG. 4 is a left side view thereof;

FIG. 5 is a right side view thereof;

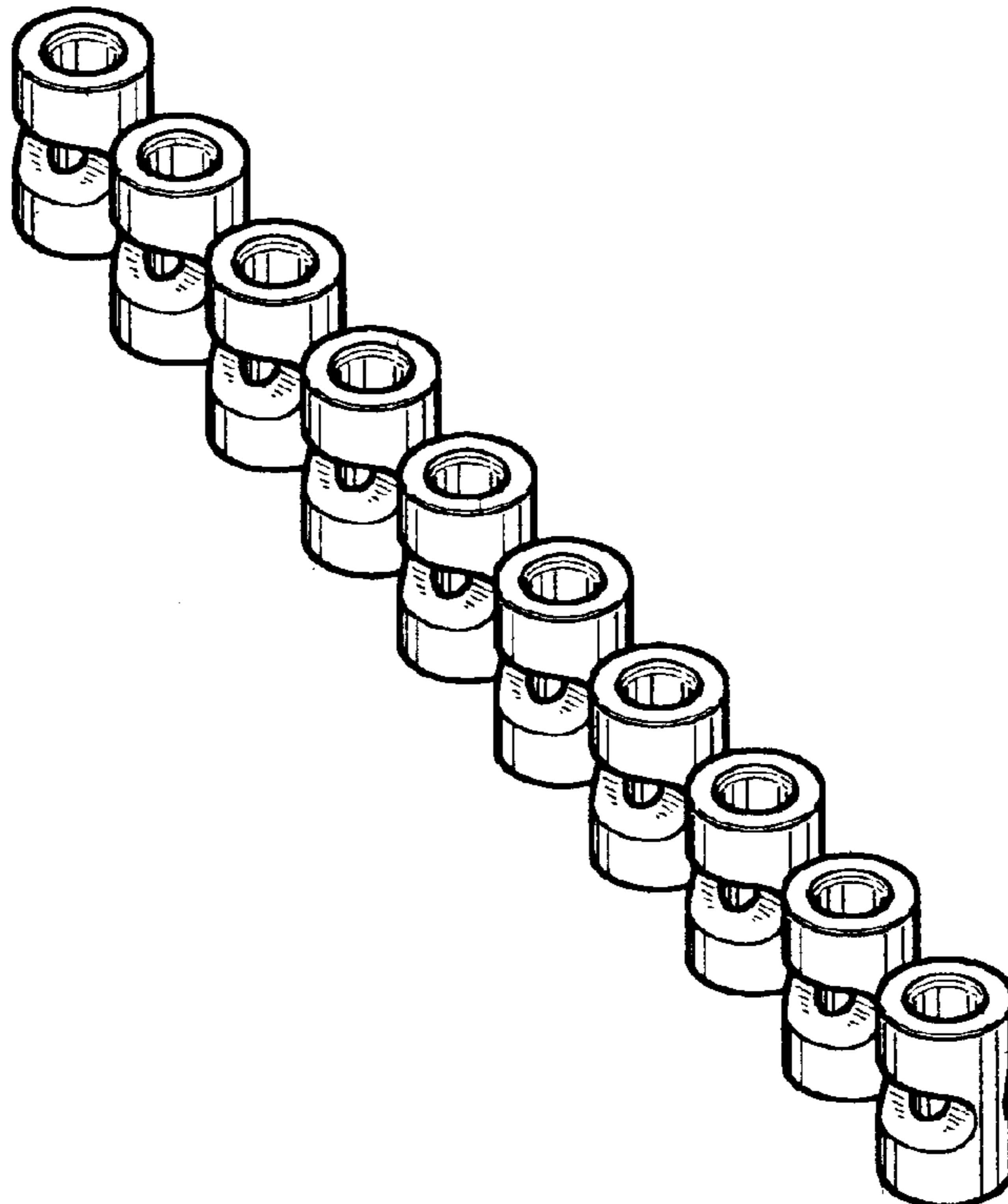
FIG. 6 is a top view thereof;

FIG. 7 is a bottom view thereof; and,

FIG. 8 is a perspective view of collars for a row of nails when being used.

The broken line showing of environment is for illustrative purposes only and forms no part of the claimed design.

1 Claim, 4 Drawing Sheets



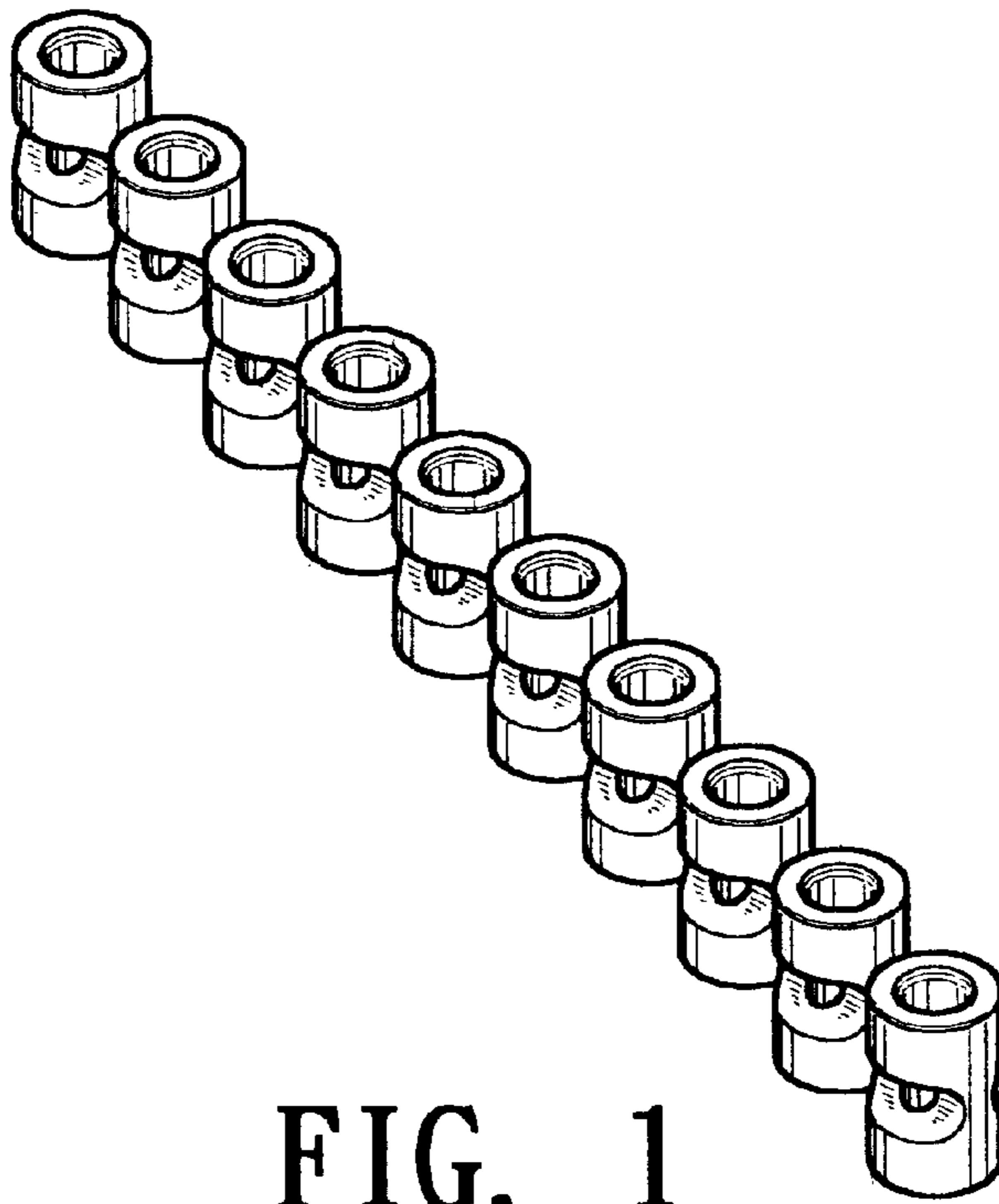


FIG. 1

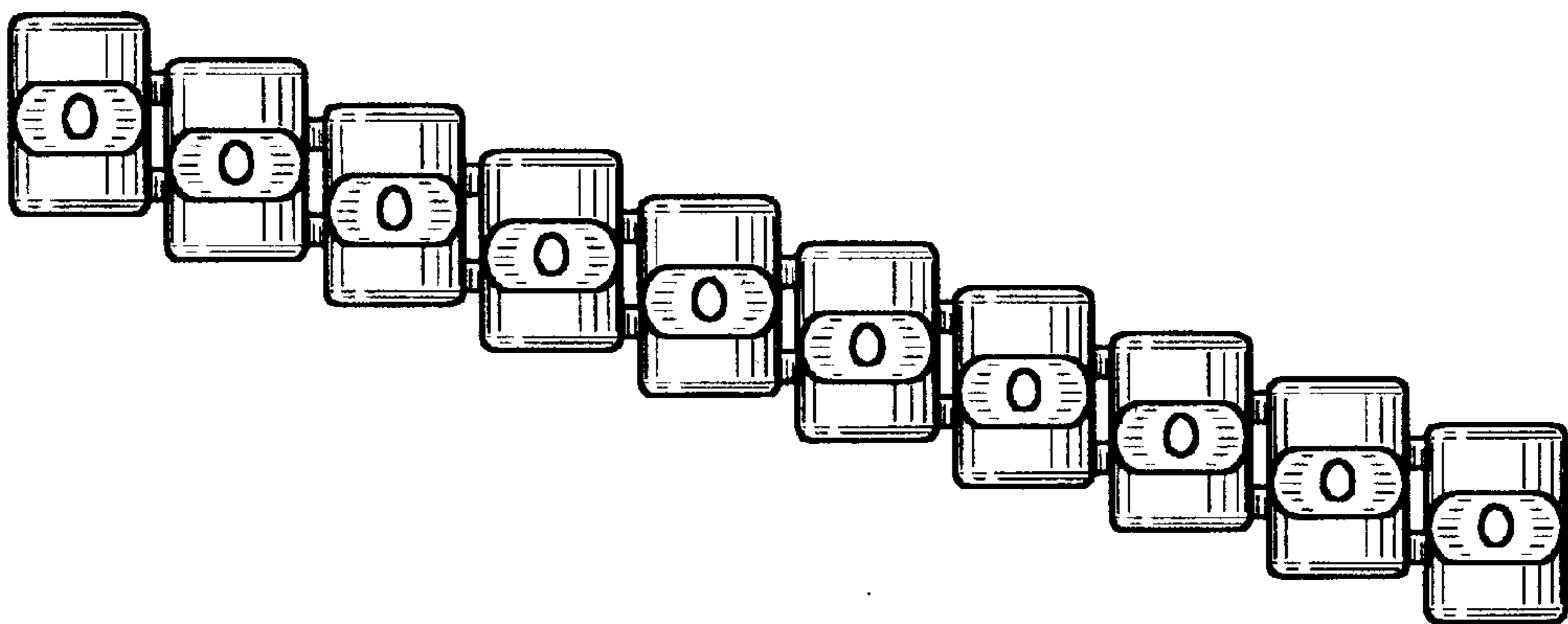


FIG. 2

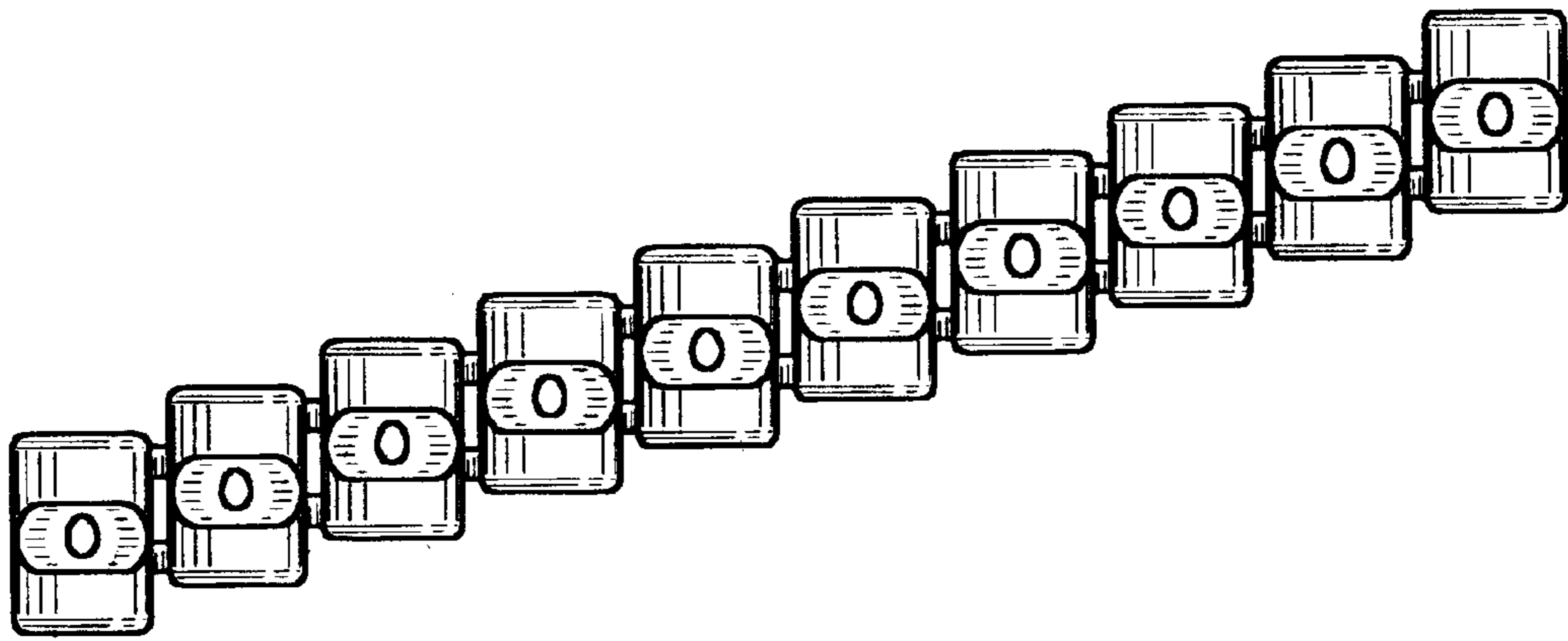


FIG. 3




FIG. 4



FIG. 5




FIG. 6

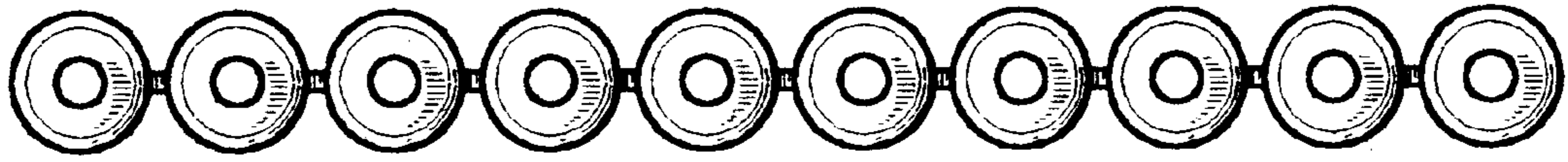


FIG. 7

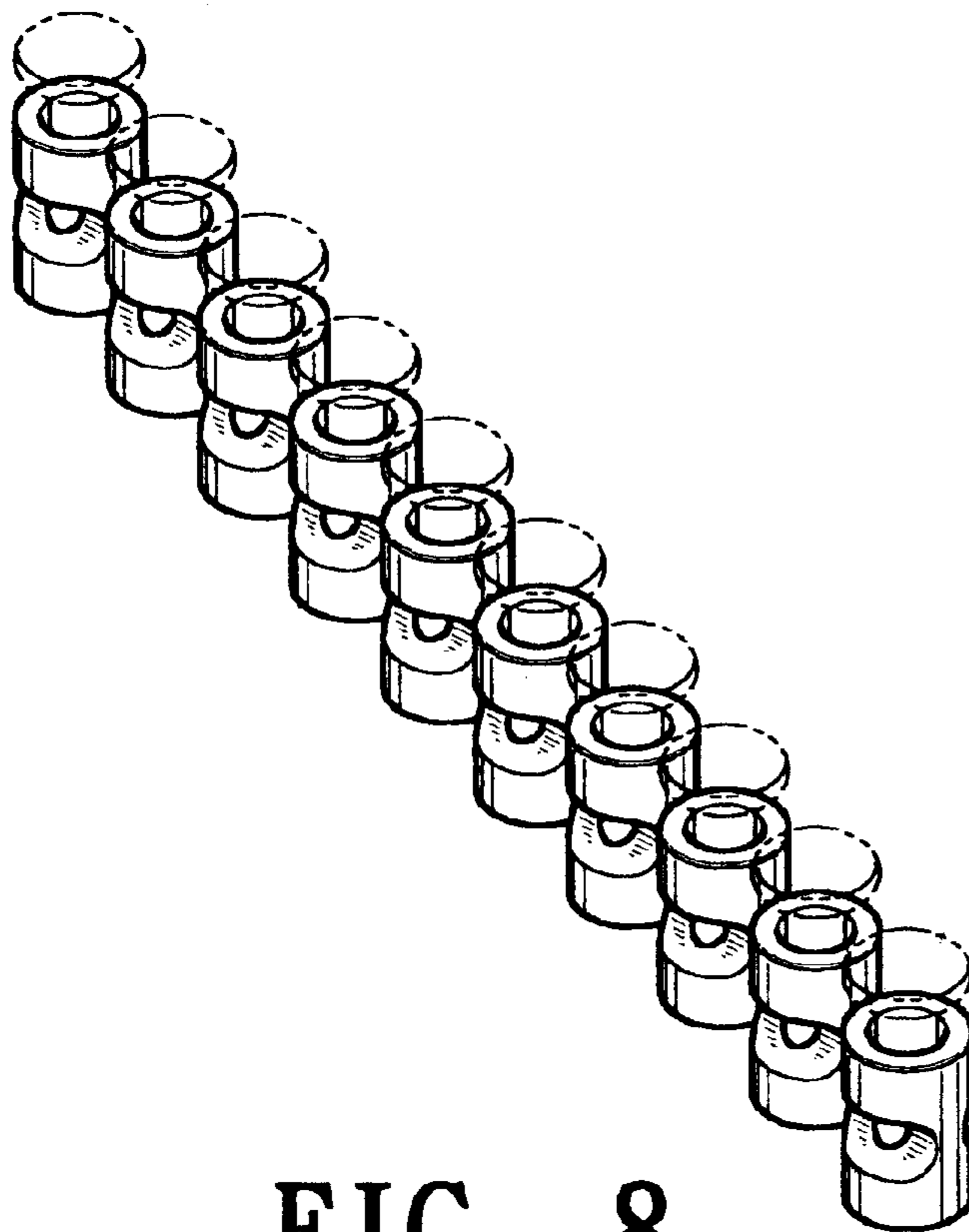


FIG. 8