



US00D472118S

(12) **United States Design Patent**
Kehoe

(10) **Patent No.:** **US D472,118 S**

(45) **Date of Patent:** **** *Mar. 25, 2003**

(54) **CORK EXTRACTOR**

(75) Inventor: **Paul Martin Kehoe**, Whitby (CA)

(73) Assignees: **Product Specialties Inc.**, Whitby (CA);
Concept Solutions Limited, Hong Kong (HK)

(*) Notice: This patent is subject to a terminal disclaimer.

(**) Term: **14 Years**

(21) Appl. No.: **29/159,910**

(22) Filed: **May 1, 2002**

(51) **LOC (7) Cl.** **07-99**

(52) **U.S. Cl.** **D8/39; D8/42**

(58) **Field of Search** D8/33-43, 308,
D8/4, 5, 107, 52, 48; 30/400-443; 81/3.07-3.49;
7/151-156; D7/665, 666; D23/250, 252;
D12/179, 180; 74/523, 480 R, 489, 502.2

(56) **References Cited**

U.S. PATENT DOCUMENTS

735,113 A	*	8/1903	Kelland et al.	188/24.18
4,253,351 A	*	3/1981	Allen	81/3.29
D408,697 S	*	4/1999	Bergen	D8/42
D415,667 S	*	10/1999	de Bergen	D8/42
D420,558 S	*	2/2000	Lee	D8/39
D430,994 S	*	9/2000	Kilduff	D8/39
D441,265 S	*	5/2001	Kilduff	D8/39
D442,043 S	*	5/2001	Kao	D8/39
D442,045 S	*	5/2001	Kilduff	D8/39

D444,045 S	*	6/2001	Kay	D8/39
D444,855 S	*	7/2001	Green et al.	D23/252
D445,008 S	*	7/2001	Andina et al.	D8/42
D446,098 S	*	8/2001	Kilduff	D8/39
D446,702 S	*	8/2001	Kilduff	D8/39
6,357,322 B1	*	3/2002	Dolan et al.	81/3.37
D455,058 S	*	5/2002	Stirling	D8/39

OTHER PUBLICATIONS

Summer 1997 Chef's Catalog, dated May 5, 1997, p. 76, Leverpull LX professional model.*
www.winetimegiftstore.com, 2pgs., Jan. 9, 2002, lever model Ix and lever model 2000.*

* cited by examiner

Primary Examiner—Jeffrey Asch

(74) *Attorney, Agent, or Firm*—Riches, McKenzie & Herbert LLP

(57) **CLAIM**

I claim the ornamental design for a cork extractor, as shown.

DESCRIPTION

FIG. 1—is a perspective view of a cork extractor showing my new design.

FIG. 2—is a top view thereof.

FIG. 3—is a side elevational view thereof.

FIG. 4—is a front elevational view thereof.

FIG. 5—is a side elevational view showing the opposite side of FIG. 3.

FIG. 6—is a bottom view thereof; and,

FIG. 7—is a rear view thereof.

1 Claim, 4 Drawing Sheets

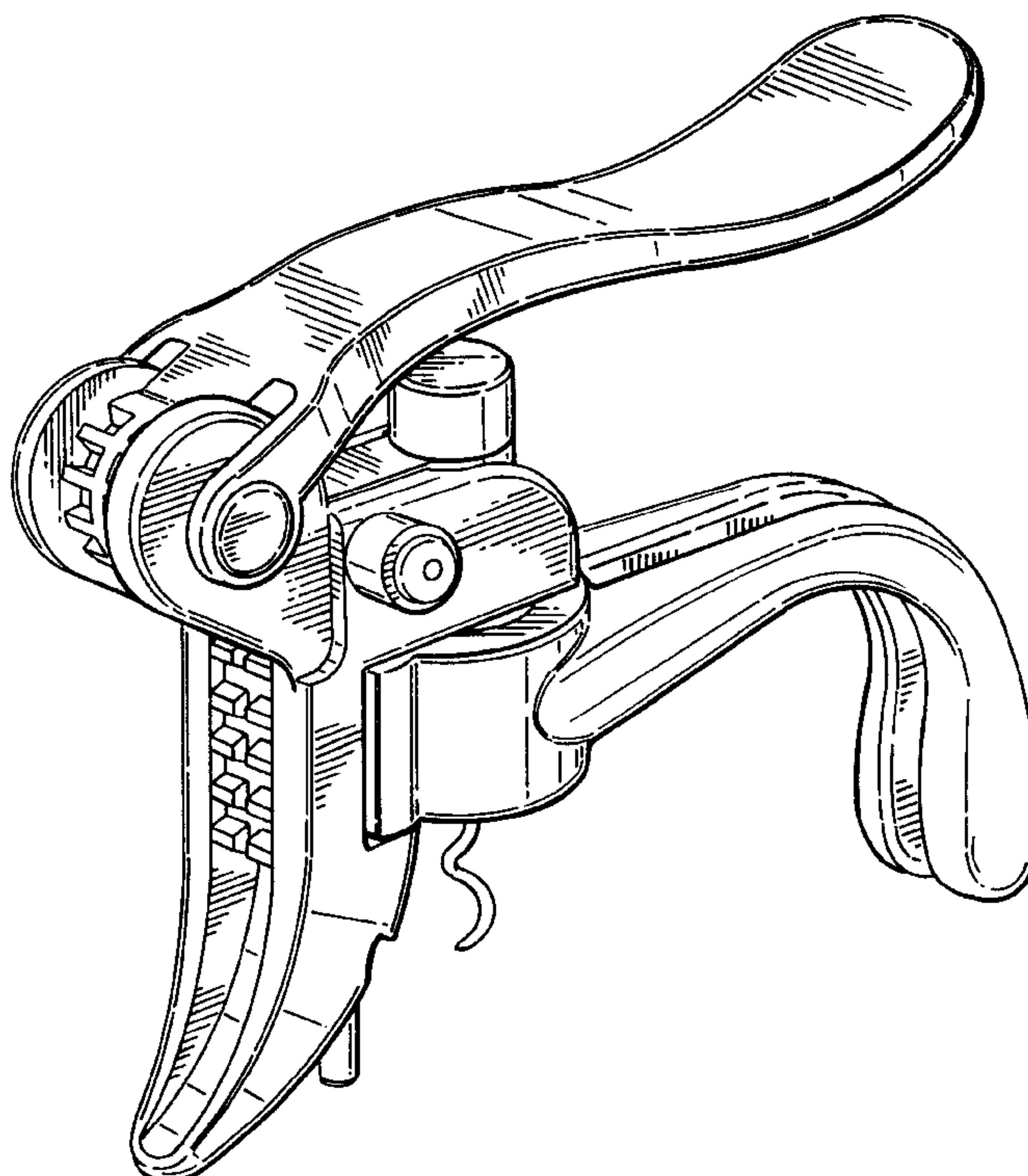


FIG. 1.

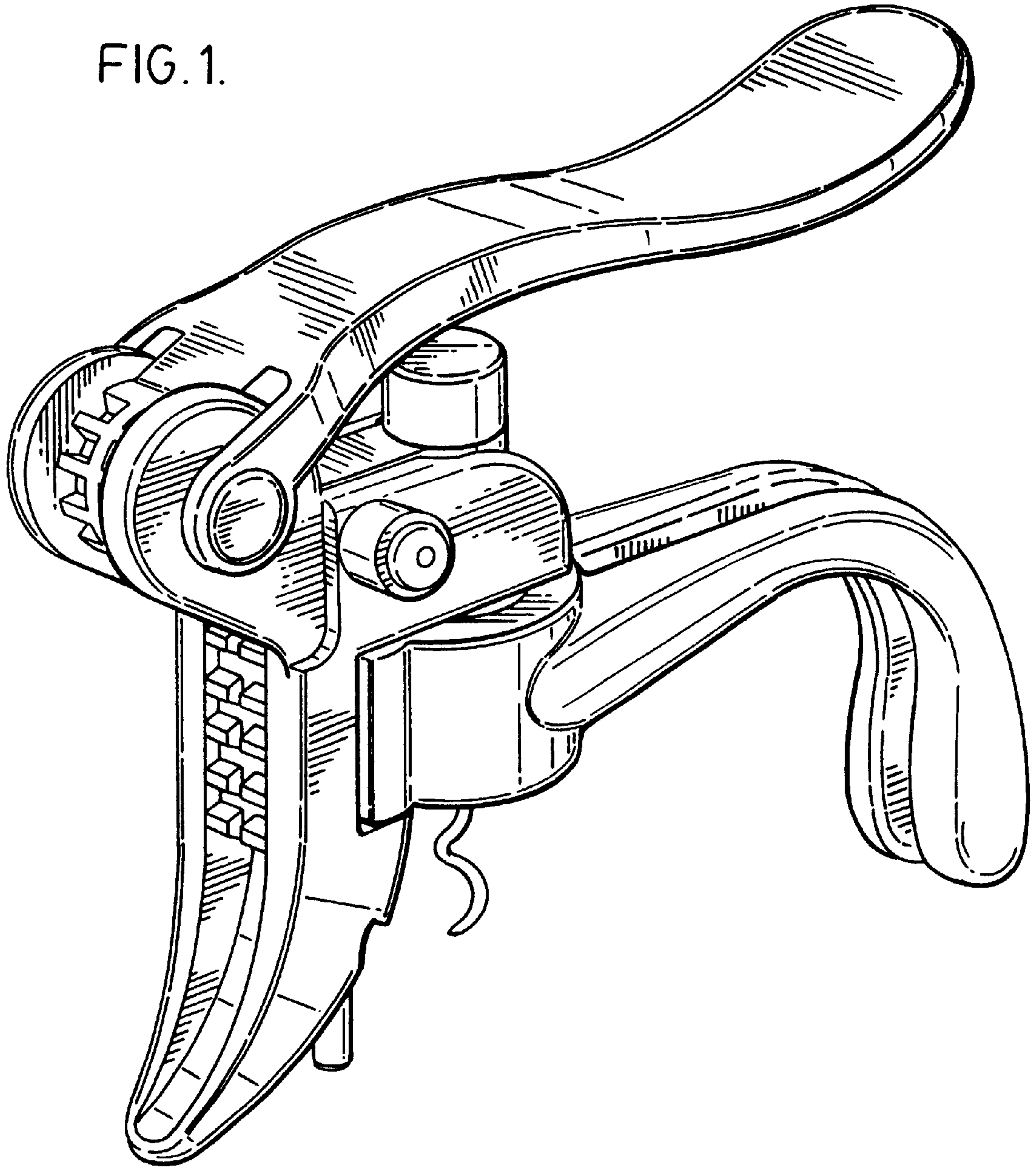


FIG. 2.

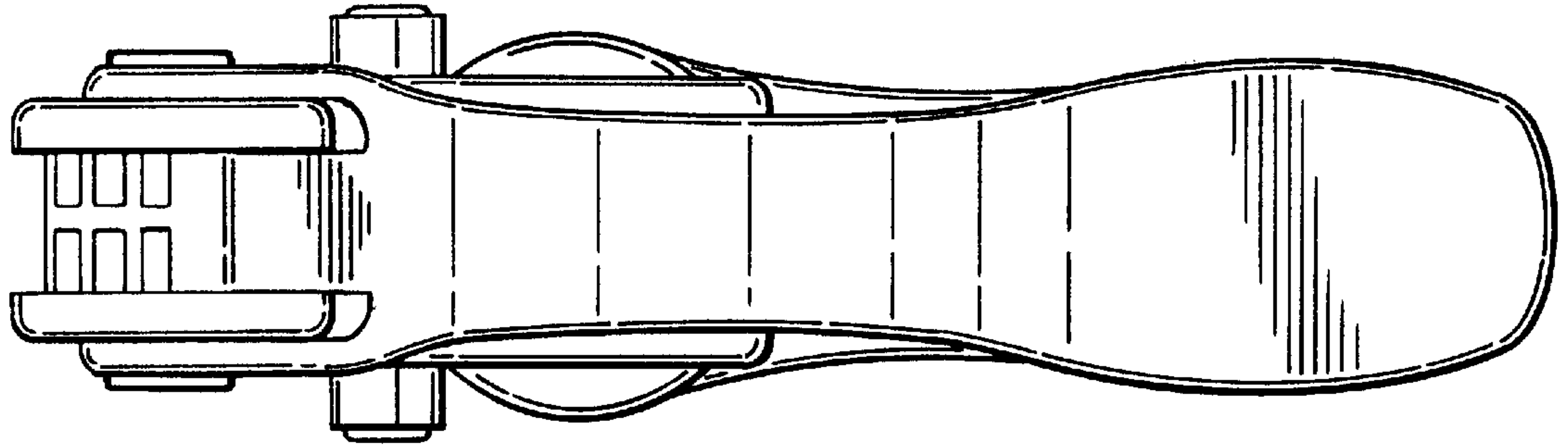
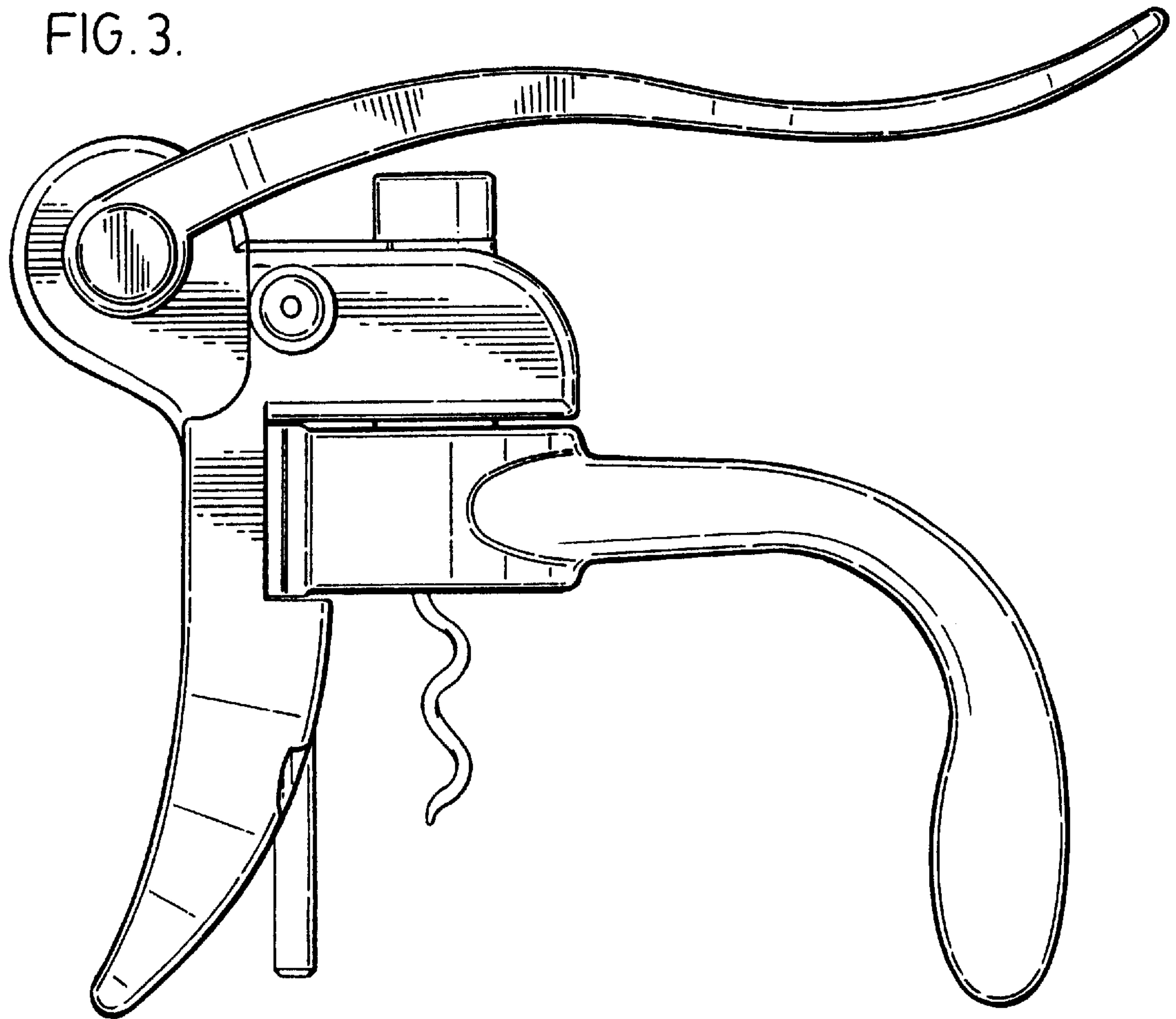


FIG. 3.



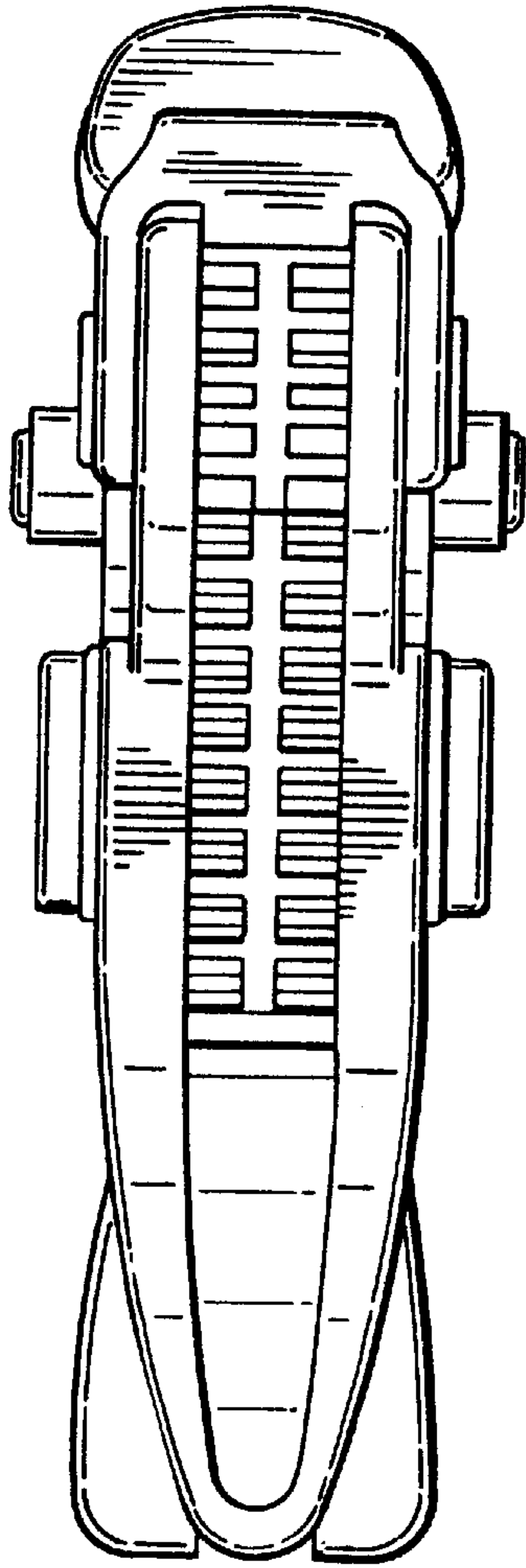


FIG. 4.

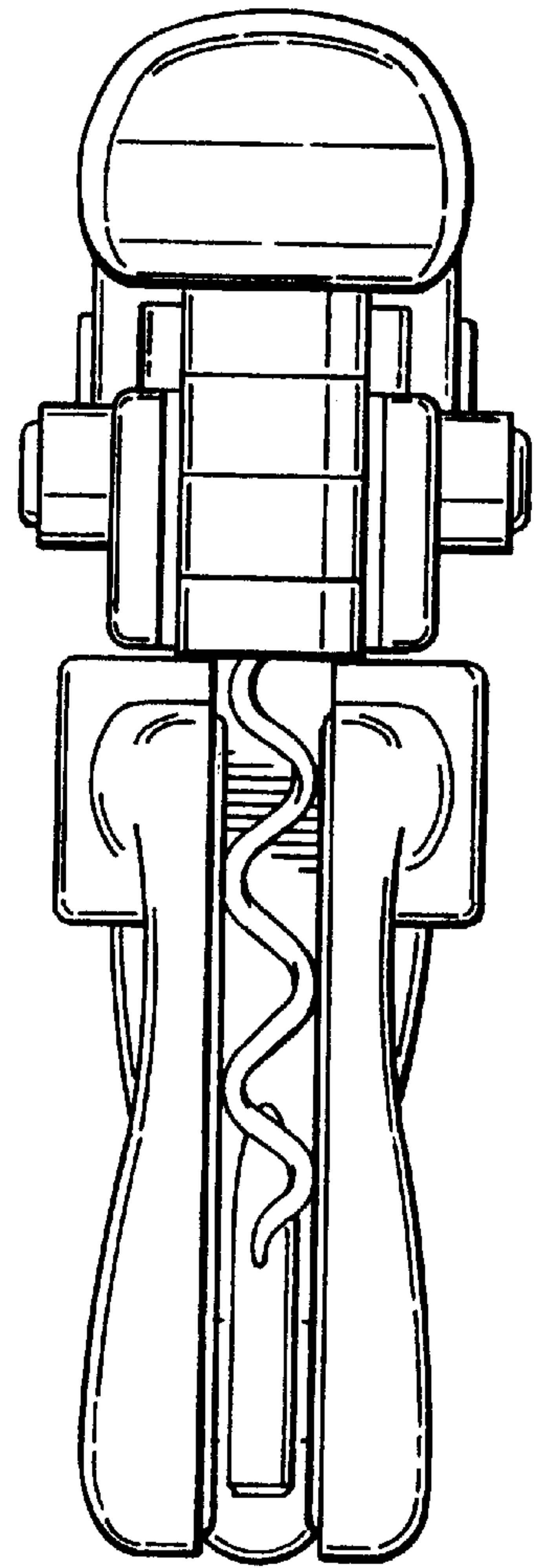


FIG. 7.

FIG. 6.

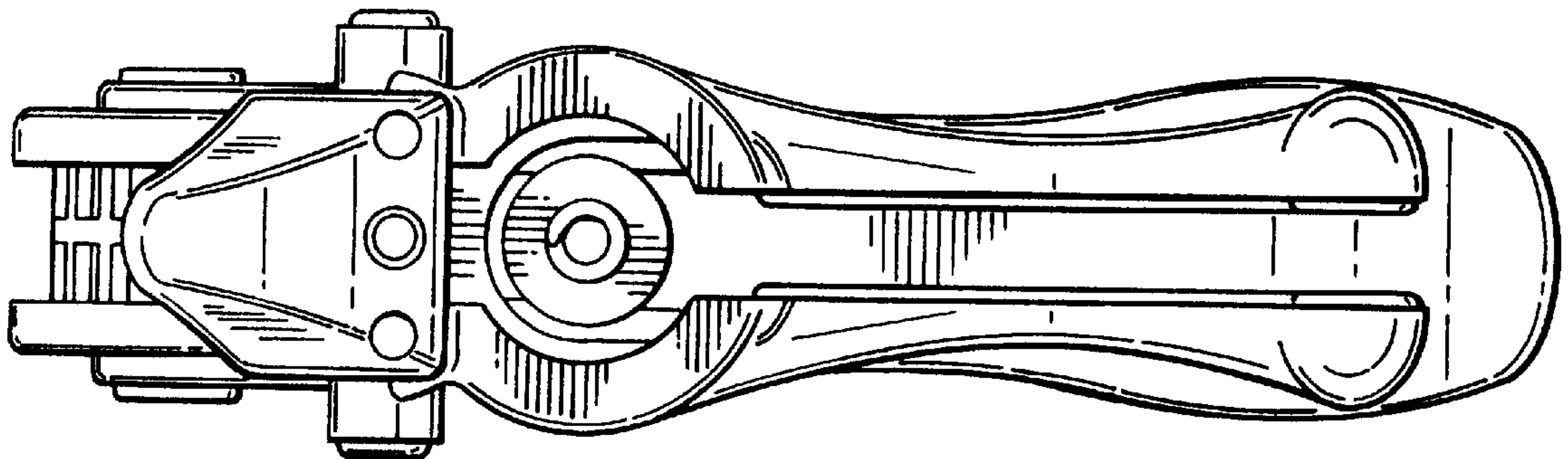


FIG. 5.

