



US00D472110S

(12) **United States Design Patent**
Wright

(10) **Patent No.:** **US D472,110 S**

(45) **Date of Patent:** **** Mar. 25, 2003**

(54) **GRATER**

(75) **Inventor:** **Sabrina A. Wright, Bellevue, WA (US)**

(73) **Assignee:** **Progressive International Corp., Kent, WA (US)**

(**) **Term:** **14 Years**

(21) **Appl. No.:** **29/157,698**

(22) **Filed:** **Mar. 21, 2002**

(51) **LOC (7) Cl.** **07-04**

(52) **U.S. Cl.** **D7/678**

(58) **Field of Search** D7/678; 99/495, 99/510; 241/93, 95, 273.1-273.4, 168, 169, 101.01, 101.2

(56) **References Cited**

U.S. PATENT DOCUMENTS

- D149,259 S * 4/1948 Daniels D7/678
- 3,589,421 A 6/1971 Locker
- 4,281,460 A 8/1981 Harris
- 4,790,488 A * 12/1988 Borner 241/95

D333,950 S * 3/1993 So D7/678

D337,489 S * 7/1993 So D7/678

D389,019 S 1/1998 Molo

6,082,645 A 7/2000 Himmighofen et al.

6,315,224 B1 11/2001 Holcomb et al.

* cited by examiner

Primary Examiner—Terry A. Wallace

(74) *Attorney, Agent, or Firm*—Black Lowe & Graham PLLC

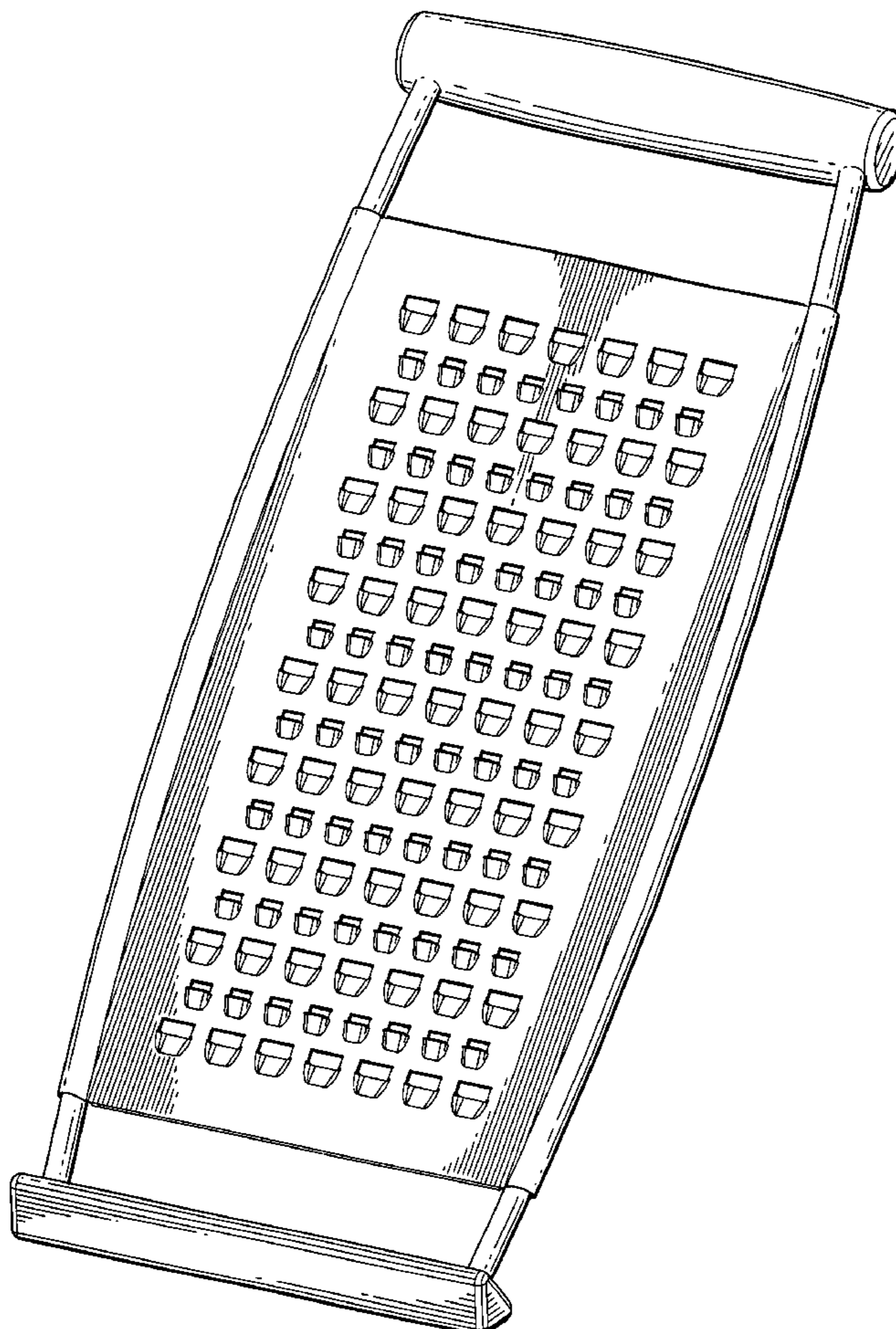
(57) **CLAIM**

I claim the ornamental design for the grater, as shown and described below.

DESCRIPTION

FIG. 1 is an isometric view of the grater;
 FIG. 2 is a front side view;
 FIG. 3 is a back side view;
 FIG. 4 is a top plan view;
 FIG. 5 is a right side view;
 FIG. 6 is a left side view; and,
 FIG. 7 is a bottom plan view.

1 Claim, 4 Drawing Sheets



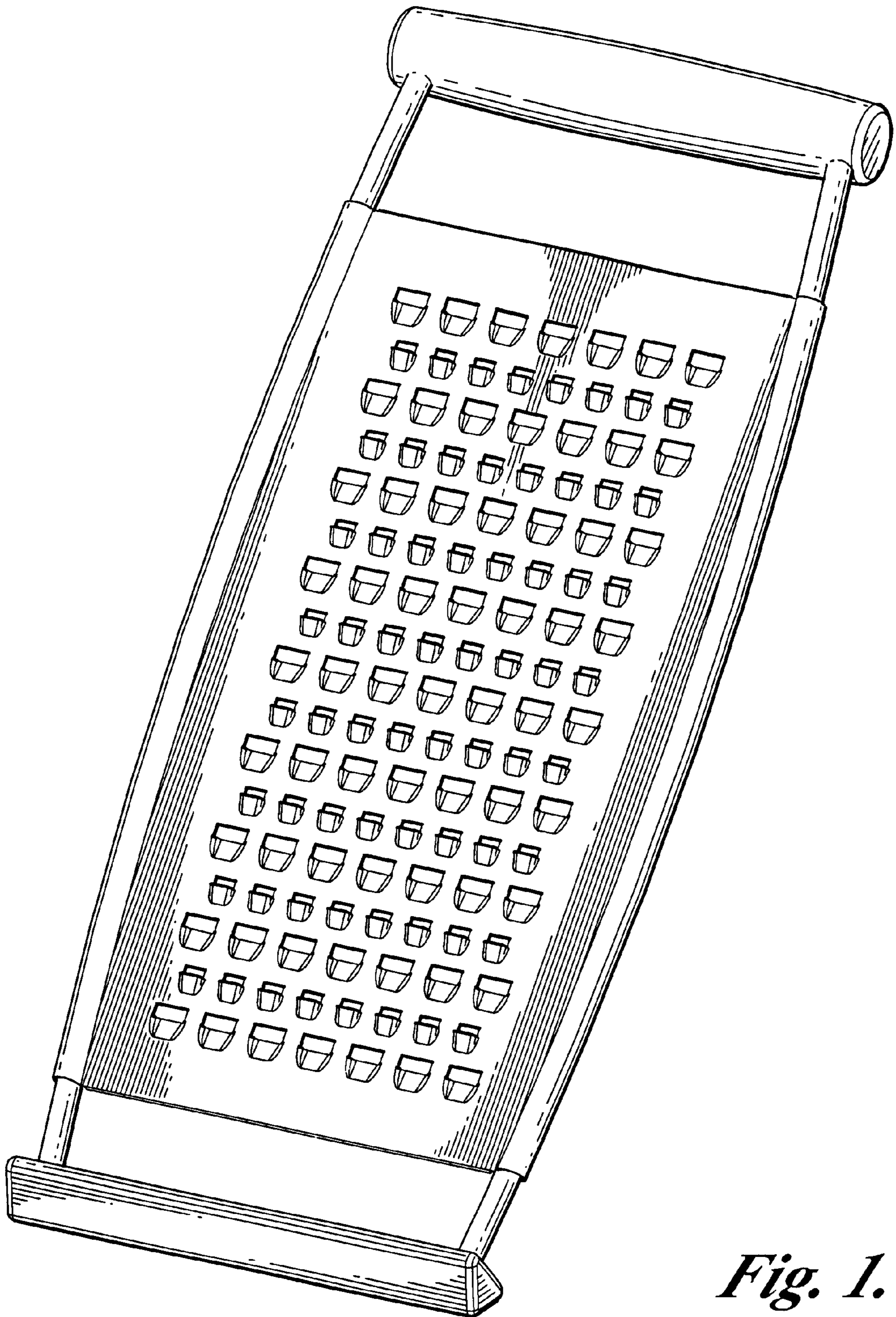


Fig. 1.




Fig. 2.




Fig. 3.




Fig. 4.

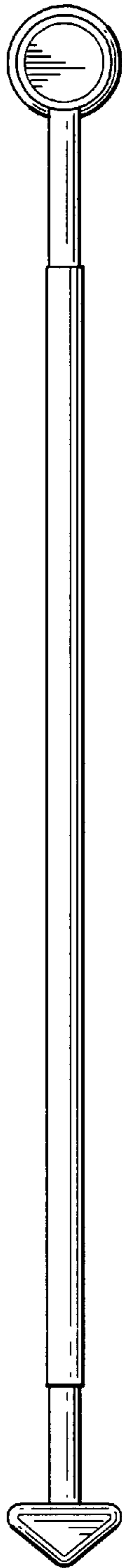


Fig. 5.

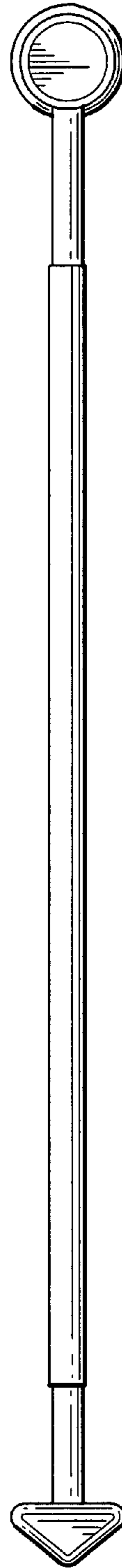


Fig. 6.

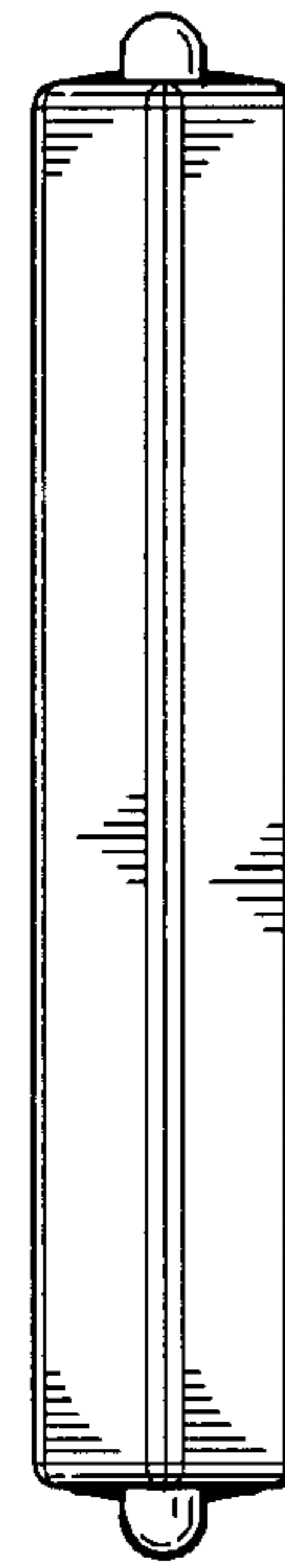


Fig. 7.