



US00D472099S

(12) **United States Design Patent** (10) **Patent No.:** **US D472,099 S**
Grove et al. (45) **Date of Patent:** **** Mar. 25, 2003**

(54) **HANDLE**

(75) Inventors: **James E. Grove**, Marina Del Rey, CA (US); **Andy Siew Fun Vong**, Venice, CA (US)

(73) Assignee: **L.A. Product Design, L.L.C.**, Marina Del Rey, CA (US)

(**) Term: **14 Years**

(21) Appl. No.: **29/164,394**

(22) Filed: **Jul. 24, 2002**

Related U.S. Application Data

(62) Division of application No. 29/135,721, filed on Jan. 18, 2001.

(51) **LOC (7) Cl.** **07-02**

(52) **U.S. Cl.** **D7/393**

(58) **Field of Search** D7/683, 686, 687, D7/393, 395, 401.2; 294/3, 8.5, 11, 16, 99.2; 30/343; 16/110.1, 430, 431

(56) **References Cited**

U.S. PATENT DOCUMENTS

D149,725 S 5/1948 Zimmer
D152,539 S * 2/1949 Henkel D7/395

D187,942 S 5/1960 Eckersberg et al.
D204,945 S * 5/1966 Henderson D7/686
D350,050 S * 8/1994 Klunder D7/686
5,535,484 A * 7/1996 Gibson 16/430
5,791,055 A 8/1998 Mangol
D405,314 S * 2/1999 Kroucher et al. D7/395
D425,365 S * 5/2000 Chien D7/401.2

* cited by examiner

Primary Examiner—Alan P. Douglas
Assistant Examiner—Lavone D. Tabor

(74) *Attorney, Agent, or Firm*—Watts, Hoffman, Fisher & Heinke Co.

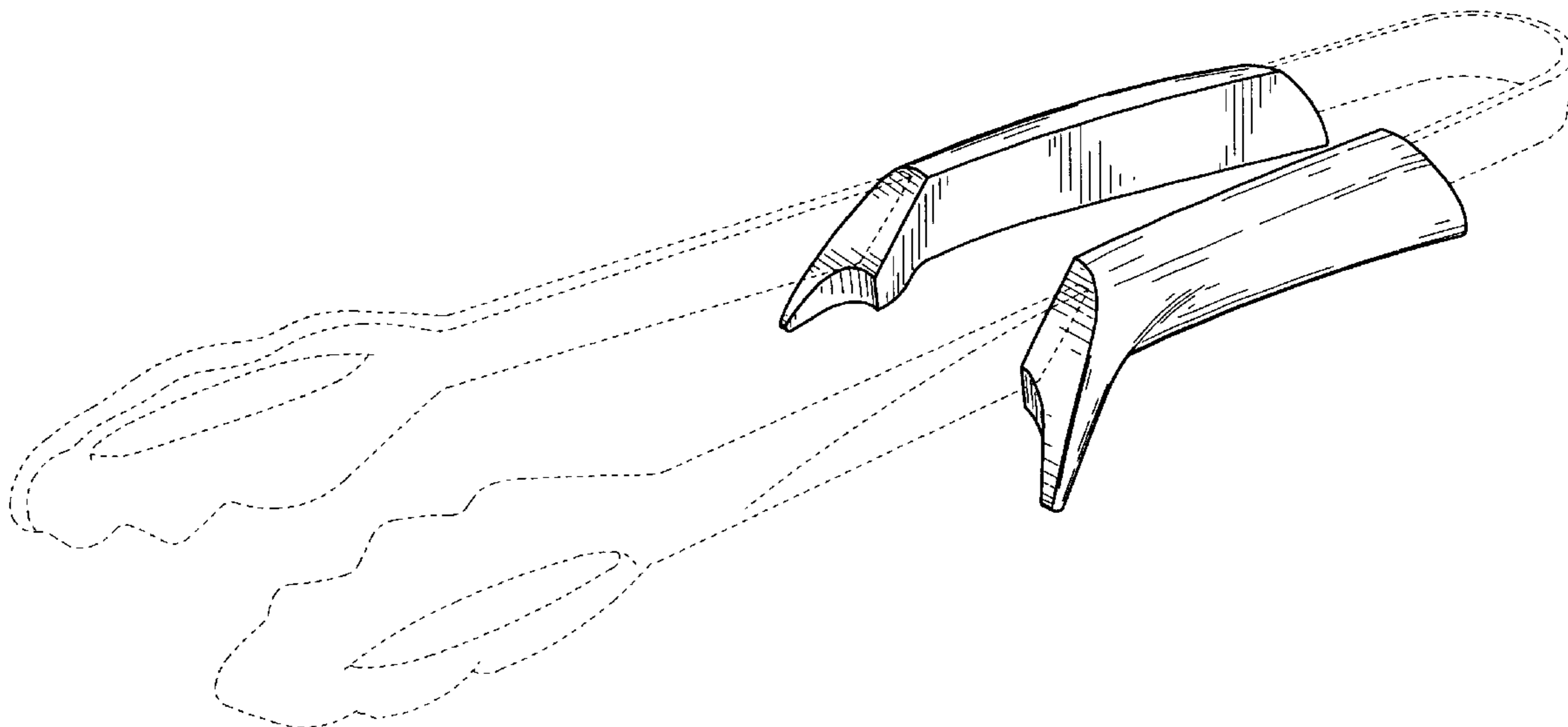
(57) **CLAIM**

We claim the ornamental design for a handle, as shown and described.

DESCRIPTION

FIG. 1 is a perspective view of a handle showing our new design, the broken lines being for illustrative purposes only and forming no part of the claimed design; FIG. 2 is an enlarged front end elevational view of FIG. 1; FIG. 3 is an enlarged rear end elevational view of FIG. 1; FIG. 4 is an enlarged side elevational view of FIG. 1; FIG. 5 is an enlarged top plan view of FIG. 1; and, FIG. 6 is an enlarged bottom plan view of FIG. 1.

1 Claim, 3 Drawing Sheets



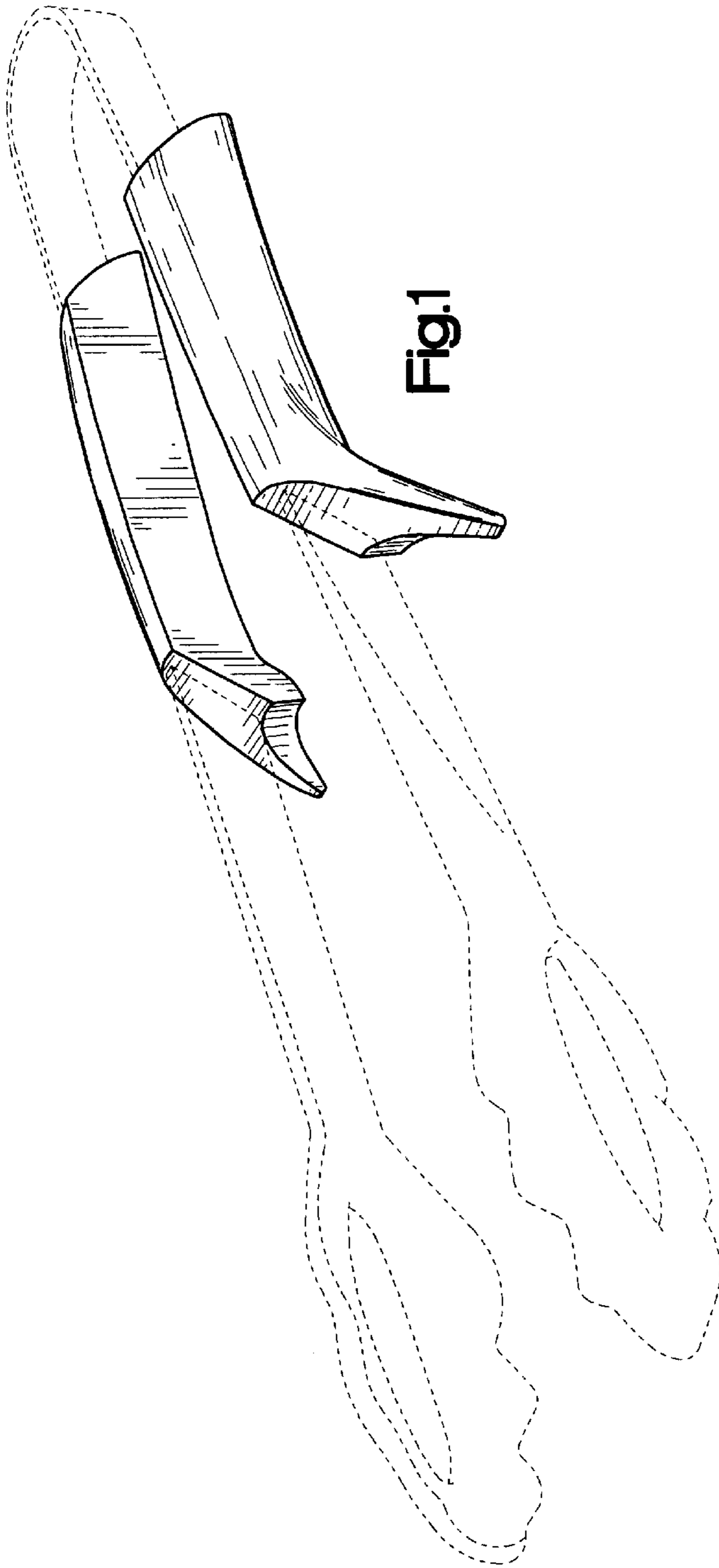


Fig. 1

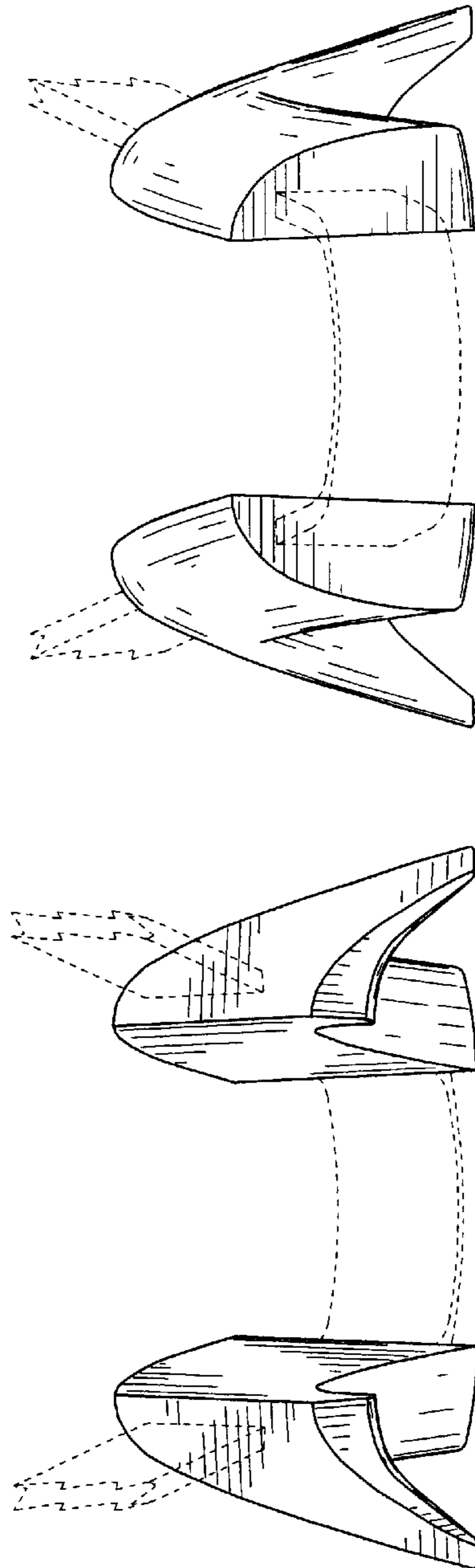


Fig. 2

Fig. 3

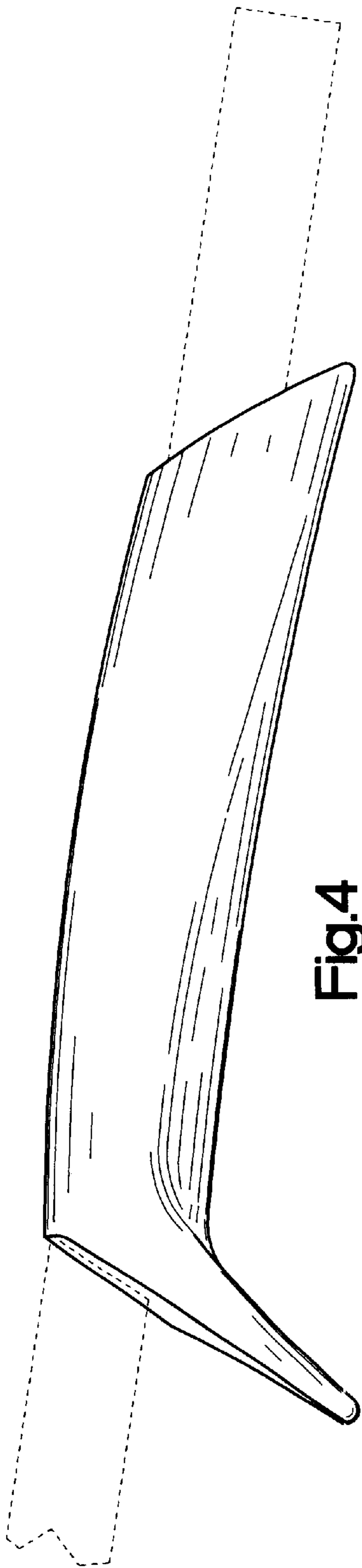


Fig.4

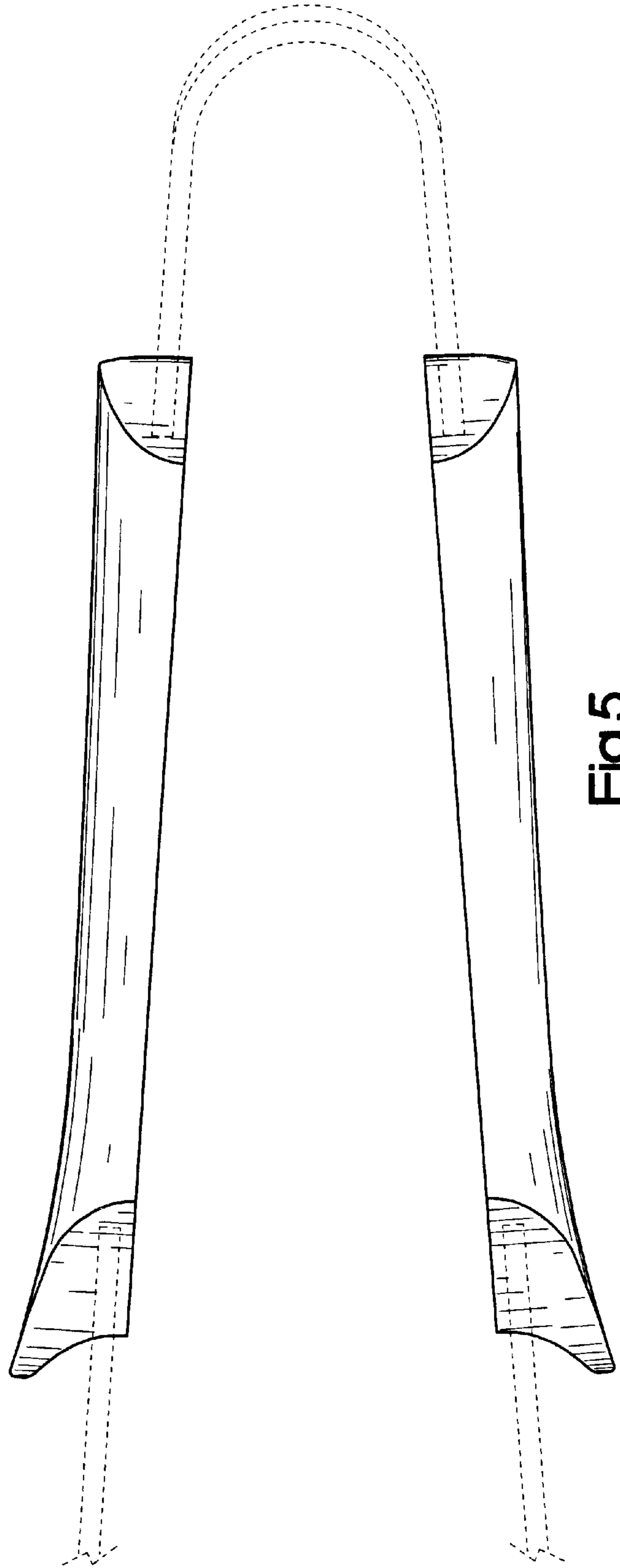


Fig.5



Fig.6