



US00D472095S

(12) **United States Design Patent**  
**Smith et al.**

(10) **Patent No.:** **US D472,095 S**

(45) **Date of Patent:** **\*\* Mar. 25, 2003**

(54) **POCKETED SLIP COVER**

D396,983 S \* 8/1998 Taylor ..... D12/416 X  
D451,882 S \* 12/2001 Hassett et al. .... D12/416

(76) Inventors: **Geraldine Jones Smith**, 104 Long St.,  
Morganton, NC (US) 28655; **Howard**  
**Z. Smith**, 104 Long St., Morganton,  
NC (US) 28655

\* cited by examiner

*Primary Examiner*—Louis S. Zarfes  
*Assistant Examiner*—Monica A. Weingart

(\*\*) Term: **14 Years**

(57) **CLAIM**

(21) Appl. No.: **29/152,307**

The ornamental design for a pocketed slip cover, as shown and described.

(22) Filed: **Dec. 13, 2001**

**DESCRIPTION**

(51) **LOC (7) Cl.** ..... **06-13**

(52) **U.S. Cl.** ..... **D6/611**

(58) **Field of Search** ..... D6/610, 611, 612,  
D6/512, 513, 601; D12/133, 416, 422;  
224/275; 297/224, 219.1, 228.1, 228.2,  
229

FIG. 1 is a front elevational view of a pocketed slip cover showing our new design;  
FIG. 2 is a rear elevational view thereof;  
FIG. 3 is a side view, taken from the left side of FIG. 1, the right side view being a mirror image thereof;  
FIG. 4 is a top plan view thereof;  
FIG. 5 is a bottom plan view thereof; and,  
FIG. 6 is a top perspective drawing of a pocketed slip cover in use.

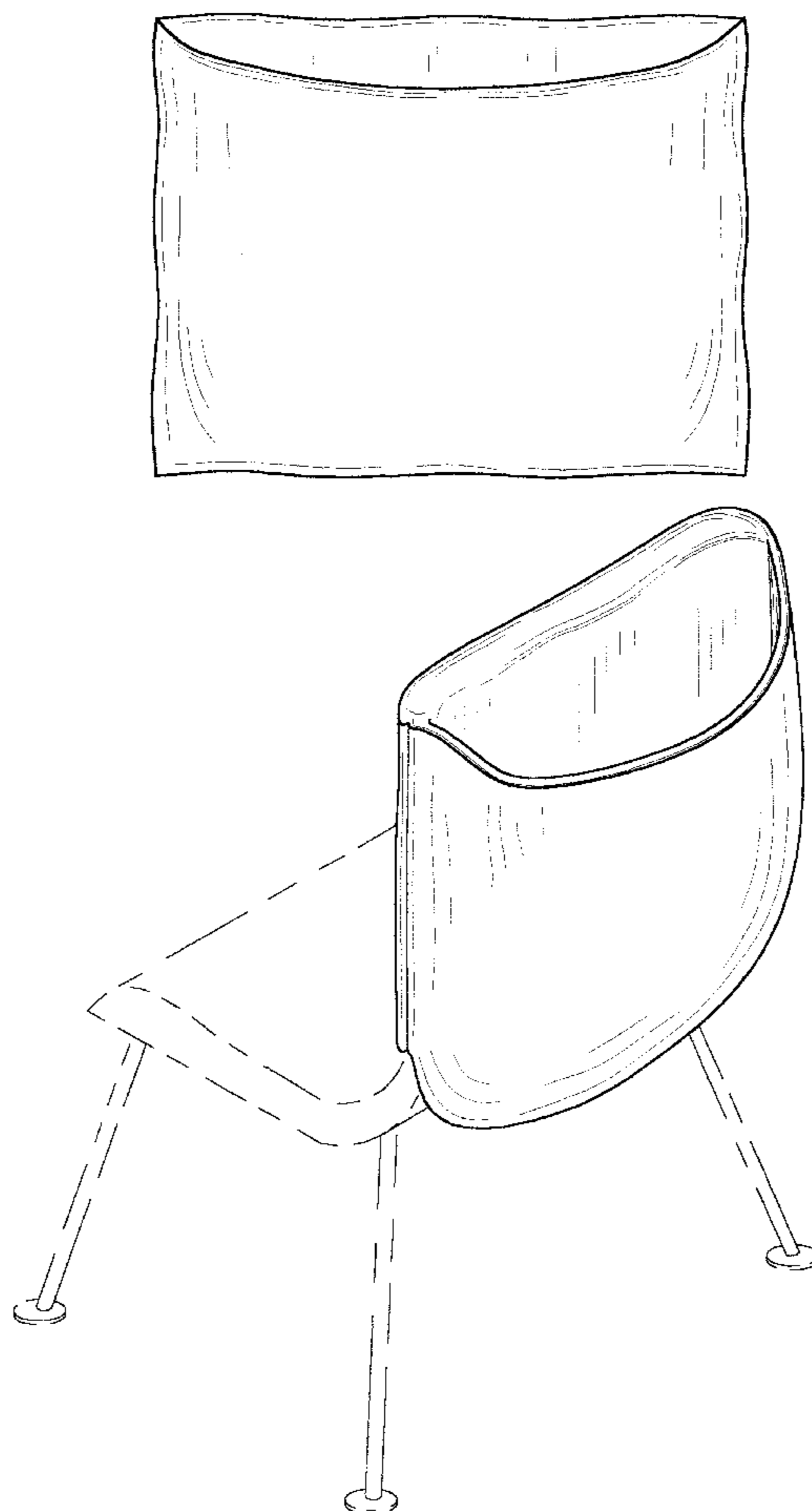
(56) **References Cited**

**U.S. PATENT DOCUMENTS**

2,223,532 A \* 12/1940 Sallop ..... 150/154  
D309,227 S \* 7/1990 Popiolkowski ..... D6/601  
D358,731 S \* 5/1995 McAlear ..... D6/513  
D371,108 S \* 6/1996 Baker ..... D12/416

The broken line showing a chair in FIG. 6 is for illustrative purposes only and forms no part of the claimed design.

**1 Claim, 3 Drawing Sheets**



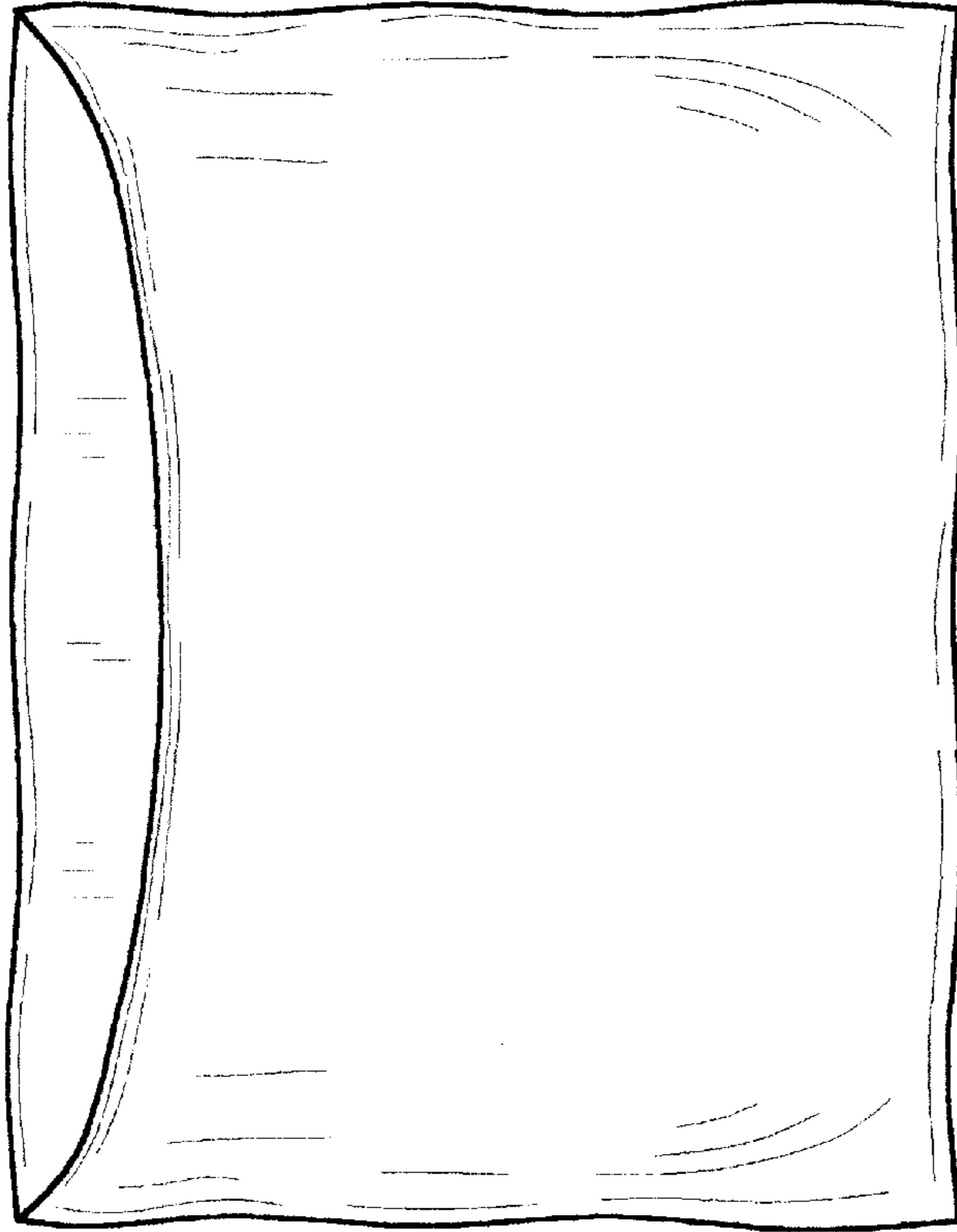


FIG. 2




FIG. 1

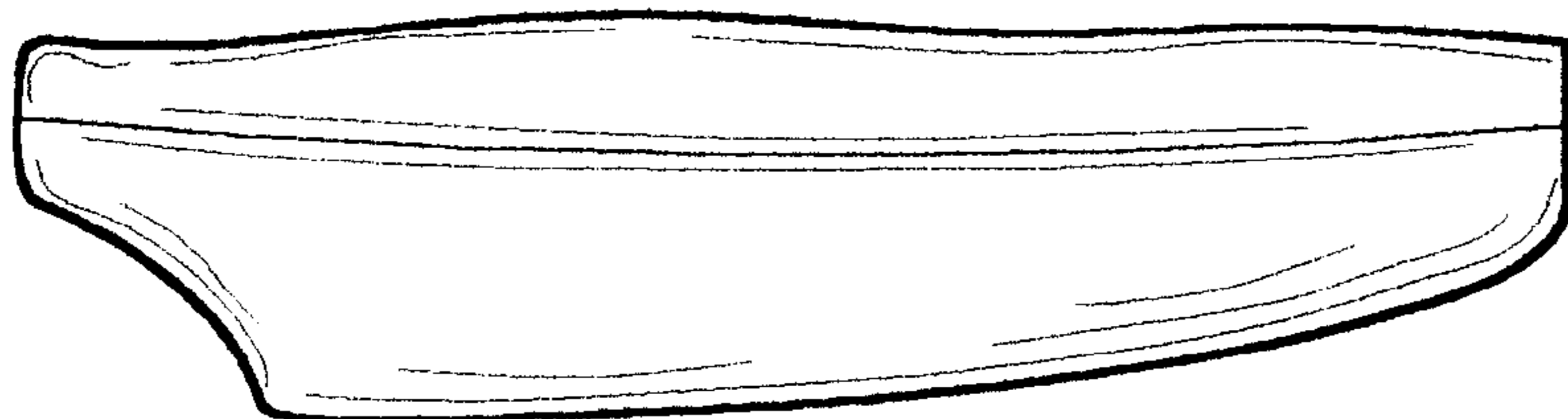


FIG. 3

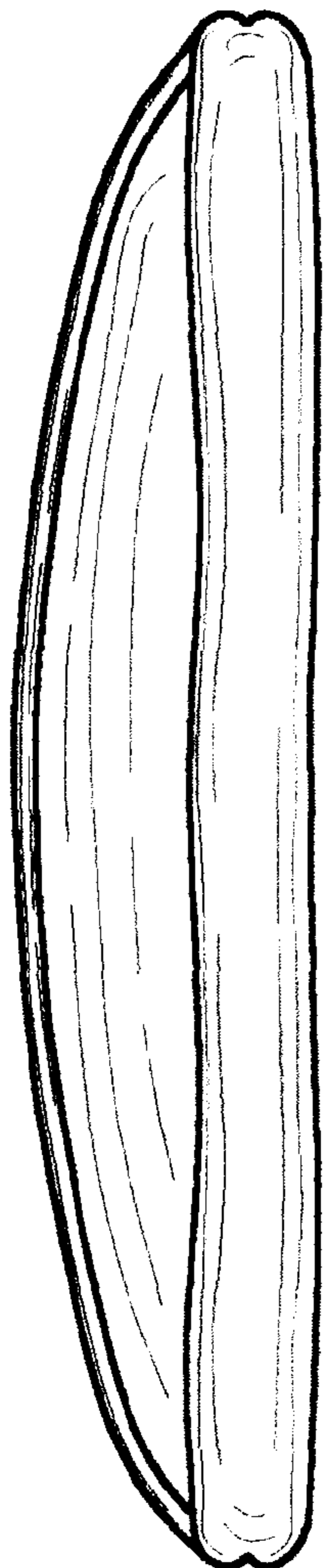


FIG. 4

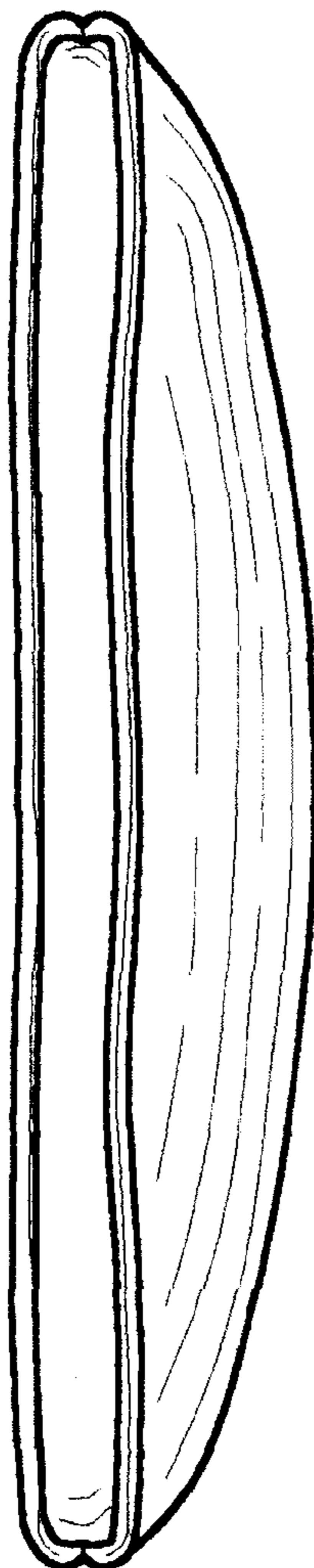


FIG. 5

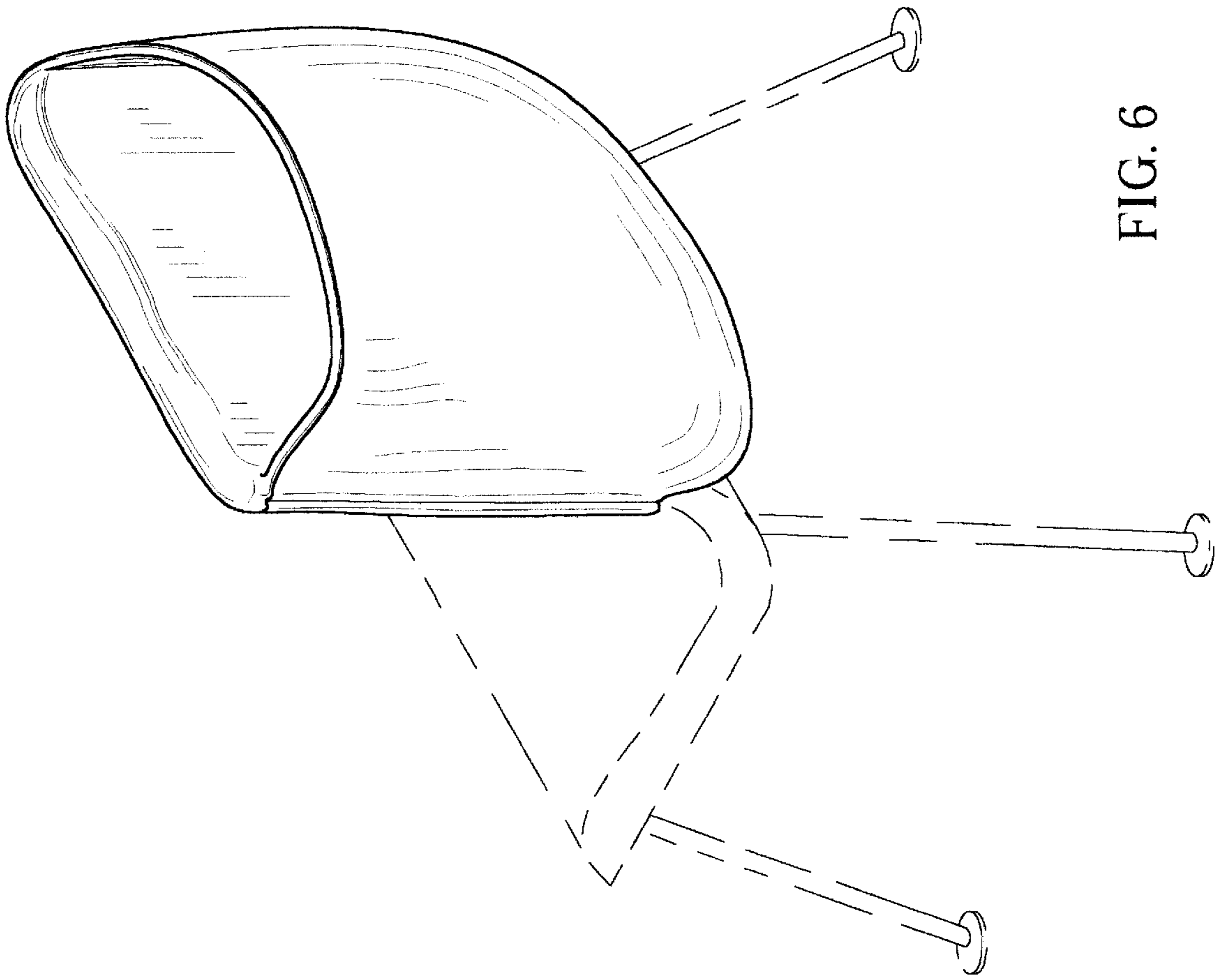


FIG. 6