



US00D472082S

(12) **United States Design Patent**
Lenger

(10) **Patent No.:** **US D472,082 S**

(45) **Date of Patent:** **** Mar. 25, 2003**

(54) **CARVED CHAIR BACK**

(75) Inventor: **Sidney A. Lenger**, Kernersville, NC
(US)

(73) Assignee: **Schottenstein Stores Corporation**,
Columbus, OH (US)

(**) Term: **14 Years**

(21) Appl. No.: **29/161,780**

(22) Filed: **Jun. 4, 2002**

(51) **LOC (7) Cl.** **06-06**

(52) **U.S. Cl.** **D6/502**

(58) **Field of Search** D6/334, 358, 376,
D6/379, 380, 500, 501, 502; 297/445.1,
446.1

(56) **References Cited**

U.S. PATENT DOCUMENTS

- D85,387 S * 10/1931 Moore et al. D6/376
- D104,256 S * 4/1937 Hauser D6/358
- D364,046 S * 11/1995 Keller D6/379

OTHER PUBLICATIONS

- An Encyclopedia of Chairs by Simon Yates, p. 59, chair 87
at top right, ©1988.*
- Furniture Today, p. 58, chair at bottom left, Jun. 24, 2002.*

* cited by examiner

Primary Examiner—Gary D. Watson

(74) *Attorney, Agent, or Firm*—Wood, Herron & Evans,
L.L.P.

(57) **CLAIM**

The ornamental design for a carved chair back, as shown and
described.

DESCRIPTION

FIG. 1 is a front elevational view of a carved chair back
showing my new design;

FIG. 2 is a right-side elevational view thereof;

FIG. 3 is a rear elevational view thereof;


FIG. 4 is a left-side elevational view thereof;

FIG. 5 is a top plan view thereof; and,

FIG. 6 is a bottom plan view thereof.

The broken lines outlining the chair back frame in FIGS. 1,
3, 5, and 6 are for illustrative purposes only and form no part
of the claimed design.

1 Claim, 2 Drawing Sheets






FIG. 1

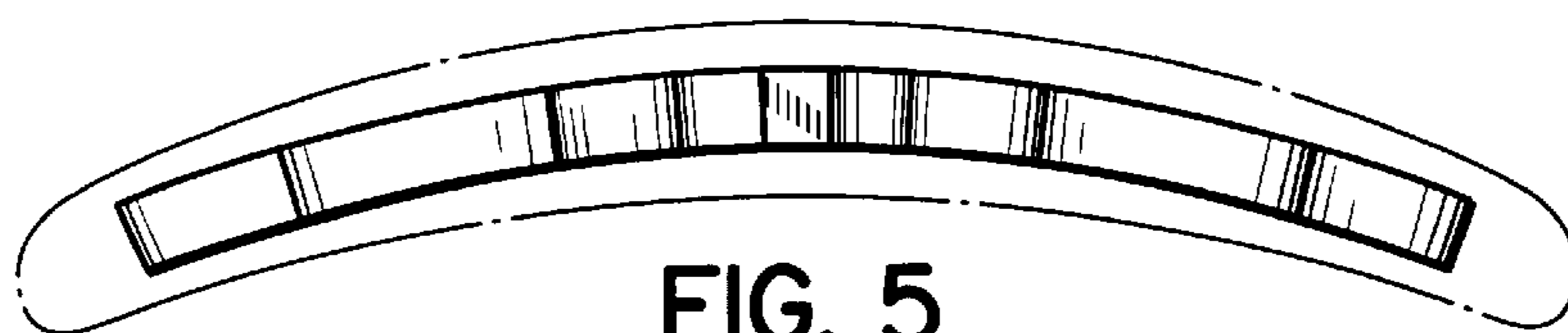


FIG. 5

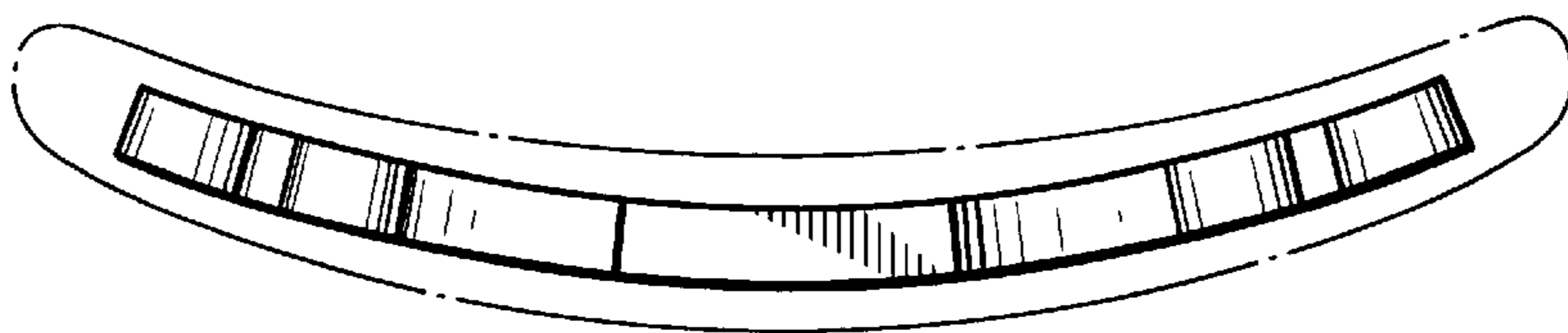


FIG. 6




FIG. 4




FIG. 3

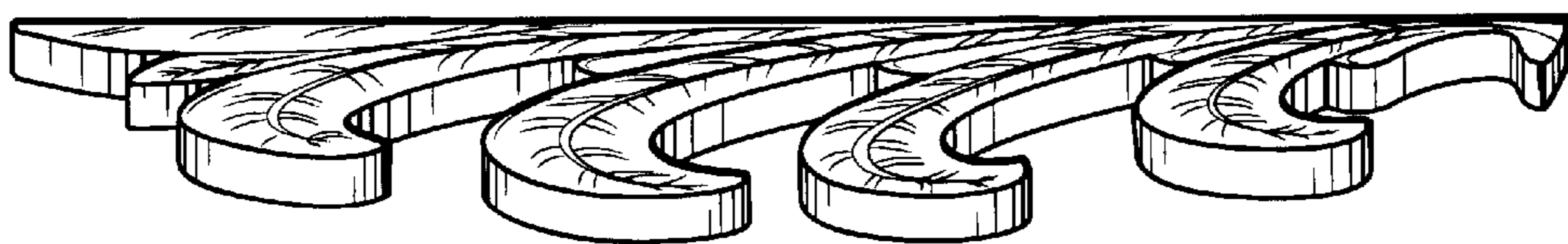


FIG. 2