



US00D472078S

(12) **United States Design Patent**
Stanton

(10) **Patent No.:** **US D472,078 S**

(45) **Date of Patent:** **** Mar. 25, 2003**

(54) **FURNITURE LEG**

(75) **Inventor:** **Shawn C. Stanton**, High Point, NC (US)

(73) **Assignee:** **Thomasville Furniture Industries, Inc.**, Thomasville, NC (US)

(**) **Term:** **14 Years**

(21) **Appl. No.:** **29/159,231**

(22) **Filed:** **Apr. 17, 2002**

(51) **LOC (7) Cl.** **06-06**

(52) **U.S. Cl.** **D6/495**

(58) **Field of Search** D6/480–489, 495, D6/496, 511, 477; 108/153.1, 155, 156, 157.1, 150, 161; 248/188, 188.1, 188.8

(56) **References Cited**

U.S. PATENT DOCUMENTS

D24,924 S	*	11/1895	Bohner	D6/480
D72,338 S	*	4/1927	Bach	D6/483
D72,662 S	*	5/1927	Bach	D6/480
D79,645 S	*	10/1929	Ekvall	D6/495
D81,749 S	*	8/1930	Kandel	D6/480
D385,441 S	*	10/1997	Wistehuff, III	D6/484

OTHER PUBLICATIONS

Furniture Leg of Chippendale Mahogany Suite, p. 48 of unknown source, circa 1760.

Furniture Leg, p. 251 of unknown source, date unknown, available as of filing date.

Furniture Leg of A. George II Mahogany Side Table, Christie's, p. 52, date unknown, available as of filing date.

4301–20 Dining Table Furniture Leg, Carlyle Collection brochure, Henredon Furniture, p. 10, 1998.

* cited by examiner

Primary Examiner—Janice E. Seeger

(74) *Attorney, Agent, or Firm*—Womble Carlyle Sandridge & Rice, PLLC

(57) **CLAIM**

The ornamental design for a furniture leg, as shown and described.

DESCRIPTION

FIG. 1 is a perspective view of a furniture leg showing my new design;

FIG. 2 is a side elevational view, the opposite side being a mirror image thereof;

FIG. 3 is a front elevational view thereof;

FIG. 4 is a perspective view of a second embodiment of a furniture leg of my new design;

FIG. 5 is a side elevational view thereof, the opposite side being a mirror image;

FIG. 6 is a perspective view of a third embodiment of a furniture leg of my new design;

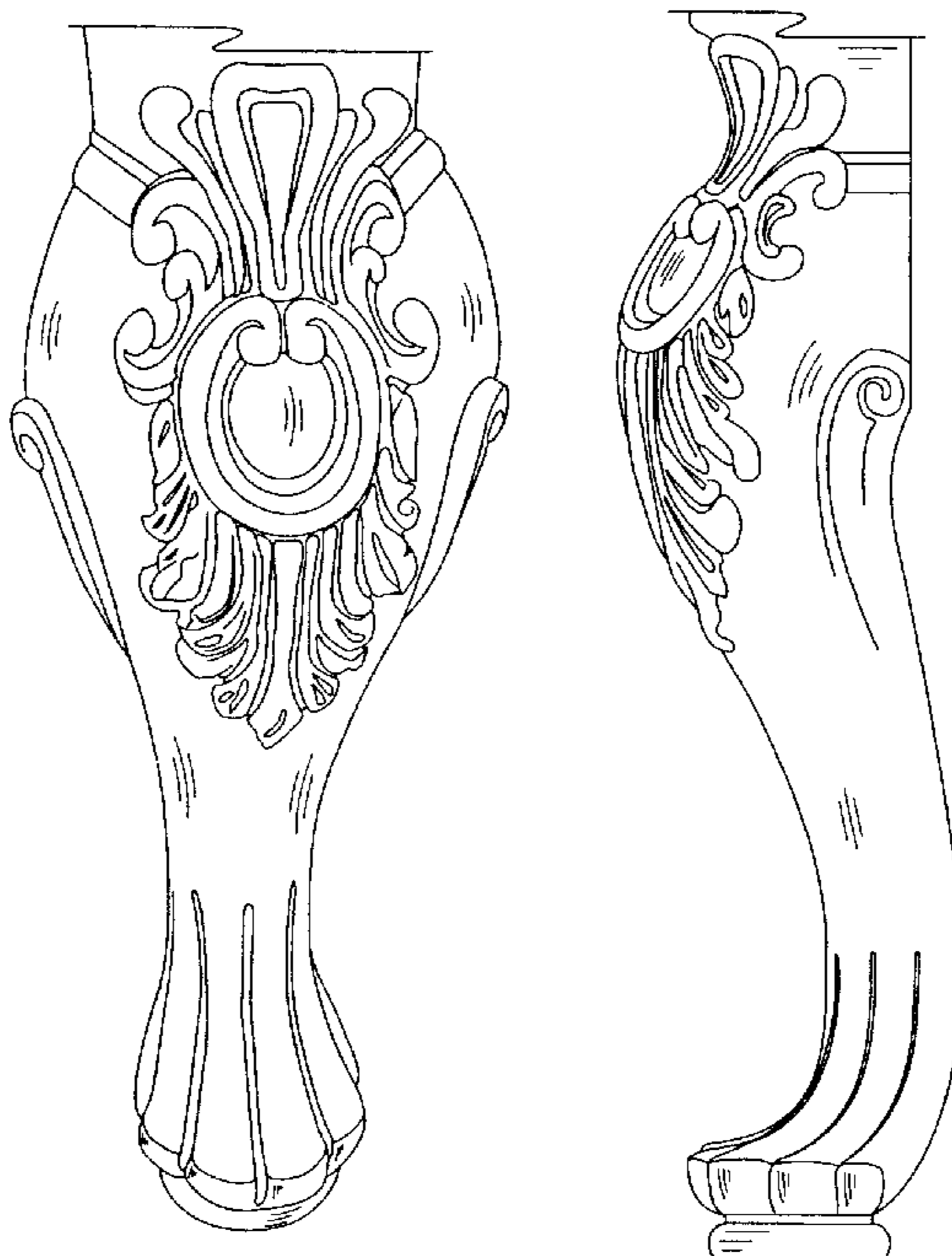
FIG. 7 is a side elevational view thereof, the opposite side being a mirror image;

FIG. 8 is a perspective view of a fourth embodiment of a furniture leg of my new design; and,

FIG. 9 is a side elevational view thereof, the opposite side being a mirror image.

The views of the furniture leg not shown form no part of the claimed design. The additional views of the second, third and fourth embodiments depicted in FIGS. 4–9, are proportionally equivalent to those shown in FIGS. 1–3.

1 Claim, 9 Drawing Sheets



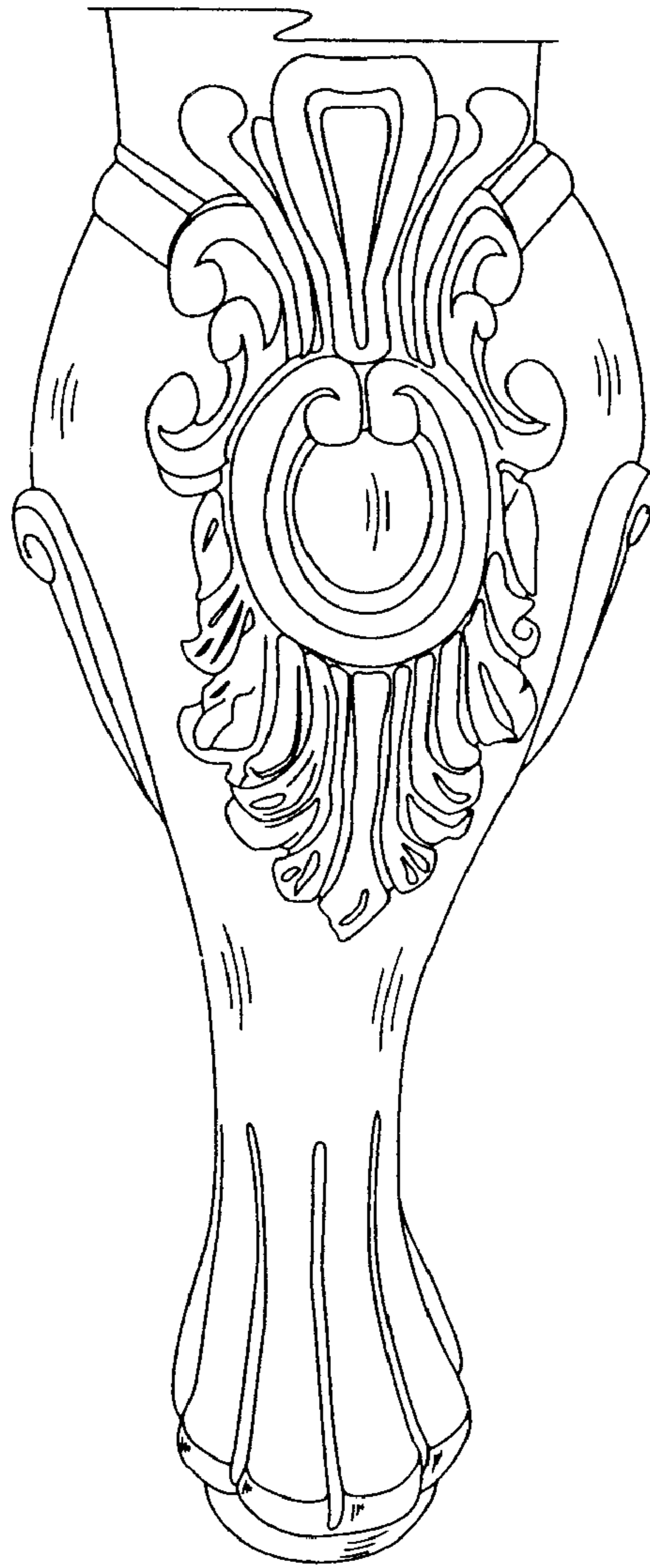


FIG. 1

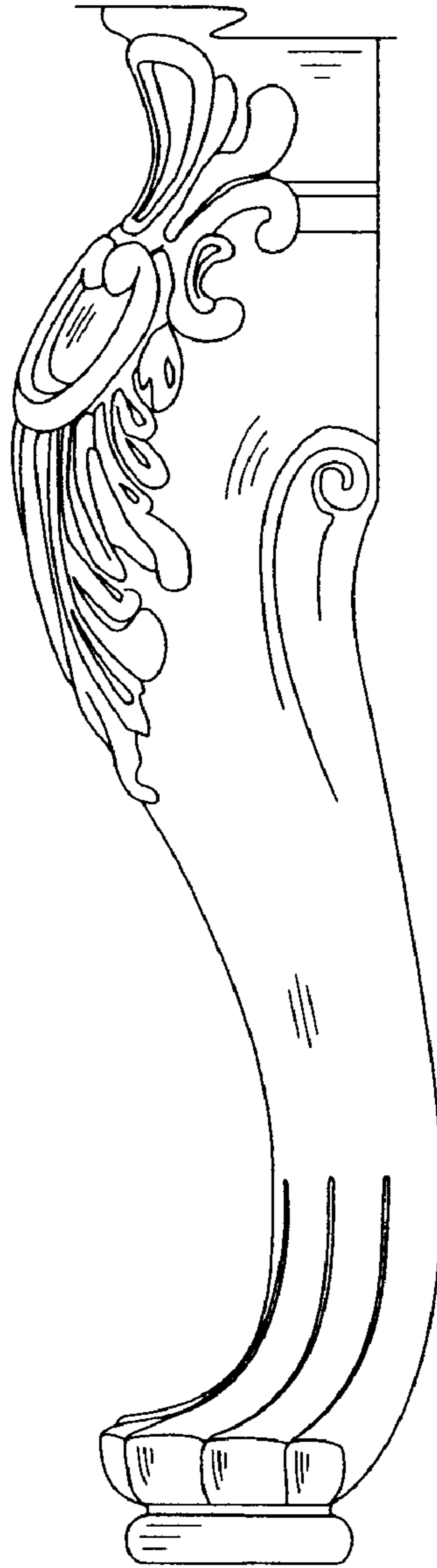


FIG. 2

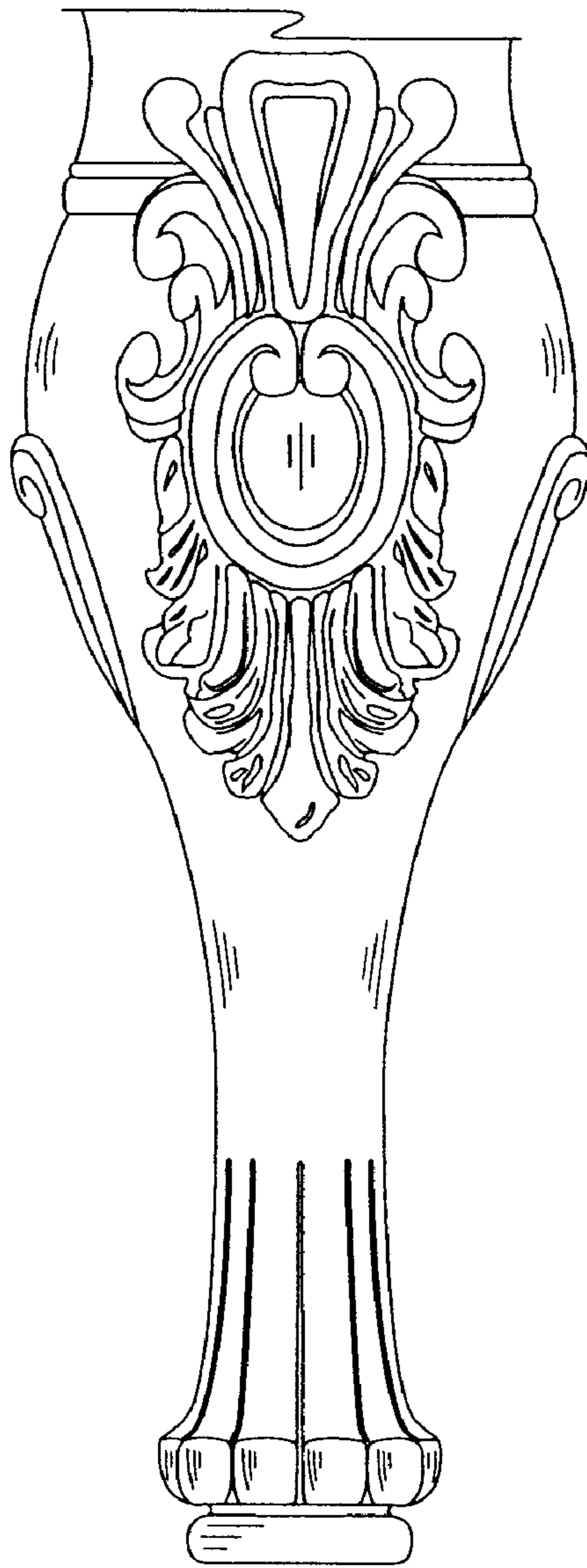


FIG. 3

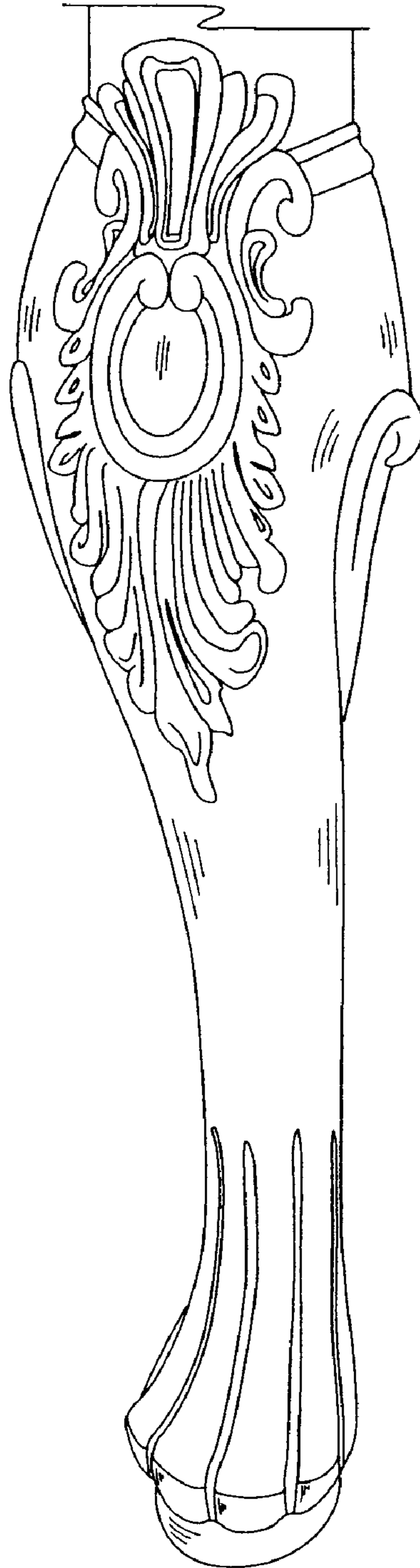


FIG. 4

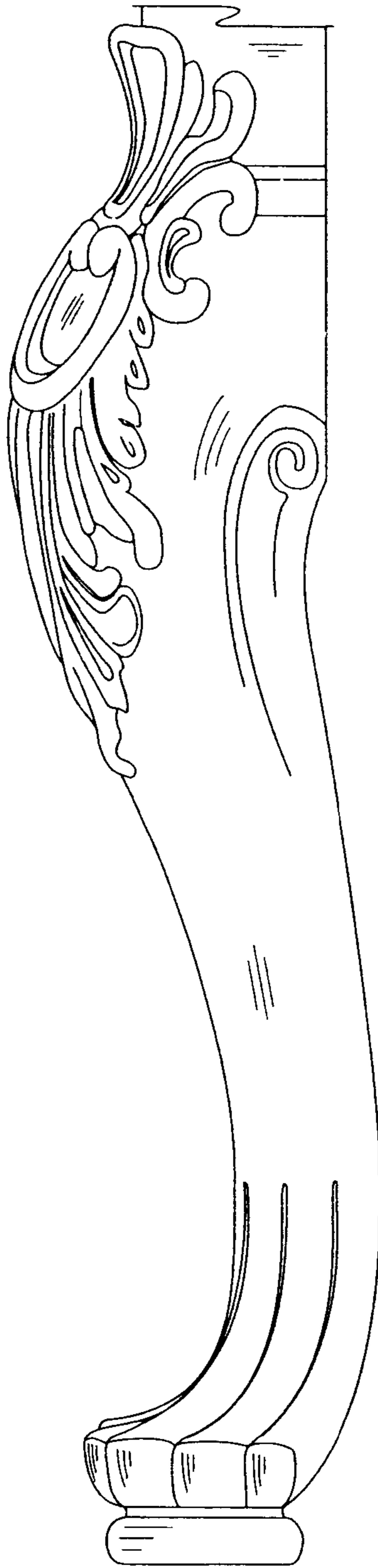


FIG. 5

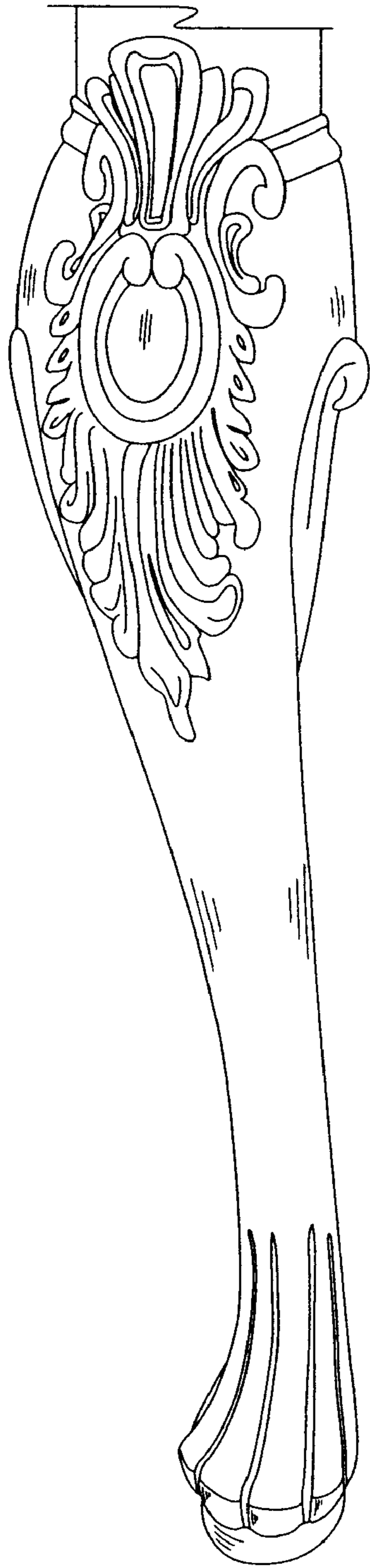


FIG. 6

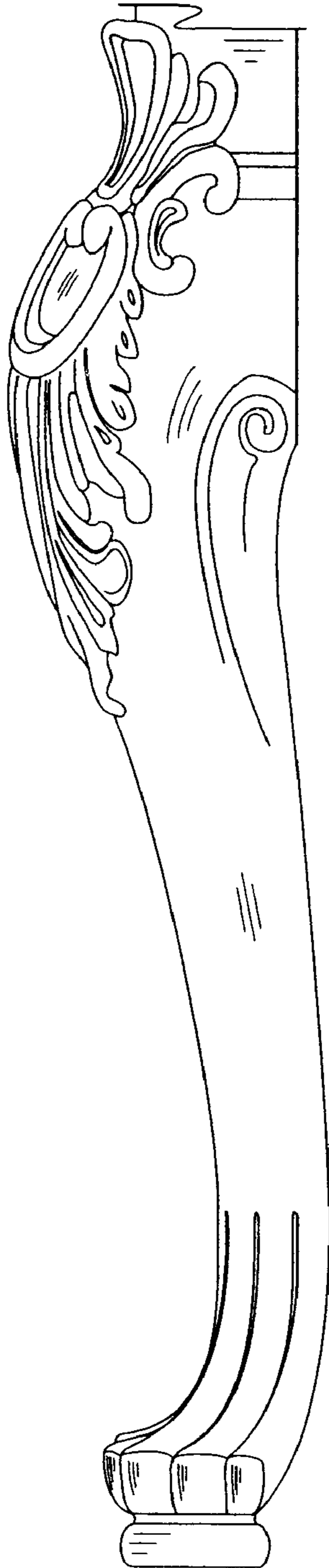


FIG. 7

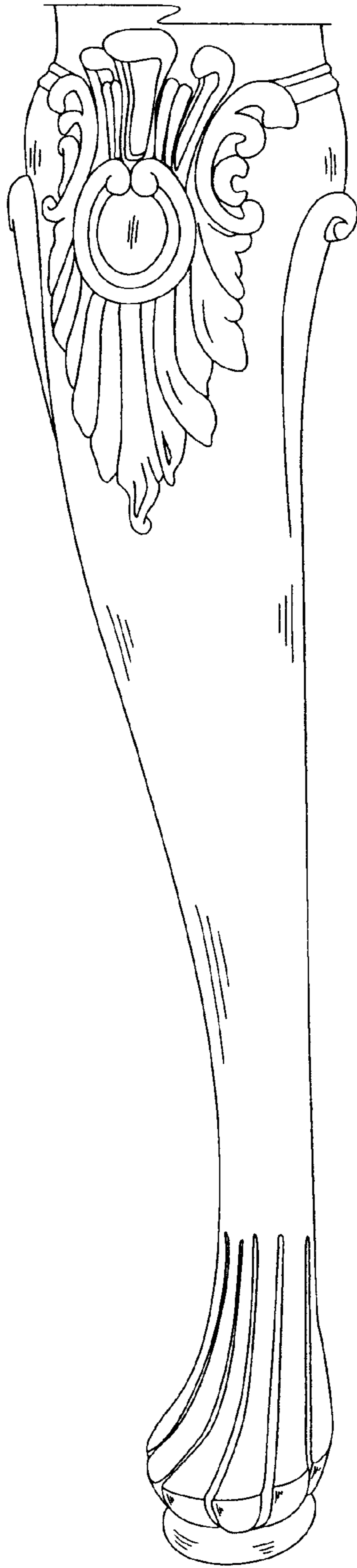


FIG. 8

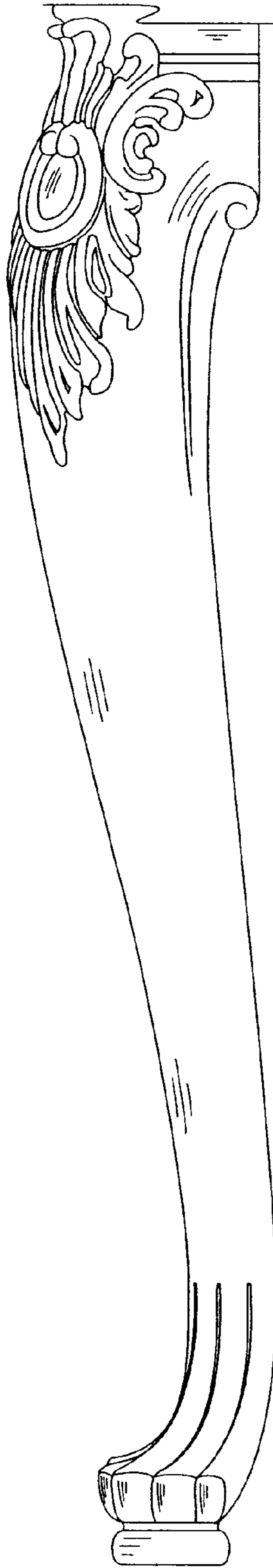


FIG. 9