



US00D472076S

(12) **United States Design Patent**
Stanton

(10) **Patent No.:** **US D472,076 S**

(45) **Date of Patent:** **** Mar. 25, 2003**

(54) **TABLE**

(75) Inventor: **Shawn C. Stanton**, High Point, NC (US)

(73) Assignee: **Thomasville Furniture Industries, Inc.**, Thomasville, NC (US)

(**) Term: **14 Years**

(21) Appl. No.: **29/159,194**

(22) Filed: **Apr. 17, 2002**

(51) **LOC (7) Cl.** **06-03**

(52) **U.S. Cl.** **D6/480**

(58) **Field of Search** D6/480-489, 495,
D6/511; 108/153.1, 155, 156, 157.1, 161;
248/188, 188.1, 188.8

(56) **References Cited**

U.S. PATENT DOCUMENTS

D72,661 S	*	5/1927	Bach	D6/480
D438,032 S	*	2/2001	Cain	D6/484
D445,610 S	*	7/2001	O'Hare et al.	D6/484
D455,579 S	*	4/2002	Vaaler	D6/480
D458,055 S	*	6/2002	Vaaler	D6/480
D460,882 S	*	7/2002	Stanton	D6/484

OTHER PUBLICATIONS

Furniture Leg of Chippendale Mahogany Suite, p. 48 of unknown source, circa 1760.
Furniture Leg, p. 251 of unknown source, date unknown, available as of filing date.

Furniture Leg of A. George II Mahogany Side Table, Christie's, p. 52, date unknown, available as of filing date.

4301-20 Dining Table Furniture Leg, Carlyle Collection brochure, Henredon Furniture, p. 10, 1998.

* cited by examiner

Primary Examiner—Janice E. Seeger

(74) *Attorney, Agent, or Firm*—Womble Carlyle Sandridge & Rice, PLLC

(57) **CLAIM**

The ornamental design for a table, as shown and described.

DESCRIPTION

FIG. 1 is a perspective view of a table showing my new design;

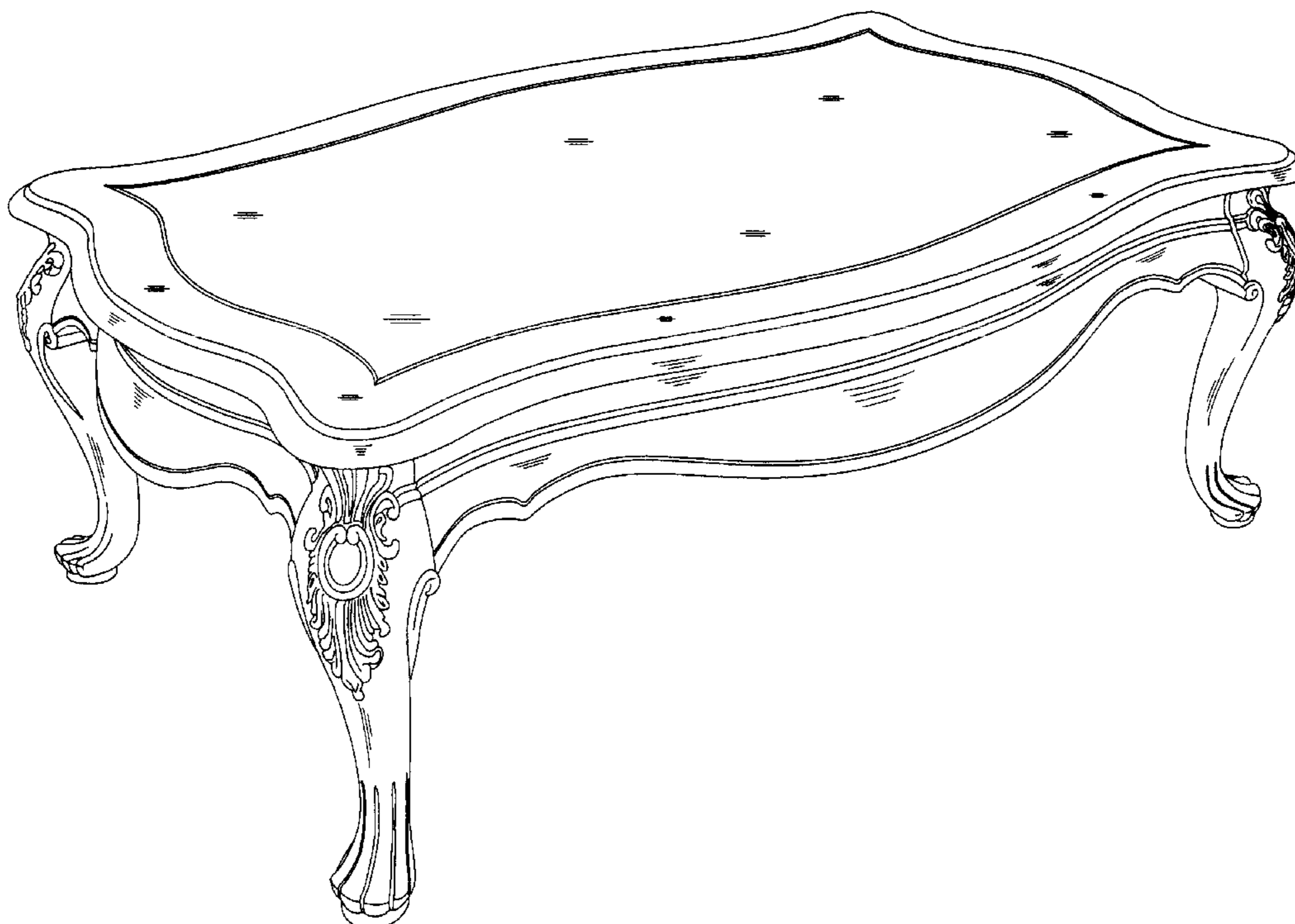
FIG. 2 is a side elevational view, the opposite side being a mirror image thereof;

FIG. 3 is an end elevational view, the opposite end being a mirror image thereof; and,

FIG. 4 is a top view thereof.

The views of the table not shown form no part of the claimed design.

1 Claim, 4 Drawing Sheets



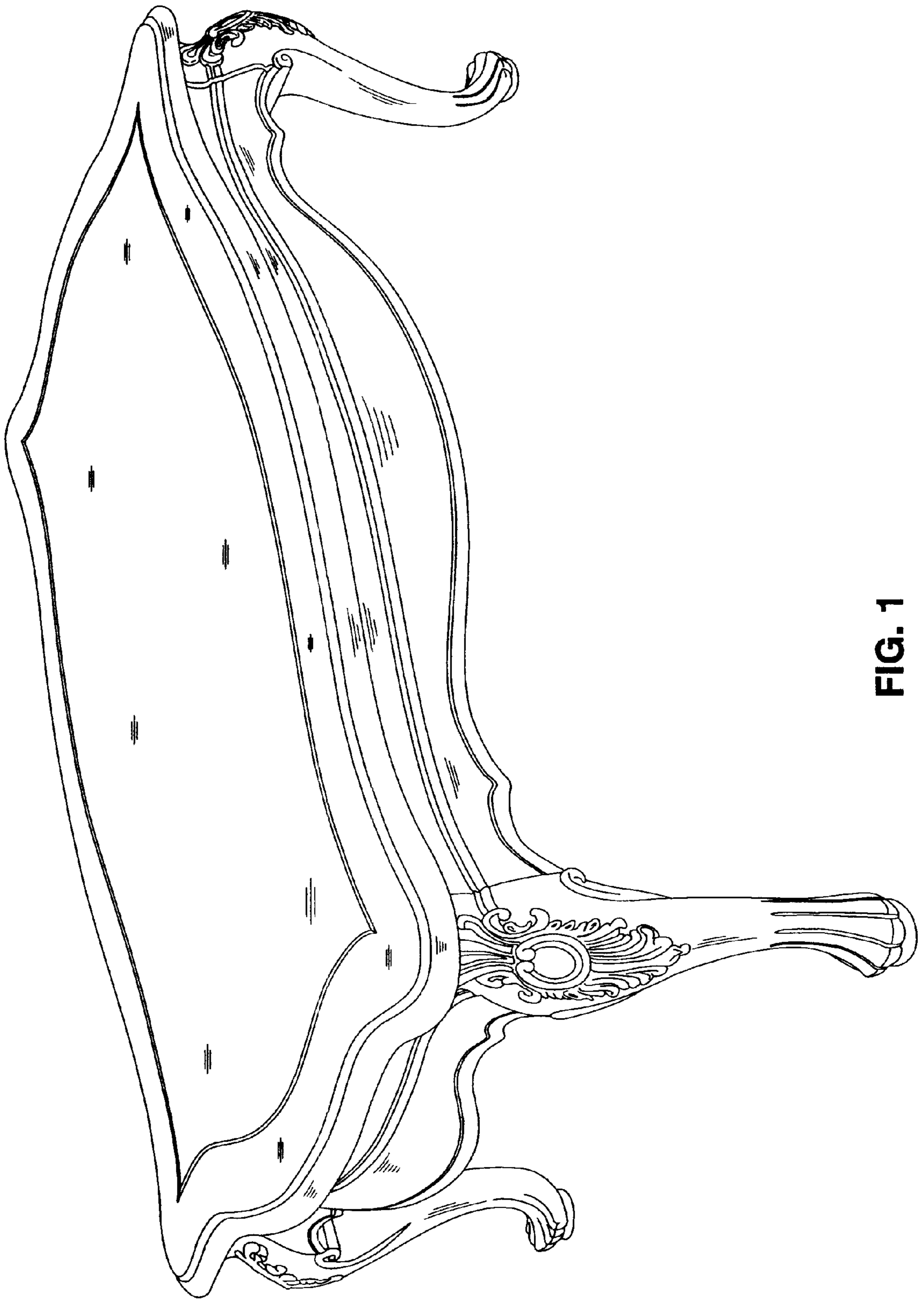


FIG. 1

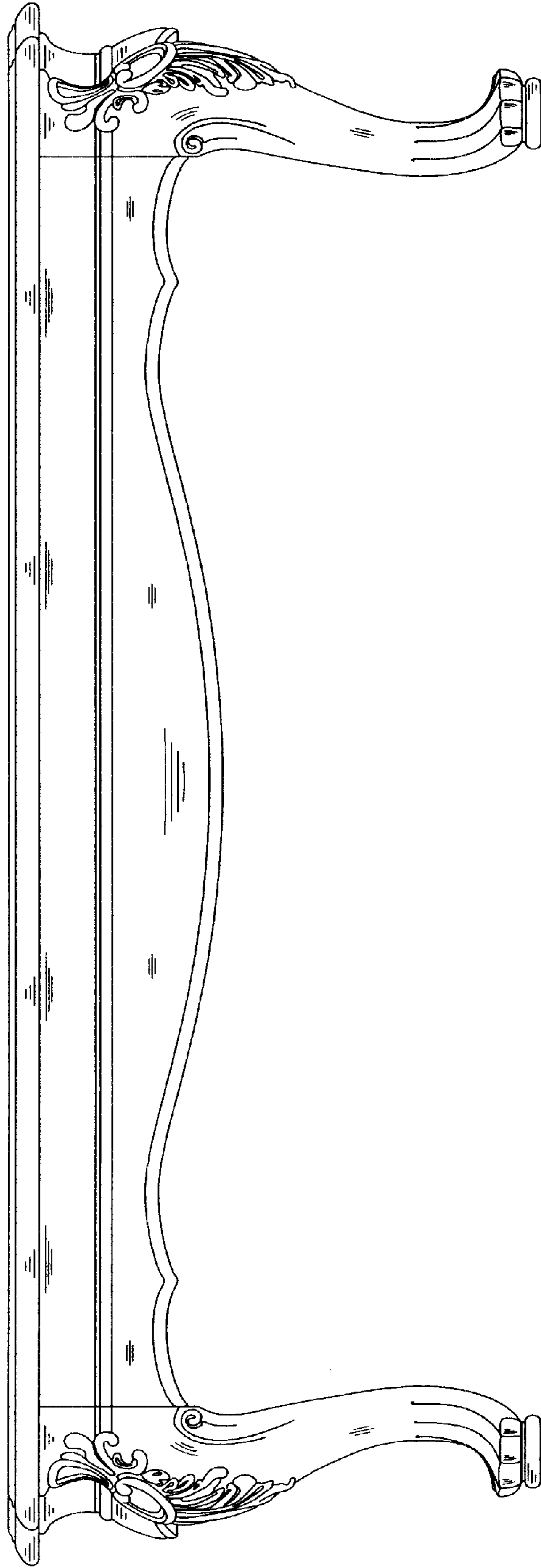


FIG. 2

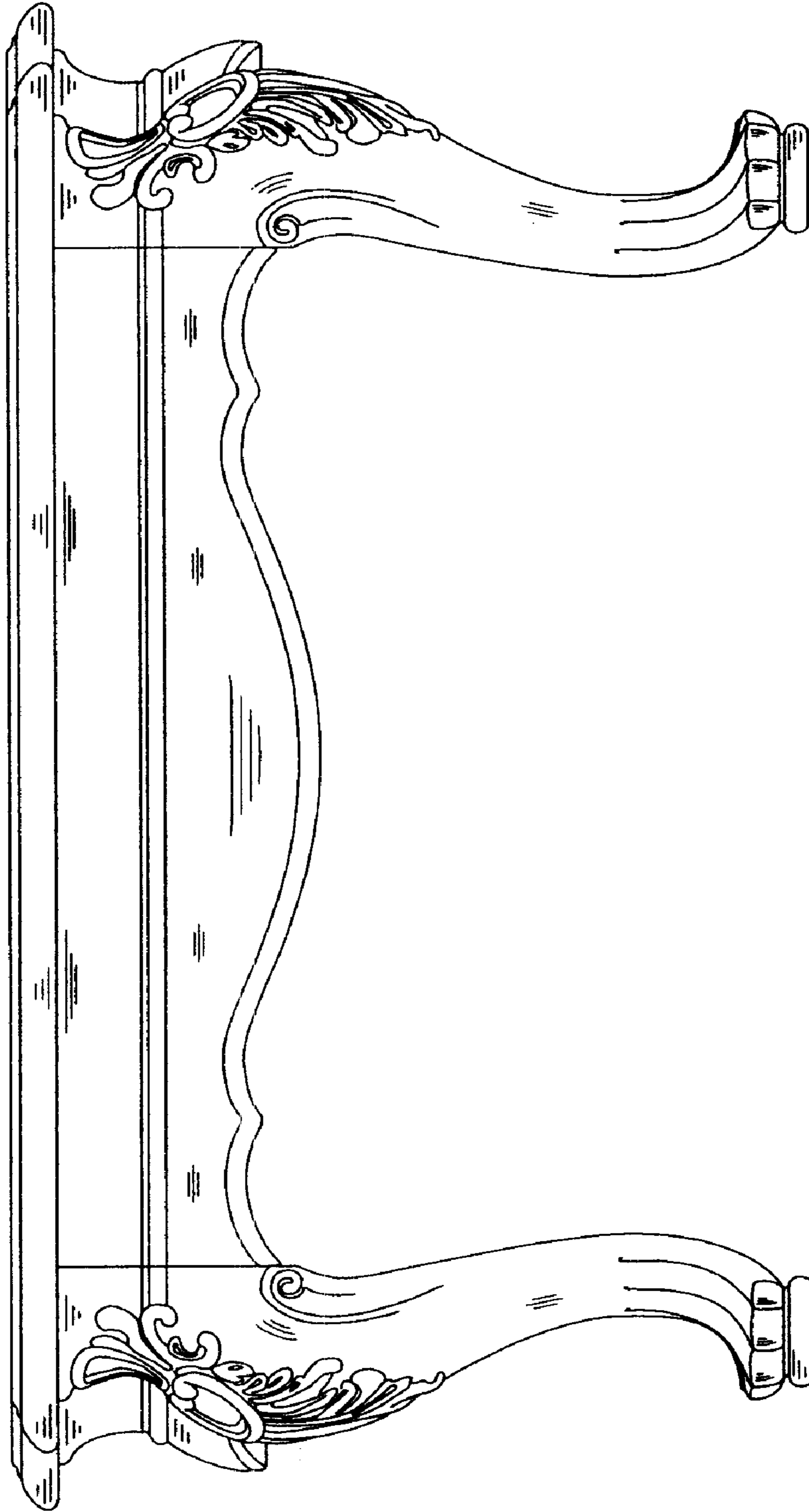


FIG. 3

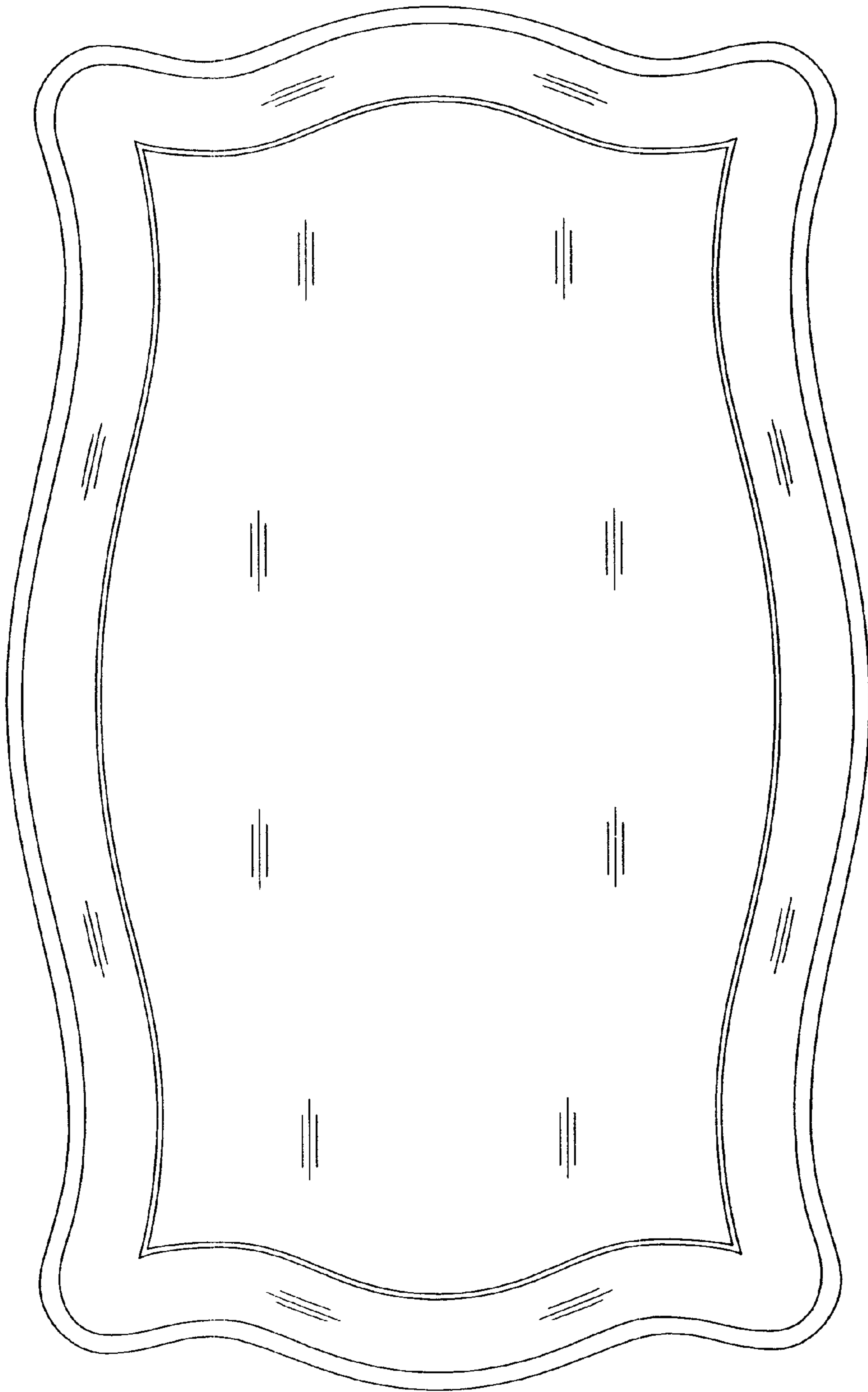


FIG. 4