



US00D472057S

(12) **United States Design Patent**
Cassingham

(10) **Patent No.: US D472,057 S**

(45) **Date of Patent: ** *Mar. 25, 2003**

(54) **PATTERN FOR FABRICS AND THE LIKE**

(75) **Inventor: Darryl Miles Cassingham, Yeovil (GB)**

(73) **Assignee: Pittards PLC (GB)**

(* **Notice:** This patent is subject to a terminal disclaimer.

(**) **Term: 14 Years**

(21) **Appl. No.: 29/149,423**

(22) **Filed: Oct. 10, 2001**

Related U.S. Application Data

(63) Continuation-in-part of application No. 29/142,506, filed on May 24, 2001, now Pat. No. Des. 458,033.

(51) **LOC (7) Cl. 05-06**

(52) **U.S. Cl. D5/59; D5/53; D5/28**

(58) **Field of Search** D5/1, 2, 3, 6, D5/7, 8, 11, 13, 14, 15, 16, 19, 20, 23, 24, 25, 26, 27, 28, 30, 32, 35, 36, 37, 39, 43, 45, 47, 49, 50, 52, 53, 54, 55, 56, 57, 58, 59, 60, 61, 62, 63, 64, 65, 66, 99; D2/749, 883, 889, 980, 984, 994; D6/613, 595, 603, 608, 596, 604, 606, 616, 617, 605, 582, 583, 598, 619, 622; D24/124, 125; D25/142, 152; 428/17, 18, 151, 154, 156, 171, 187, 198, 199, 540, 542.2, 542.6, 904.4, 919; 5/413 AM, 709; D7/396.4, 396.5; D9/310, 311; 162/134, 231, 140; 156/209, 148

(56) **References Cited**

U.S. PATENT DOCUMENTS

D44,772 S * 10/1913 Owen D5/53
D110,136 S * 6/1938 Upland D5/59

D154,919 S * 8/1949 Grivin D5/59
2,699,599 A * 1/1955 Potchen D5/53
D184,249 S * 1/1959 Amberson D5/53
2,925,650 A * 2/1960 Pall D5/1
D209,577 S * 12/1967 Pompili D5/59
D214,233 S * 5/1969 Mox D5/7
D291,845 S * 9/1987 Lamborghini D5/60
D362,120 S * 9/1995 Suskind et al. D5/1
D429,939 S * 8/2000 Denney D6/582

FOREIGN PATENT DOCUMENTS

GB 2106076 S * 2/2001

* cited by examiner

Primary Examiner—Doris V. Coles

Assistant Examiner—T. Chase Nelson

(74) *Attorney, Agent, or Firm*—Harness, Dickey & Pierce, P.L.C.

(57) **CLAIM**

The ornamental design for a pattern for fabrics and the like, as shown and described.

DESCRIPTION

FIG. 1 is a top plan view of the pattern for fabrics and the like;


FIG. 2 is an enlarged fragmentary perspective view of a portion of the pattern of FIG. 1;

FIG. 3 is a top plan view of a second embodiment of the pattern for fabrics and the like; and,

FIG. 4 is an enlarged fragmentary perspective view of a portion of the pattern of FIG. 3.

The broken lines define a portion of the fabric and the like and indicate that the pattern continues indeterminately in one or more directions and repeats uniformly throughout the length and width of the fabric and the like. The broken lines form no part of the claimed design.

1 Claim, 4 Drawing Sheets






Figure - 1

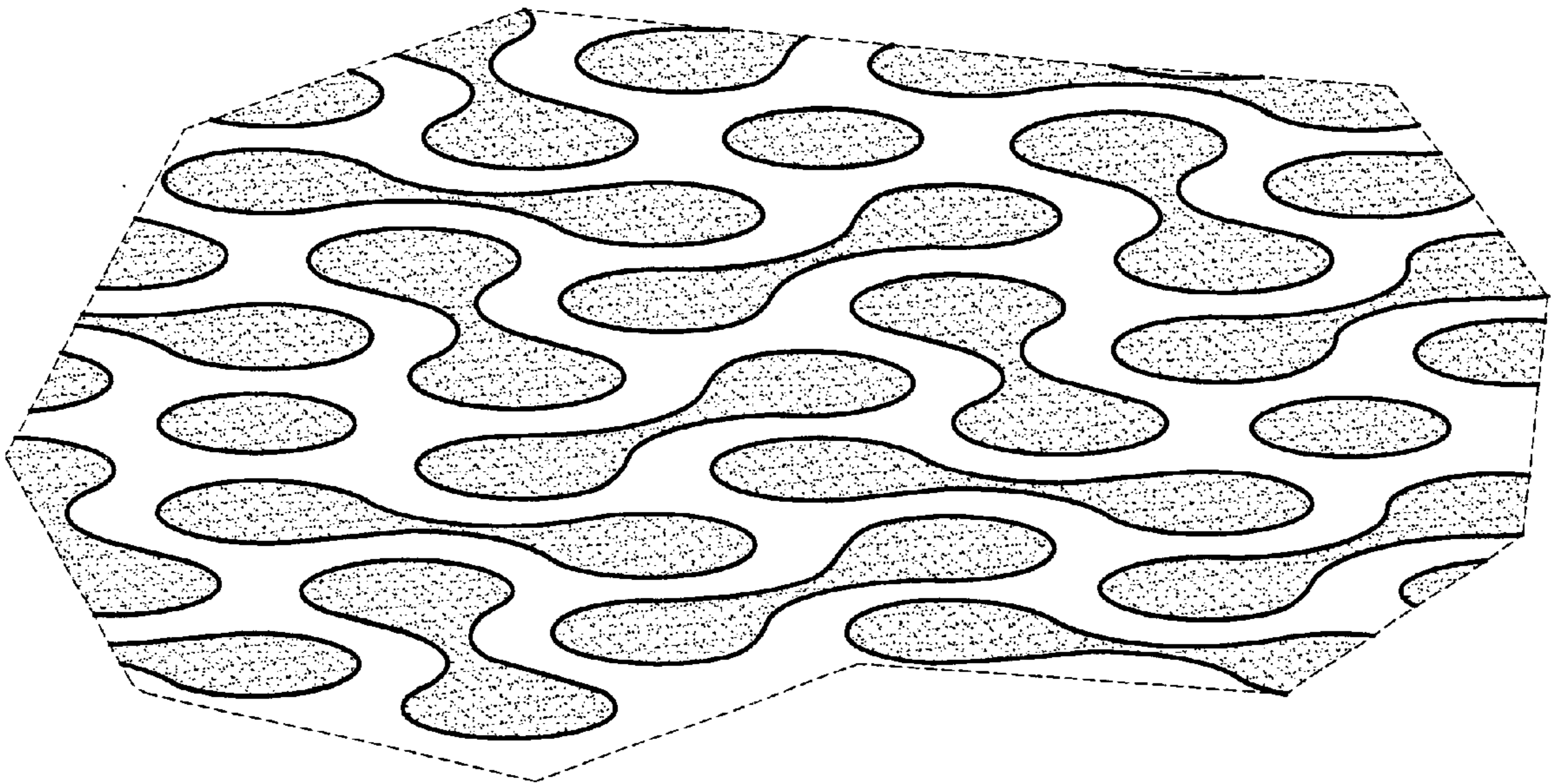


Figure - 2




Figure - 3

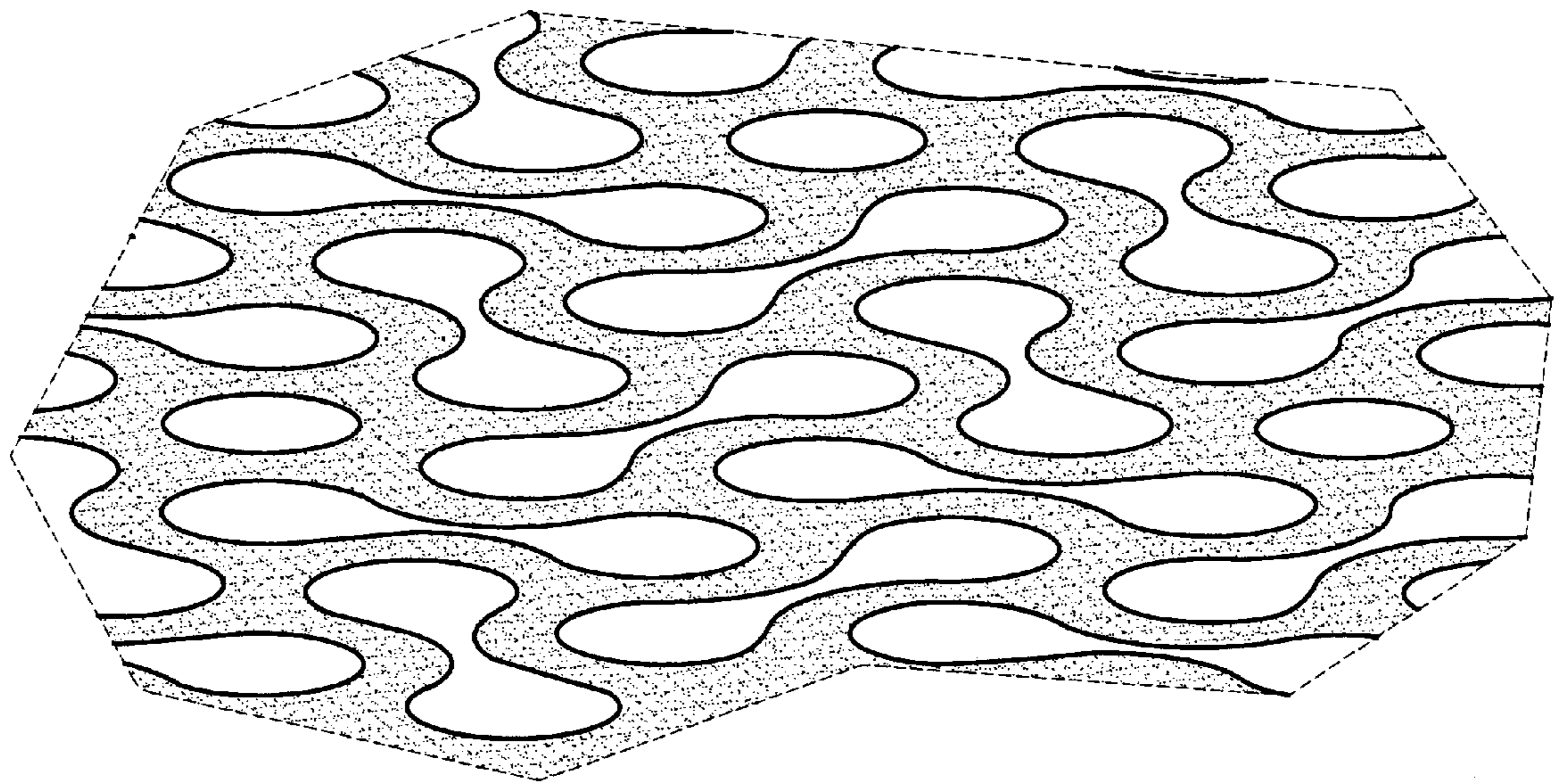


Figure - 4