



US00D472048S

(12) **United States Design Patent**
Rugg

(10) **Patent No.:** **US D472,048 S**

(45) **Date of Patent:** **** *Mar. 25, 2003**

(54) **FLEXIBLE BALL BAG**

(76) **Inventor:** **Douglas Rugg**, 1593 Santa Ana Ave.,
Costa Mesa, CA (US) 92627

(*) **Notice:** This patent is subject to a terminal disclaimer.

(**) **Term:** **14 Years**

(21) **Appl. No.:** **29/133,504**

(22) **Filed:** **Nov. 28, 2000**

Related U.S. Application Data

(60) Division of application No. 29/100,585, filed on Feb. 10, 1999, which is a continuation-in-part of application No. 29/080,572, filed on Dec. 10, 1997, now Pat. No. Des. 417,074.

(51) **LOC (7) Cl.** **03-01**

(52) **U.S. Cl.** **D3/257**

(58) **Field of Search** D3/257, 221, 234,
D3/238, 271, 259; 224/919; 206/315.1,
315.9, 599

(56) **References Cited**

U.S. PATENT DOCUMENTS

D41,926 S	11/1911	Hubbell	D3/258
1,717,587 A	6/1929	Shiple		
1,861,948 A	* 6/1932	Barkdoll	206/315.9
1,927,492 A	9/1933	Halpin	206/315.91
D125,988 S	3/1941	Anderson	D3/258
D236,036 S	7/1975	Tibbs	D3/238
D246,873 S	* 1/1978	Kling	D3/238
D251,284 S	* 3/1979	Weaver	D3/238 X
D318,567 S	7/1991	Smith	D3/257
D332,350 S	1/1993	Anderson	D3/257
5,238,162 A	8/1993	La Civita	206/315.91

D339,915 S	10/1993	Lucas	D3/271
D341,295 S	* 11/1993	Thorpe	D3/238 X
D346,273 S	4/1994	Lucas	D3/271
D349,008 S	7/1994	Minor	D7/606
D363,817 S	11/1995	Beckwith	D3/254
D365,443 S	12/1995	Wu	D3/226
D370,951 S	6/1996	Lazar	D21/692
D375,626 S	11/1996	Eaton et al.	D3/257
D384,199 S	9/1997	Dixon et al.	D3/217
D393,364 S	4/1998	John	D3/221
D394,348 S	5/1998	Aliff	D3/238
D404,198 S	1/1999	Eaton et al.	D3/257

* cited by examiner

Primary Examiner—Catherine R. Oliver
(74) *Attorney, Agent, or Firm*—Daniel J. Meaney, Jr.

(57) **CLAIM**

The ornamental design for a flexible ball bag, as shown and described.

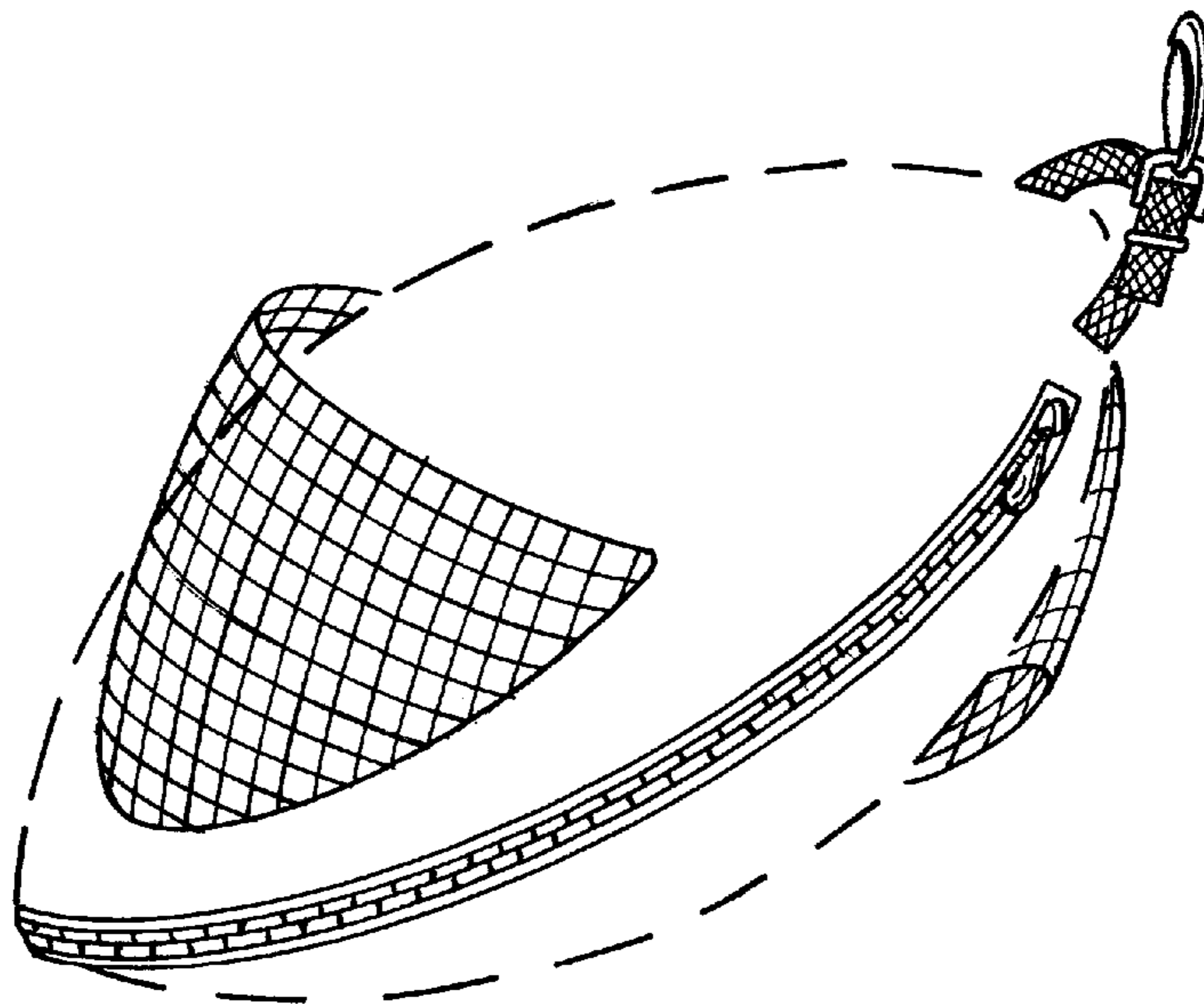
DESCRIPTION

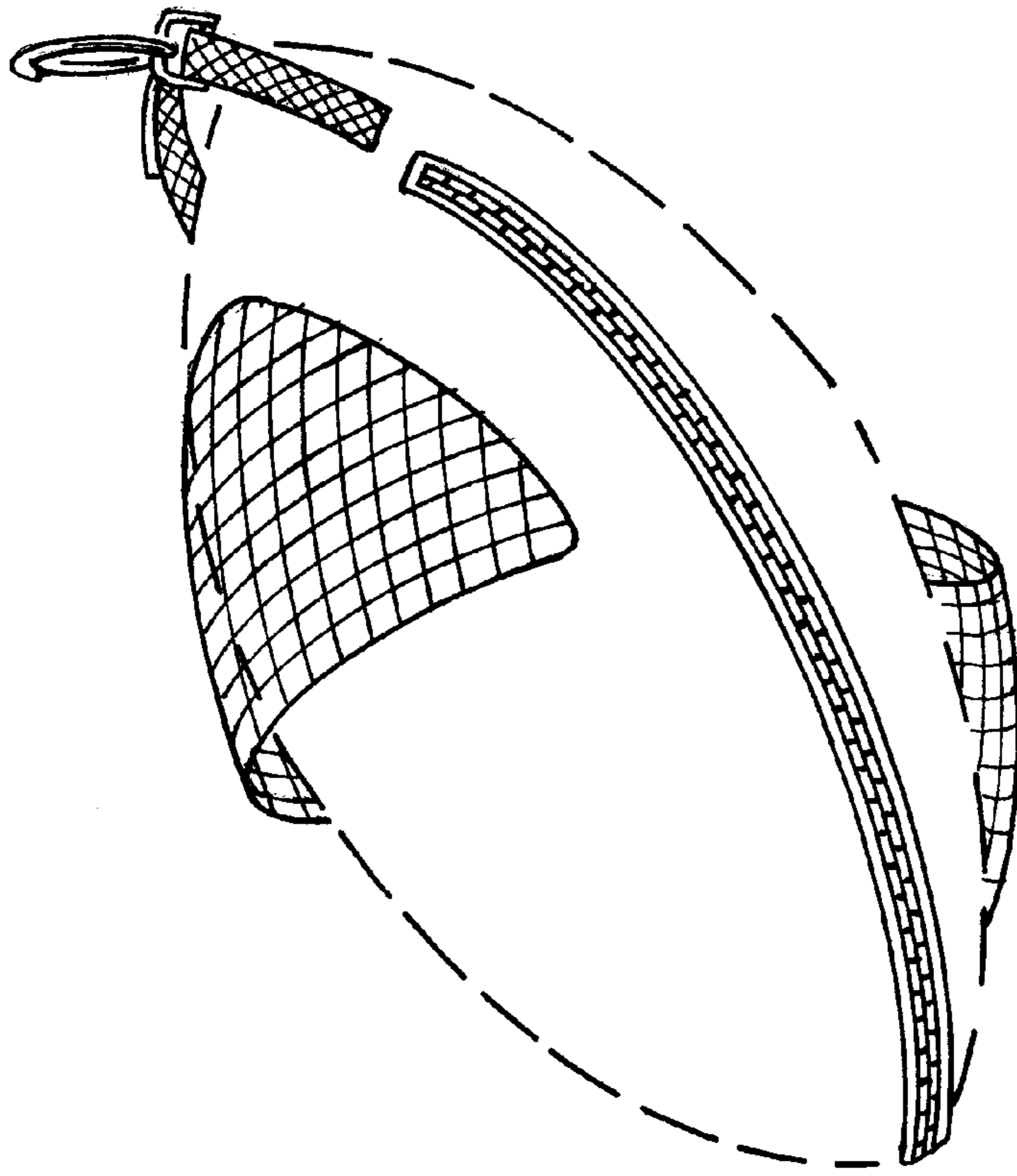
FIG. 1 is a top, front and left perspective view of the flexible ball bag showing a carrying handle oriented substantially perpendicular to a zipper and having at least one open mesh fabric pocket positioned on an exterior surface of the flexible ball bag; and,

FIG. 2 is a bottom, rear and right perspective view of the flexible ball bag of FIG. 1.

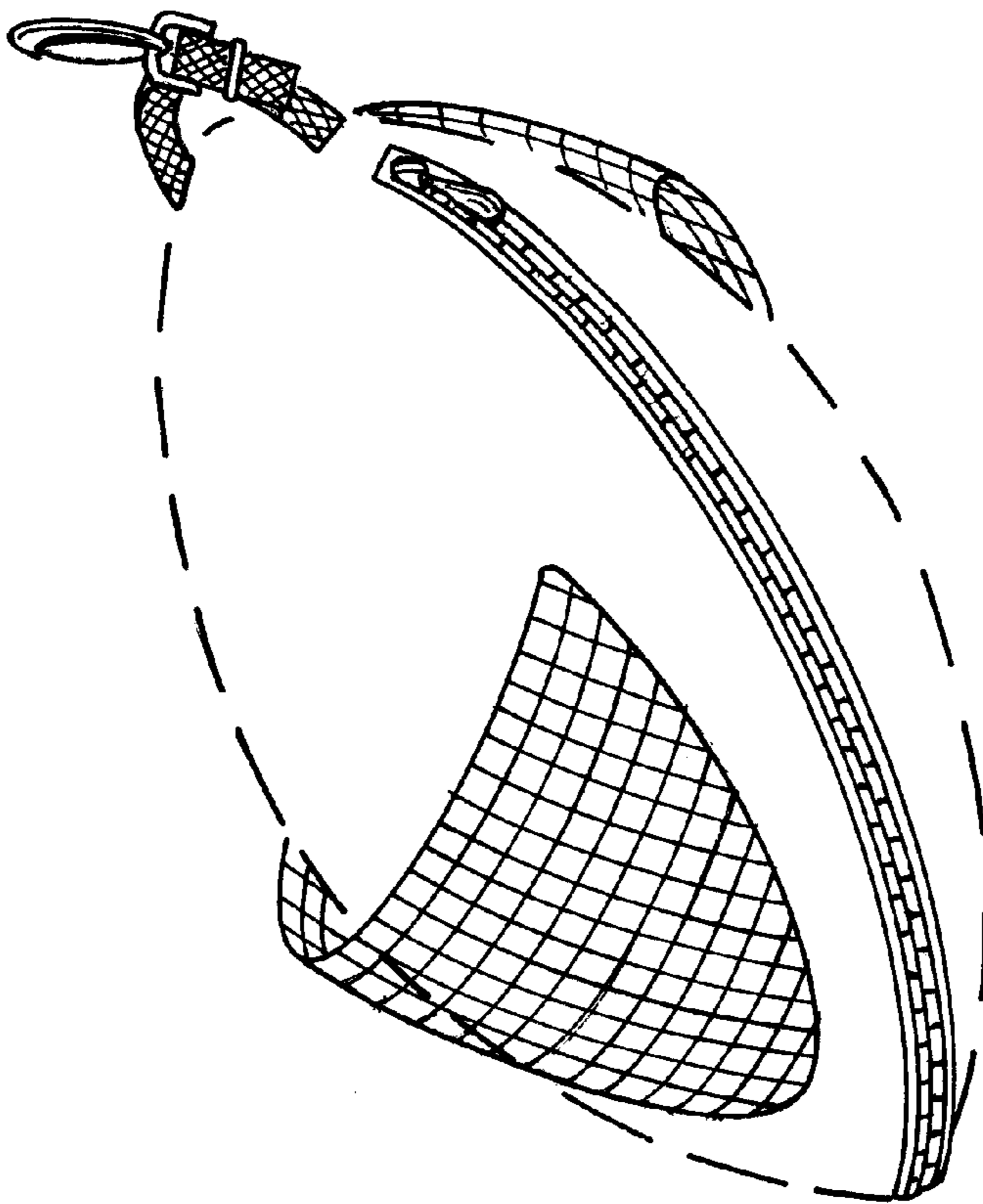
The broken lines showing the shape of an article is for illustrative purposes only and forms no part of the claimed designed. The characteristic feature of this design resides in the appearance of a carrying handle oriented substantially perpendicular to a zipper and the design may include at least one open mesh pocket positioned on an exterior surface of the flexible ball bag giving an appearance of fullness and bulk to the flexible ball bag.

1 Claim, 1 Drawing Sheet





2 View



1 View