



US00D472044S

(12) **United States Design Patent**
Lukach

(10) **Patent No.:** **US D472,044 S**

(45) **Date of Patent:** **** Mar. 25, 2003**

(54) **BADGE AND KEY WEARABLE ACCESSORY**

(76) Inventor: **Carol A. Lukach**, 7053 Catalonia Ave.,
Jax, FL (US) 32217

(**) Term: **14 Years**

(21) Appl. No.: **29/131,829**

(22) Filed: **Oct. 30, 2000**

Related U.S. Application Data

(62) Division of application No. 29/116,762, filed on Jan. 10,
2000, which is a division of application No. 29/094,159,
filed on Sep. 28, 1998, now abandoned.

(51) **LOC (7) Cl.** **03-01**

(52) **U.S. Cl.** **D3/215; D3/207**

(58) **Field of Search** **D3/207-211, 215;**
24/3.6, 116 A, 299, 313; D11/4, 3; D30/151-153;
63/5

(56) **References Cited**

U.S. PATENT DOCUMENTS

- 2,600,232 A * 6/1952 Feid D11/4 X
- D292,543 S * 11/1987 Smith D3/215
- D437,995 S * 2/2001 Perthou D3/207

* cited by examiner

Primary Examiner—Catherine R. Oliver
(74) *Attorney, Agent, or Firm*—Arthur G. Yeager

(57) **CLAIM**

The ornamental design of a badge and key wearable acces-
sory, as shown.

DESCRIPTION

FIG. 1 is a front elevational view of a first embodiment of
a badge and key wearable accessory showing my new
design;

FIG. 2 is a rear elevational view thereof;

FIG. 3 is a right side elevational view, the left side eleva-
tional view being a mirror image thereof;

FIG. 4 is a top plan view thereof;

FIG. 5 is a bottom plan view thereof;

FIG. 6 is top plan view of a second embodiment, the bottom
plan view being a mirror image thereof;

FIG. 7 is a front elevational view thereof;

FIG. 8 is a rear elevational view thereof; and,

FIG. 9 is a right side elevational view, the left side eleva-
tional view being a mirror image thereof.

1 Claim, 3 Drawing Sheets

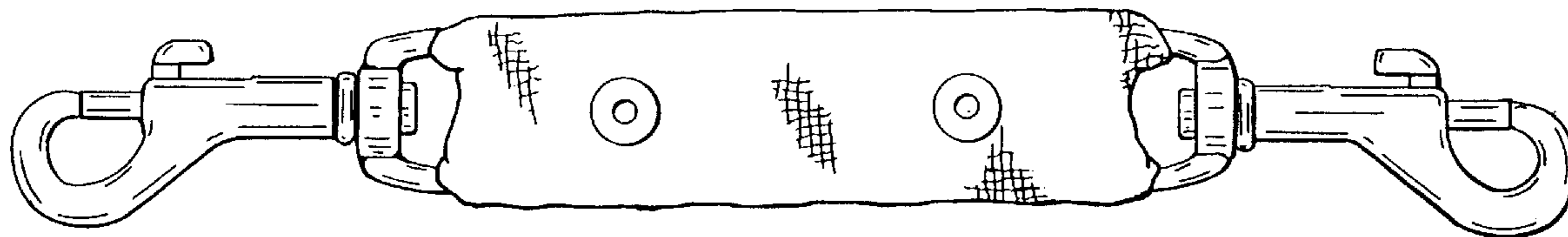




FIG. 1

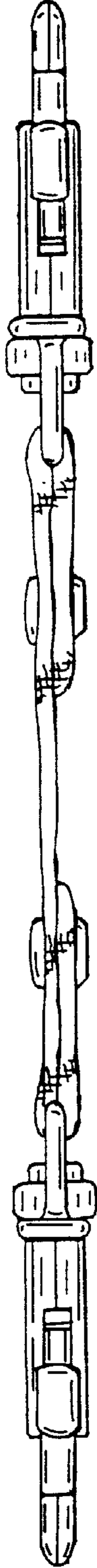


FIG. 2



FIG. 3

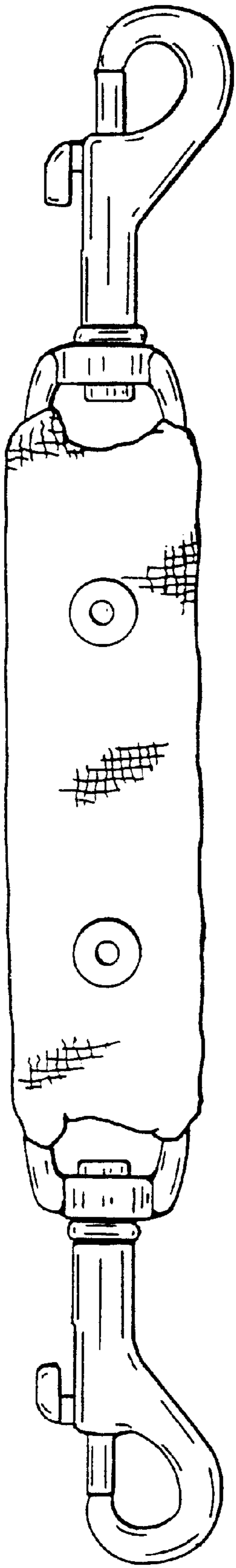


FIG. 4

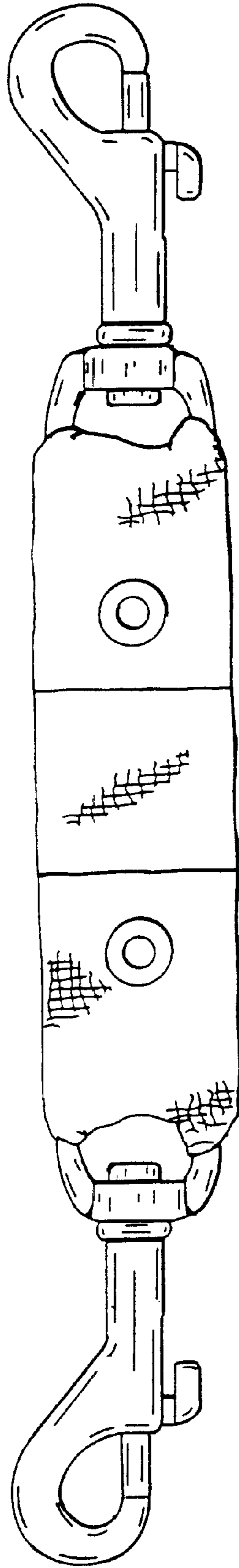


FIG. 5




FIG. 6

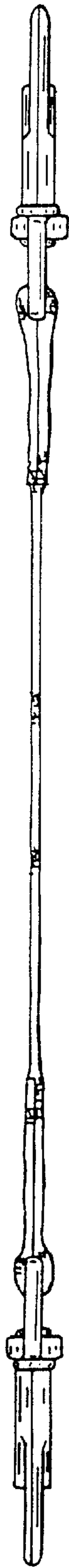


FIG. 7

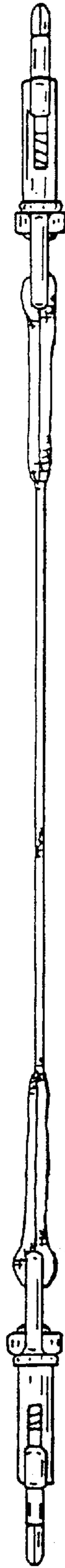


FIG. 8



FIG. 9