



US00D472036S

(12) **United States Design Patent**
Meador

(10) **Patent No.:** **US D472,036 S**

(45) **Date of Patent:** **** Mar. 25, 2003**

(54) **APRON**

(76) **Inventor:** **James B. Meador**, P.O. Box 636,
Bixby, OK (US) 74008

(**) **Term:** **14 Years**

(21) **Appl. No.:** **29/155,545**

(22) **Filed:** **Feb. 12, 2002**

(51) **LOC (7) Cl.** **02-02**

(52) **U.S. Cl.** **D2/864; D2/860; D2/861;**
D2/863

(58) **Field of Search** D2/728, 860, 861,
D2/862, 863, 864; 2/22, 224, 227, 242,
46, 48, 49.1, 49.2, 49.3, 50, 51, 104; 36/2 R;
119/537; 128/891

(56) **References Cited**

U.S. PATENT DOCUMENTS

1,074,389	A	*	9/1913	Sullivan	
1,482,777	A	*	2/1924	Becton	2/48
1,797,208	A	*	3/1931	Weisz	
2,315,972	A	*	4/1943	Lindfelt	2/51
2,635,246	A		4/1953	Olson	2/94
2,967,306	A		1/1961	Fabanich	2/94
3,669,107	A	*	6/1972	Posey	128/870
4,258,439	A	*	3/1981	York	2/69.5
4,507,805	A		4/1985	Calutoiu	2/69.5
4,529,633	A		7/1985	Karlsson	428/17
4,574,397	A		3/1986	Dennard	2/69.5
4,674,472	A		6/1987	Reis	124/89
4,718,122	A		1/1988	Steverson	2/70
4,729,363	A		3/1988	Skyba	124/23 R
4,807,303	A		2/1989	Mann et al.	2/69
4,895,285	A		1/1990	Dunn	224/149

5,033,126	A		7/1991	Wruck et al.	2/242
5,038,779	A	*	8/1991	Barry et al.	607/108
D329,248	S	*	9/1992	Brown	D6/333
5,159,718	A		11/1992	Moyer	2/69
D346,688	S	*	5/1994	Hill	D2/719
5,445,863	A		8/1995	Slagle et al.	428/156
D363,811	S	*	11/1995	Burrow	D2/743
5,497,512	A		3/1996	Wright	2/102
5,526,533	A		6/1996	Plemmons, Sr.	2/79
5,697,537	A		12/1997	Bowlsby	224/270
D461,945	S	*	8/2002	Byrd	D2/864

* cited by examiner

Primary Examiner—Celia Murphy

(74) *Attorney, Agent, or Firm*—Head, Johnson and Kachigian

(57) **CLAIM**

The design for an apron, as shown and described.

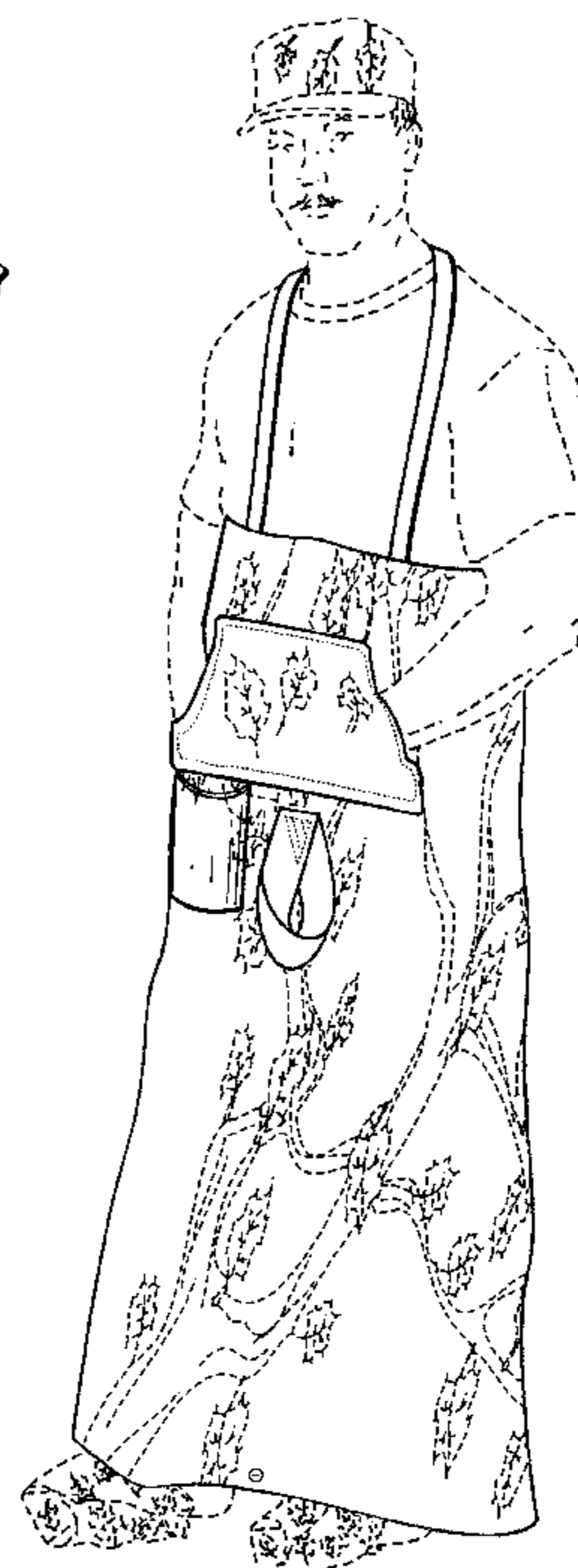
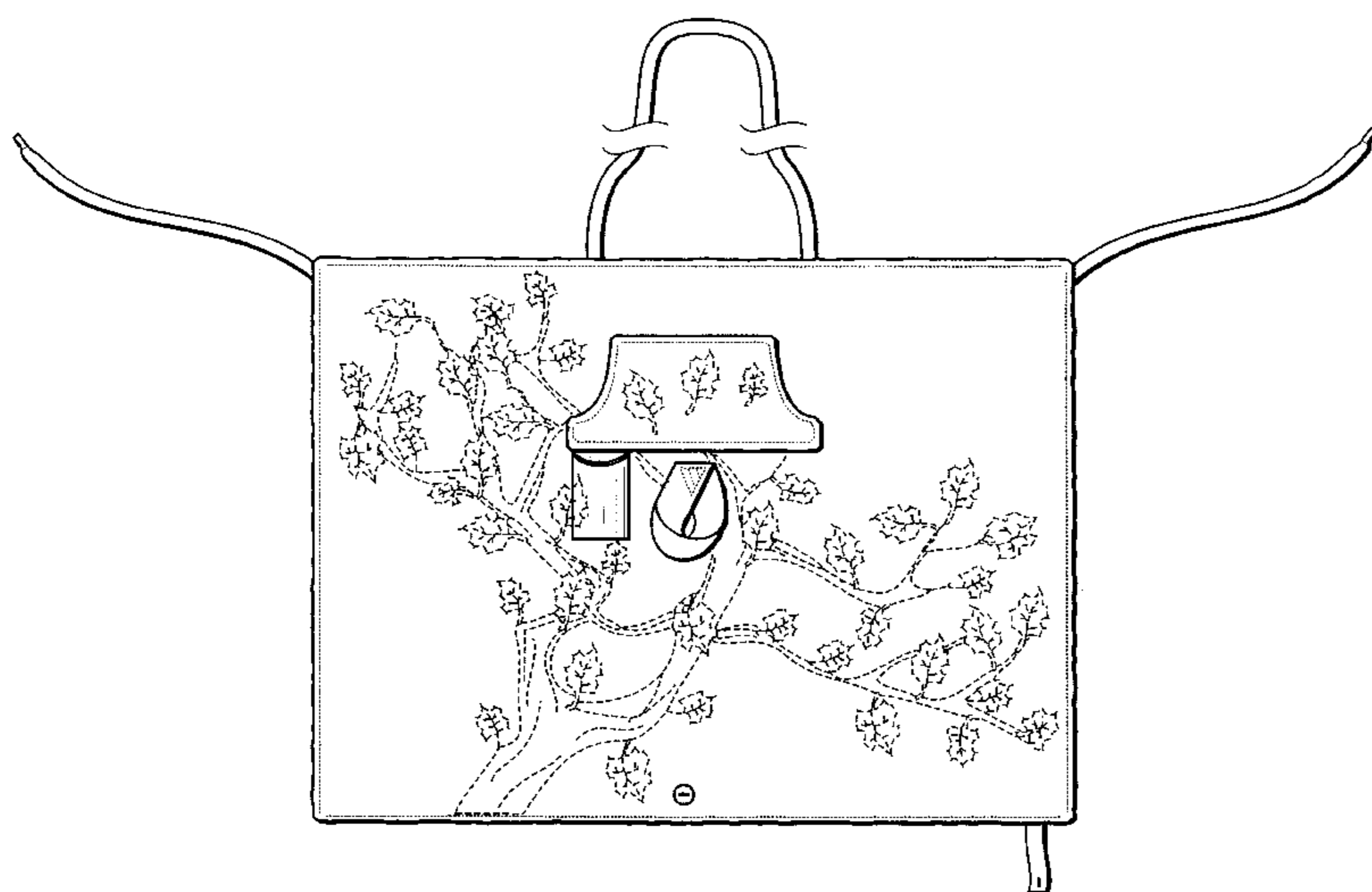
DESCRIPTION

FIG. 1 is a front elevational view of an apron showing my new design, the top strap being understood to have an indeterminate length. The broken lines showing a surface print are included to illustrate the possible environment, but forms no part of the claim; and,

FIG. 2 is a perspective view thereof, shown in use, the broken lines partially showing a human form being included to illustrate the use of the design, but forming no part of the claim.

The broken lines shown on the surface of the apron, on the pocket and loop in the views are understood to represent stitching.

1 Claim, 2 Drawing Sheets



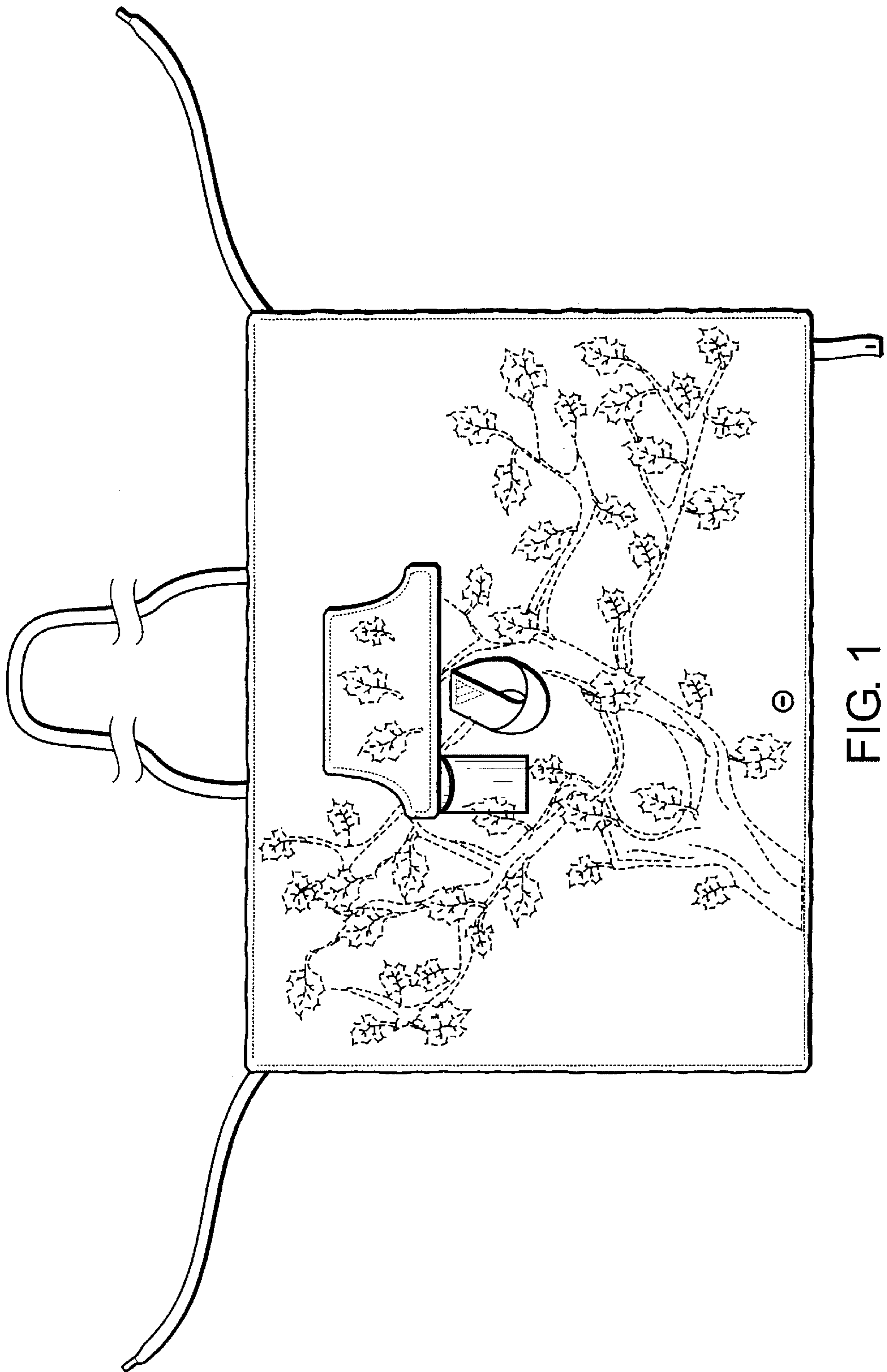


FIG. 1

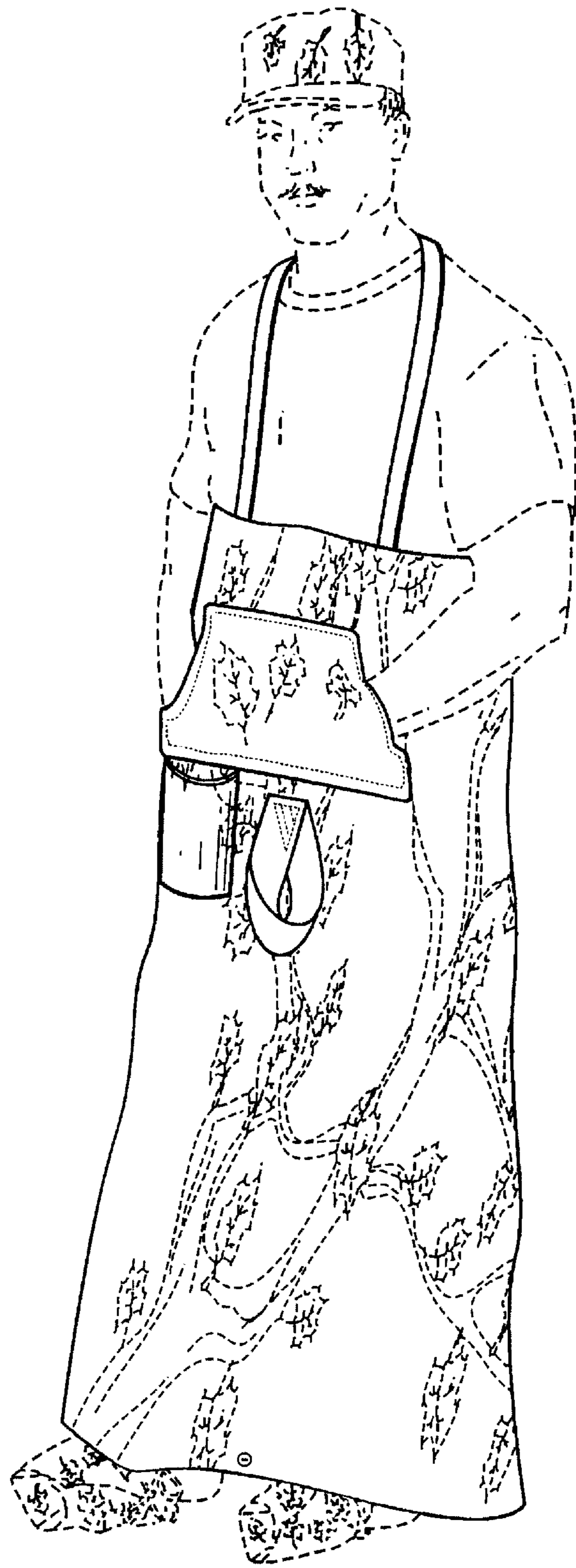


FIG. 2