



US00D472028S

(12) **United States Design Patent**
Stahl

(10) **Patent No.:** **US D472,028 S**

(45) **Date of Patent:** **** Mar. 18, 2003**

(54) **DOLLY**

D398,434 S * 9/1998 Agtuca D34/23
D456,972 S * 5/2002 Blason et al. D34/23

(75) Inventor: **Edward L. Stahl**, Tyler, TX (US)

* cited by examiner

(73) Assignee: **Norseman Plastics Limited**, Ontario (CA)

Primary Examiner—Kay H. Chin

(**) Term: **14 Years**

(74) *Attorney, Agent, or Firm*—Hall, Priddy, Myers & Vande Sande

(21) Appl. No.: **29/160,166**

(57) **CLAIM**

(22) Filed: **May 7, 2002**

The ornamental design for a dolly, as shown and described.

(51) **LOC (7) Cl.** **12-02**

DESCRIPTION

(52) **U.S. Cl.** **D34/23**

FIG. 1 is a top perspective view of a dolly showing my new design;

(58) **Field of Search** D34/12-27; 280/35, 280/47.34, 47.131, 47.331, 79.2, 79.11, 79.4, 33.998; 108/51.11, 51.3

FIG. 2 is a top plan view thereof;

FIG. 3 is a bottom plan view thereof;

FIG. 4 is a side elevation view thereof, the opposite side view being a mirror image of that shown; and,

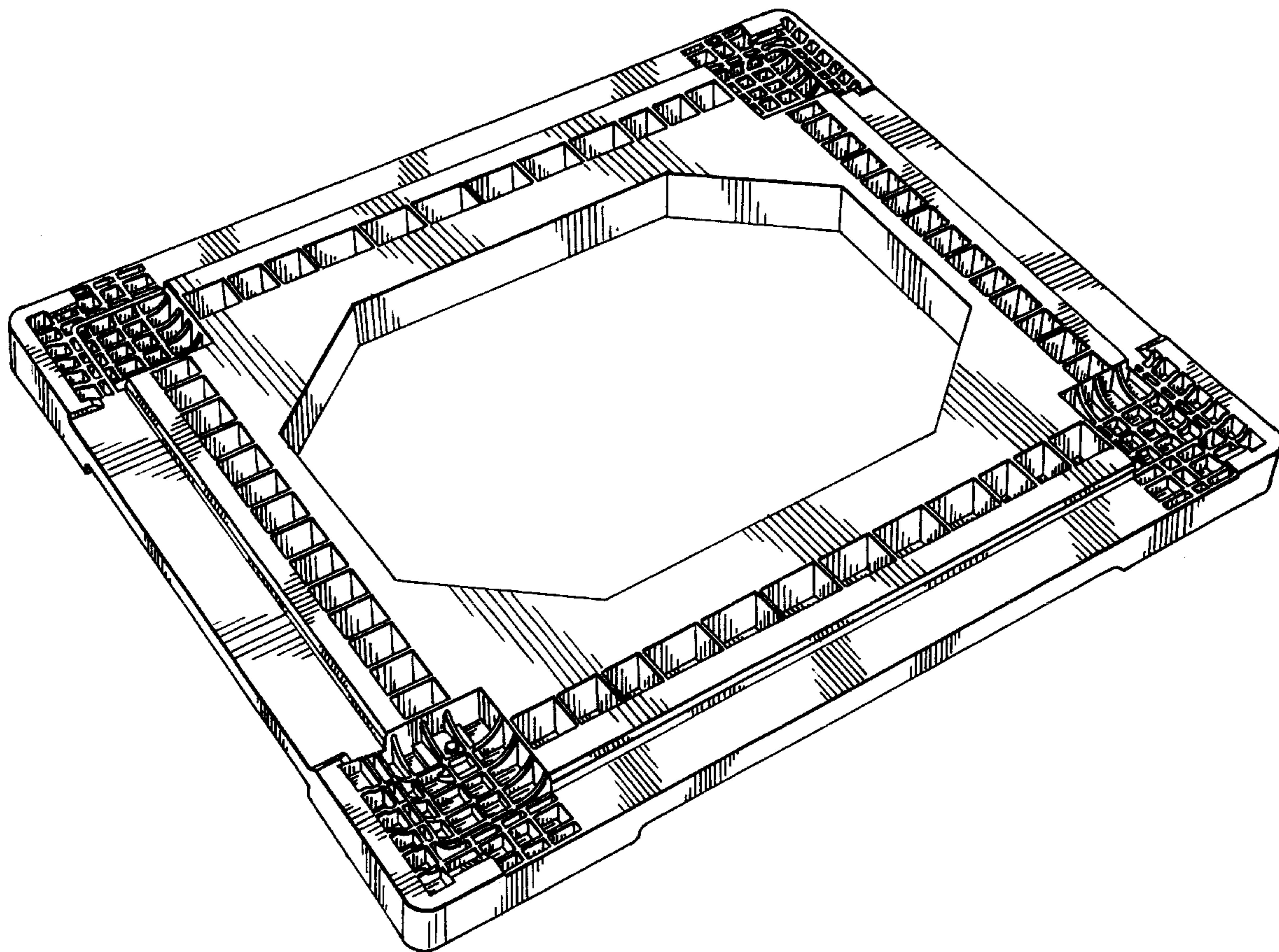
FIG. 5 is a front elevations view thereof, the rear elevation view being a mirror image of that shown.

(56) **References Cited**

U.S. PATENT DOCUMENTS

D370,757 S * 6/1996 Loftus et al. D34/23
D390,314 S * 2/1998 Chen D34/23

1 Claim, 4 Drawing Sheets



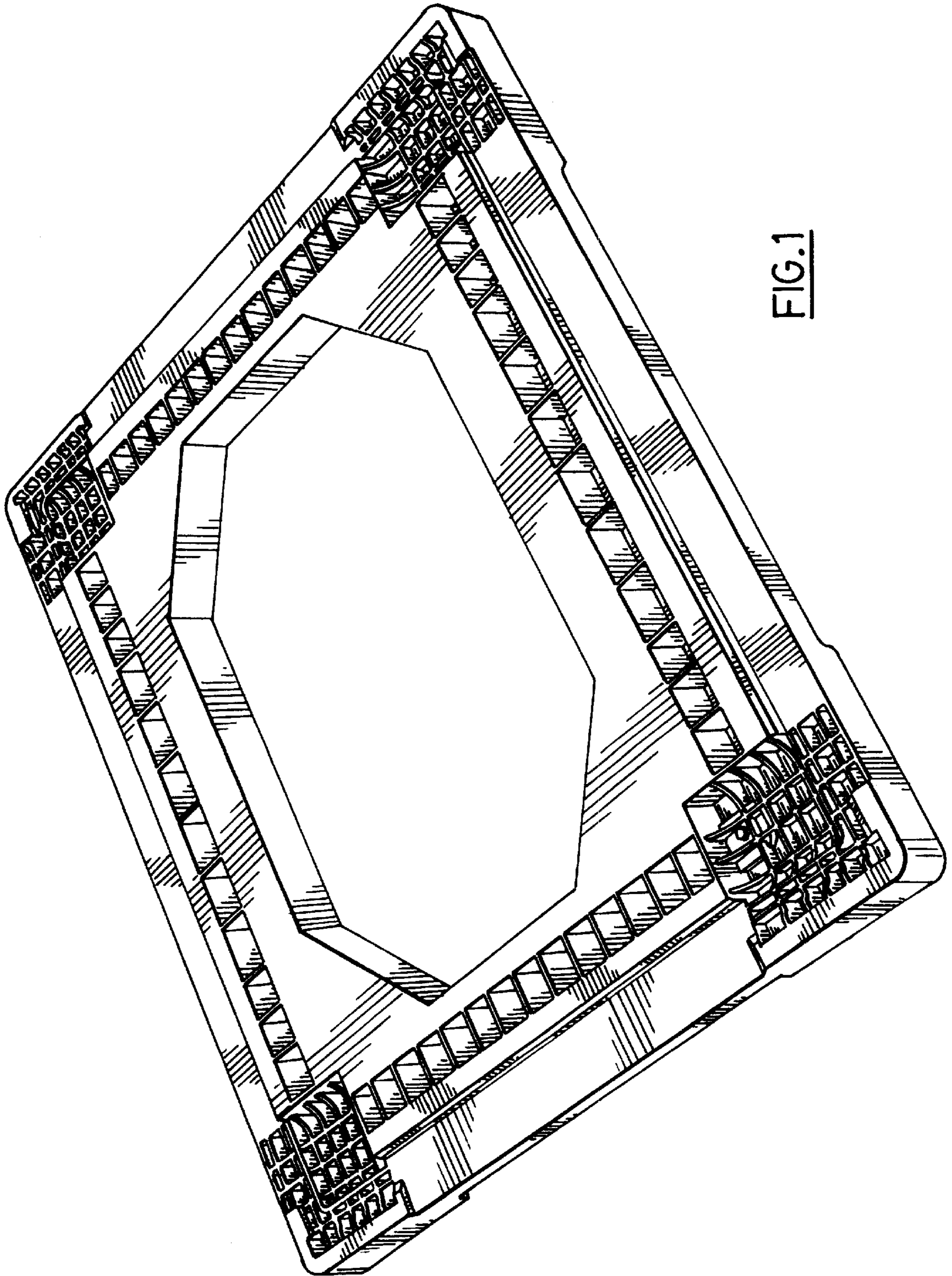


FIG.1

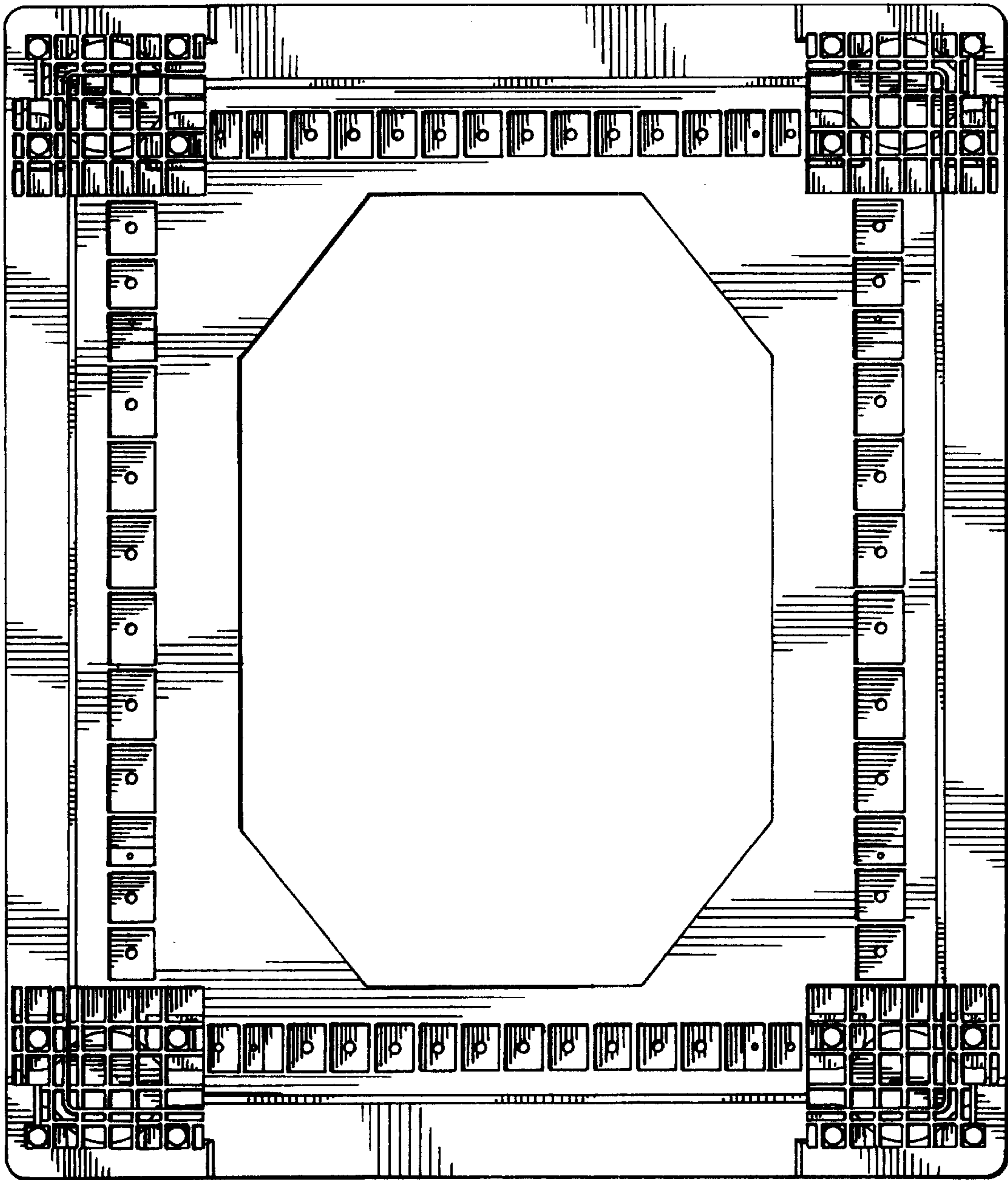


FIG. 2




FIG. 3

