



US00D472016S

(12) **United States Design Patent**
Kim et al.

(10) **Patent No.:** **US D472,016 S**

(45) **Date of Patent:** **** Mar. 18, 2003**

(54) **COMB**

D269,044 S * 5/1983 Battaglia D28/25
6,189,540 B1 * 2/2001 Stovall et al. 132/139

(75) Inventors: **Tong J. Kim**, Chicago, IL (US); **Sona N. Patadia**, Hanover Park, IL (US); **Michael Prince**, Chicago, IL (US)

OTHER PUBLICATIONS

Hong Kong Enterprise, Nov., 1982, p. 49, comb #602-8.*
Hong Kong Enterprise, Mar., 1987, p. 269, combs 96, 97, 98 and 99.*

(73) Assignee: **L&N Sales and Marketing, Inc.**, Hatboro, PA (US)

* cited by examiner

(**) Term: **14 Years**

Primary Examiner—Lucy Lieberman

(21) Appl. No.: **29/166,417**

(74) *Attorney, Agent, or Firm*—Drinker Biddle & Reath LLP

(22) Filed: **Aug. 27, 2002**

(51) **LOC (7) Cl.** **28-03**

(52) **U.S. Cl.** **D28/25; D28/28; D28/31**

(58) **Field of Search** D28/21-34; 132/219, 132/125-142, 148, 150, 152, 154-159, 161

CLAIM

(57) The ornamental design for a comb, as shown and described.

DESCRIPTION

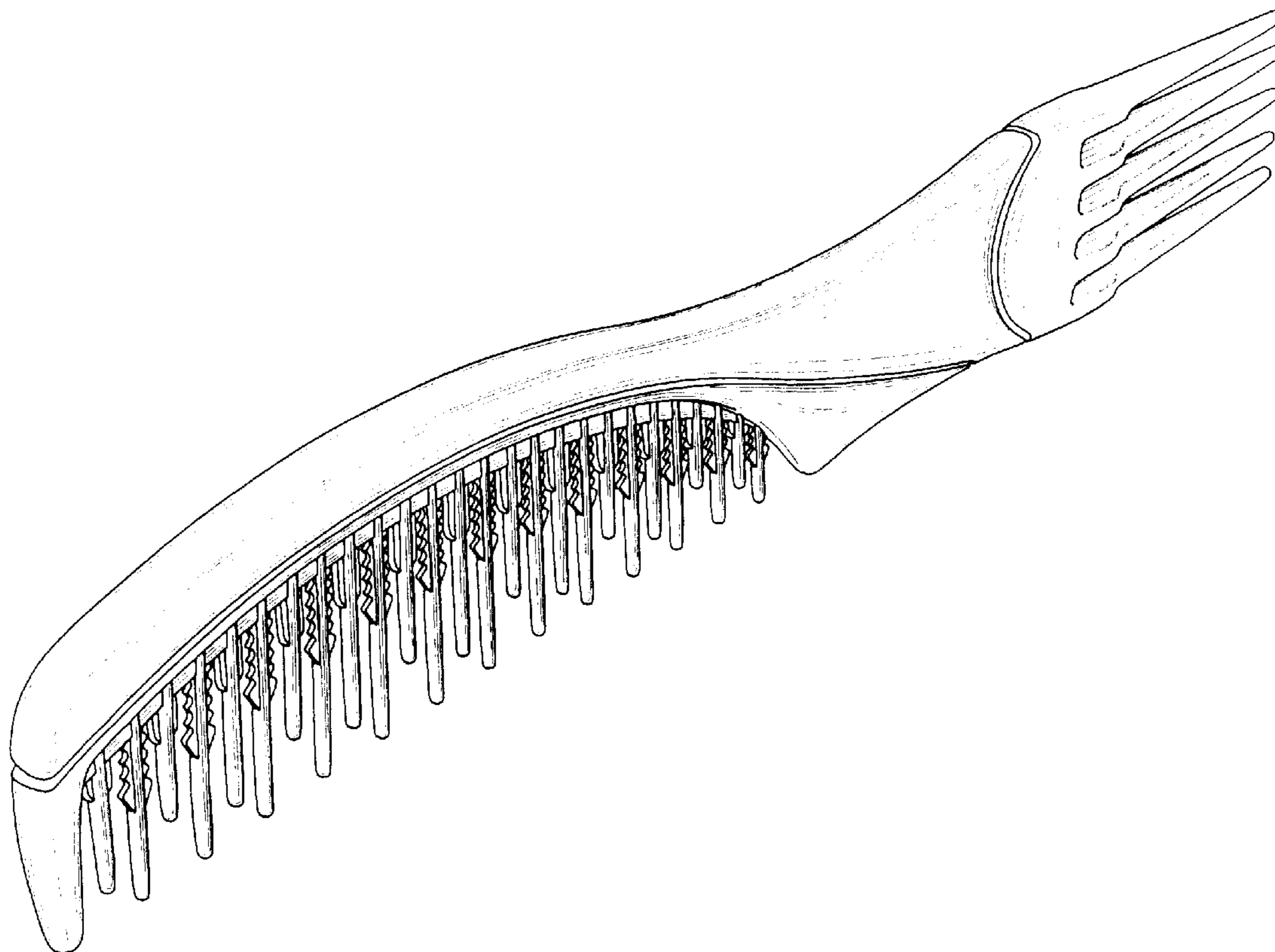
FIG. 1 is a perspective view of a comb showing our design; FIG. 2 is a front elevational view, it being understood that the opposite rear elevational view is a mirror image; FIG. 3 is a top plan view; FIG. 4 is a bottom plan view; FIG. 5 is a left end elevational view; and, FIG. 6 is a right end elevational view.

(56) **References Cited**

U.S. PATENT DOCUMENTS

2,609,822 A * 9/1952 McCormack et al. 132/126
D206,206 S * 11/1966 Battaglia D28/25
D211,224 S * 5/1968 Asner D28/25
3,444,866 A * 5/1969 Battaglia 132/126

1 Claim, 2 Drawing Sheets



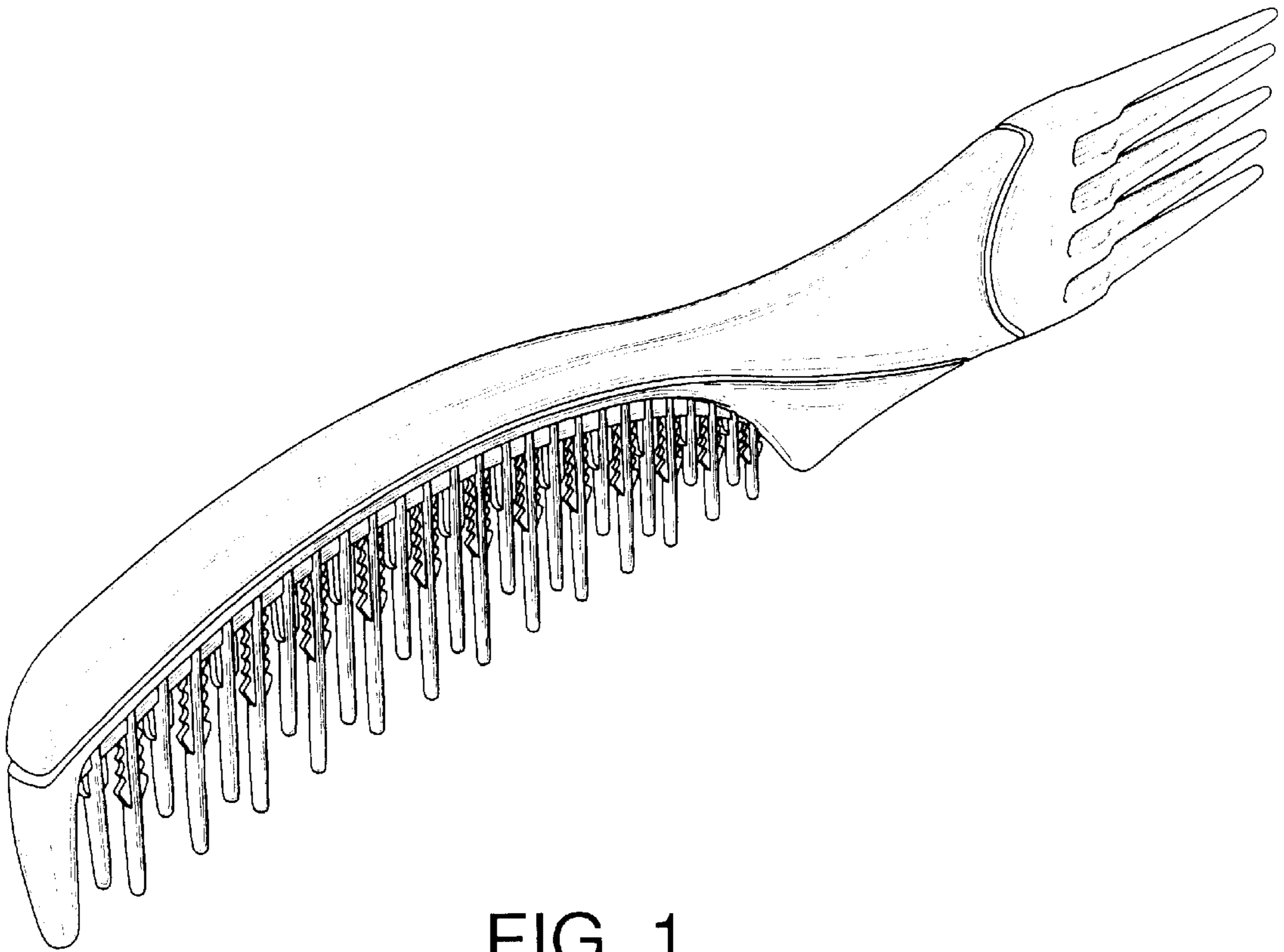


FIG. 1

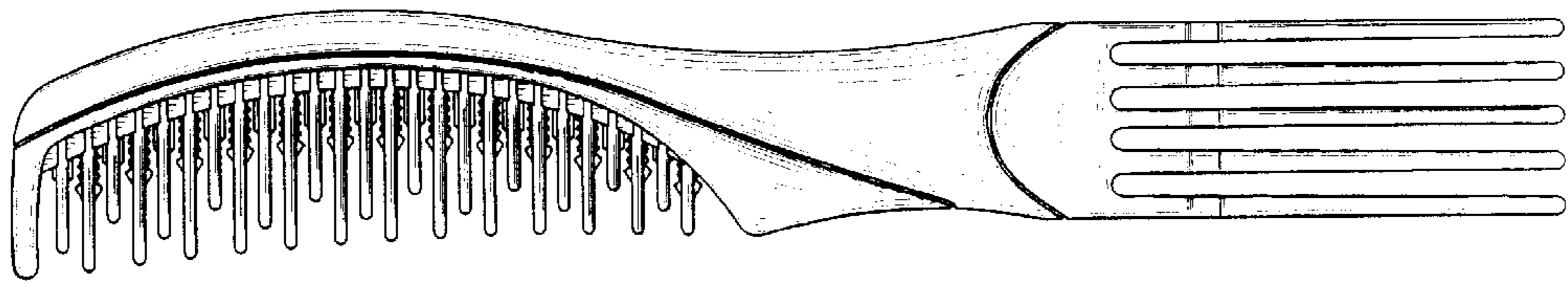


FIG. 2




FIG. 3

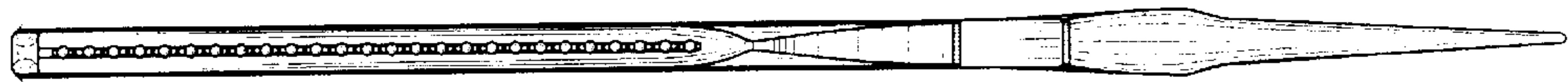


FIG. 4



FIG. 5



FIG. 6