



US00D471997S

(12) **United States Design Patent**  
**Cox**

(10) **Patent No.:** **US D471,997 S**

(45) **Date of Patent:** **\*\* Mar. 18, 2003**

(54) **LUMINARY HOUSING WITH FLAG MOTIF**

(76) Inventor: **D. Blake Cox**, P.O. Box 1774,  
Kernersville, NC (US) 27284

(\*\*) Term: **14 Years**

(21) Appl. No.: **29/148,835**

(22) Filed: **Sep. 28, 2001**

(51) **LOC (7) Cl.** ..... **26-01**

(52) **U.S. Cl.** ..... **D26/11**

(58) **Field of Search** ..... D26/9, 11, 22,  
D26/23, 4, 7, 16, 93-112; 431/125, 126,  
291; 362/410-414, 806, 121, 125, 161-163,  
171-174; D11/168, 180; D9/331; 383/41,  
105, 127, 907; 428/7, 11, 542.2, 542.6;  
493/320, 338, 955

(56) **References Cited**

**U.S. PATENT DOCUMENTS**

1,258,022 A *	3/1918	Kray	.....	362/806 X
1,975,522 A *	10/1934	Swope	.....	431/126
D177,631 S *	5/1956	Lagin	.....	D26/105
D204,679 S *	5/1966	Ingram	.....	D26/99
5,255,169 A *	10/1993	Koch	.....	362/162
5,598,652 A *	2/1997	Nurre	.....	362/412

\* cited by examiner

*Primary Examiner*—Alan P. Douglas

*Assistant Examiner*—Linda Brooks

(57) **CLAIM**

The ornamental design for a luminary housing with flag motif, as shown and described.

**DESCRIPTION**

FIG. 1 is a front elevational view of a first embodiment of a luminary housing with flag motif embodying my design with some shading showing color distinctions;

FIG. 2 is a right side elevational view thereof, the left side elevational view being a mirror image thereof;

FIG. 3 is a rear elevational view thereof;

FIG. 4 is a top plan view thereof, the bottom plan view being identical thereto;

FIG. 5 is a front elevational view of a second embodiment of a luminary housing with flag motif embodying my design, the rear elevational view being identical thereto;

FIG. 6 is a left side elevational view thereof, the right side elevational view being identical thereto;

FIG. 7 is a top plan view thereof, the bottom plan view being identical thereto;

FIG. 8 is a front elevational view of a third embodiment of a luminary housing with flag motif embodying my design, the rear, left and right elevational views being identical thereto;

FIG. 9 is a top plan view thereof, the bottom plan view being identical thereto;

FIG. 10 is a front elevational view of a fourth embodiment of a luminary of my design;

FIG. 11 is a rear elevational view thereof;

FIG. 12 is a top plan view thereof, the bottom plan view being identical thereto;

FIG. 13 is a left side elevational view thereof, the right side elevational view being identical thereto;

FIG. 14 is a front elevational view of a fifth embodiment of a luminary housing with flag motif of my invention, the rear elevational view being identical thereto;

FIG. 15 is a left side elevational view thereof, the right side elevational view being identical thereto;

FIG. 16 is a top plan view thereof, the bottom plan view being identical thereto;

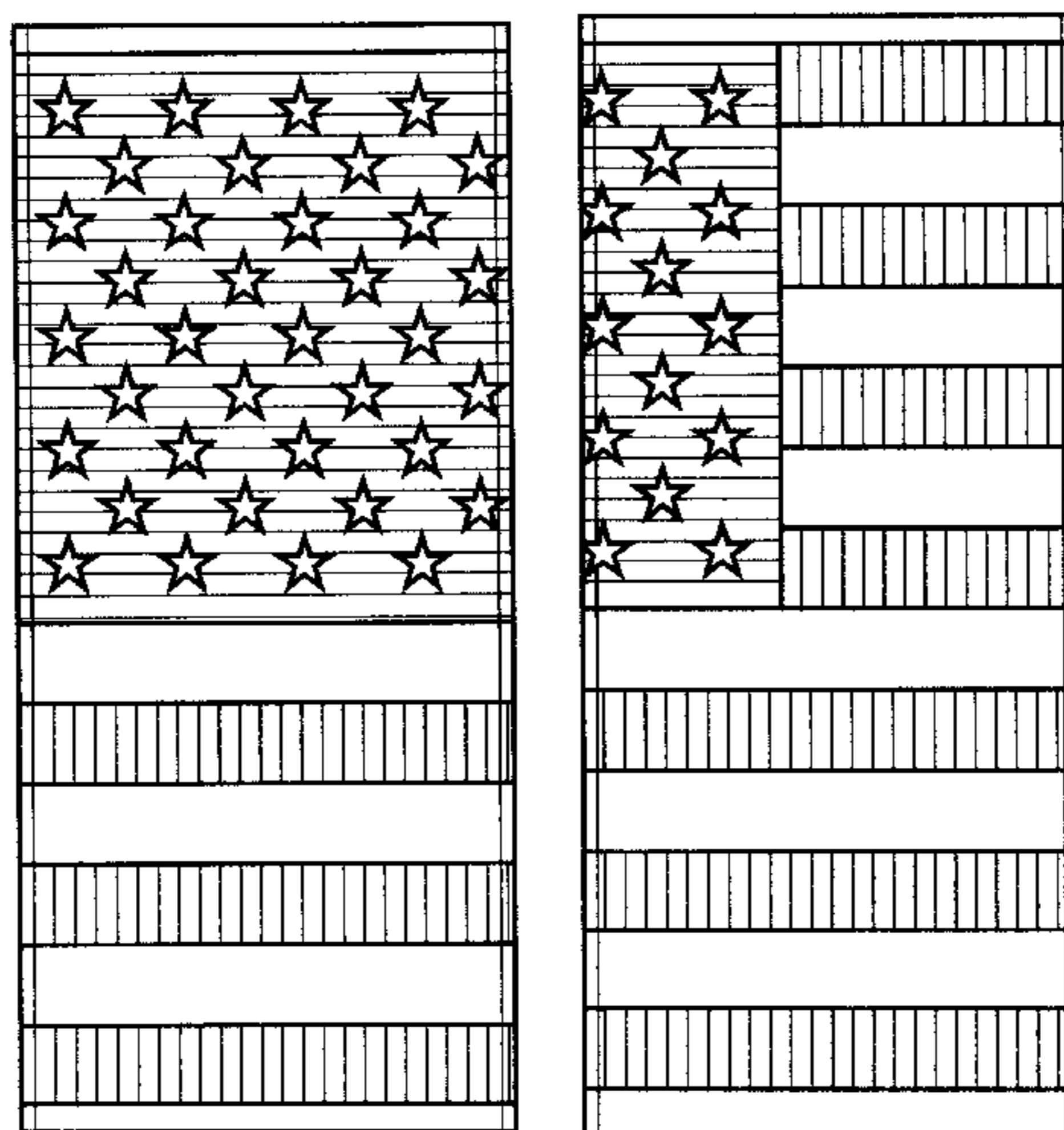
FIG. 17 is a front elevational view of a sixth embodiment of a luminary housing with flag motif embodying my design, the rear, elevational views being identical thereto;

FIG. 18 is a right side elevational view, the left side elevational view being identical thereto; and,

FIG. 19 is a top plan view thereof, the bottom plan view being identical thereto.

The drawings are lined for the colors red and blue.

**1 Claim, 7 Drawing Sheets**






FIG. 9




FIG. 7




FIG. 1

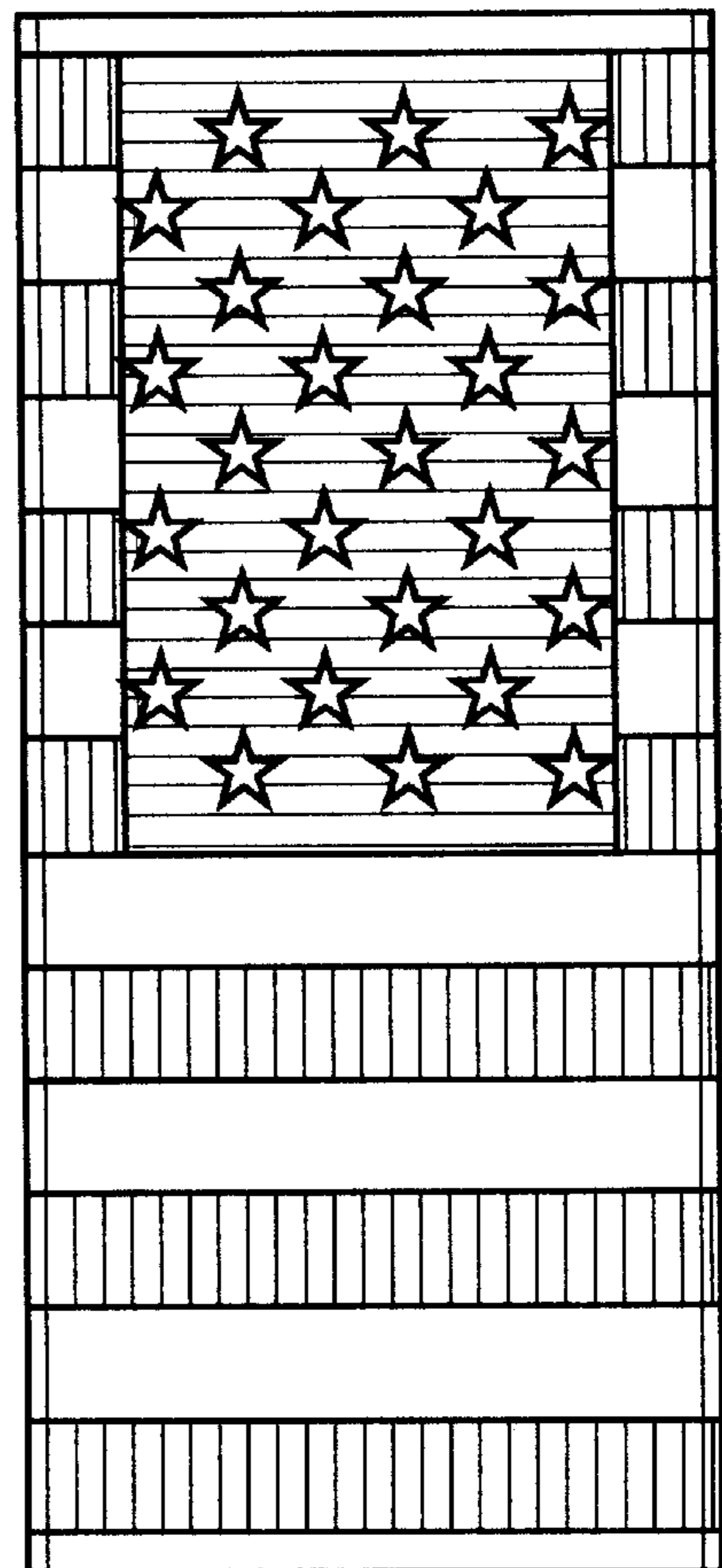


FIG. 5




FIG. 4

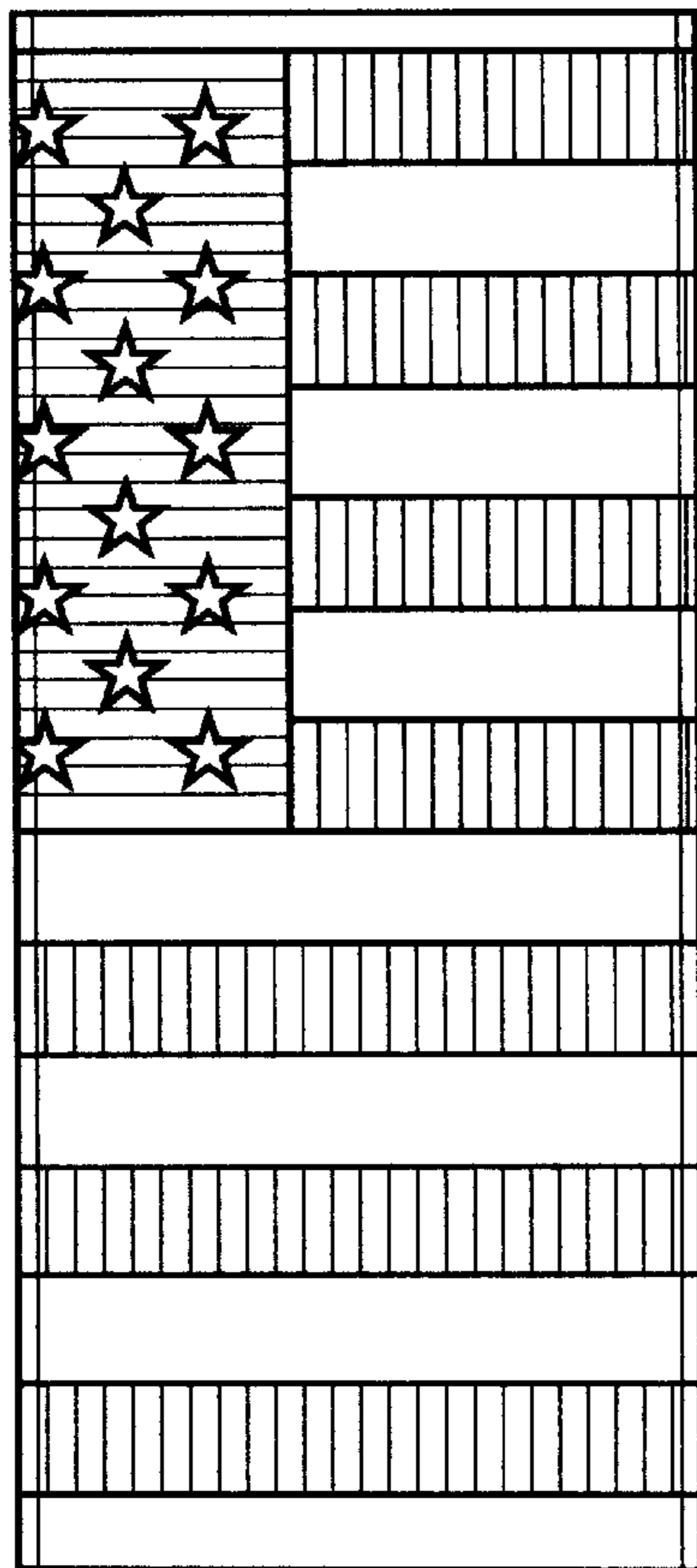


FIG. 2




FIG. 3




FIG. 6




FIG. 8




FIG. 12




FIG. 10




FIG. 11




FIG. 13




FIG. 18




FIG. 16




FIG. 19




FIG. 14




FIG. 17




FIG. 15