



US00D471986S

(12) **United States Design Patent**
Lie

(10) **Patent No.:** **US D471,986 S**

(45) **Date of Patent:** **** Mar. 18, 2003**

(54) **MASSAGER**

(75) Inventor: **Sen-Nen Lie**, Kowloon (HK)

(73) Assignee: **Kolvin Industries Limited**, Kowloon (HK)

(**) Term: **14 Years**

(21) Appl. No.: **29/152,671**

(22) Filed: **Dec. 19, 2001**

(30) **Foreign Application Priority Data**

Sep. 6, 2001 (HK) 0111331

(51) **LOC (7) Cl.** **24-04**

(52) **U.S. Cl.** **D24/201**

(58) **Field of Search** D24/201; 4/541.1, 4/541.2, 541.3, 541.4, 541.5, 541.6; 601/167

(56) **References Cited**

U.S. PATENT DOCUMENTS

D225,783 S * 1/1973 McNair D24/201
D229,360 S * 11/1973 McNair D24/201
3,846,848 A * 11/1974 McNair 261/36.1
D240,560 S * 7/1976 Talge et al. D24/201

D243,040 S * 1/1977 Grube D24/201
4,100,917 A * 7/1978 Talge et al. 601/167
D425,995 S * 5/2000 Tobin et al. D24/201
D427,960 S 7/2000 Lie
D449,892 S 10/2001 Lie
D452,571 S 12/2001 Lie

* cited by examiner

Primary Examiner—Stella Reid

(74) *Attorney, Agent, or Firm*—Merchant & Gould P.C.


(57) **CLAIM**

The ornamental design for a massager, as shown and described.

DESCRIPTION

FIG. 1 is a front elevational view of one embodiment of a massager in accordance with my invention;
FIG. 2 is a rear elevational view thereof;
FIG. 3 is a top elevational view thereof;
FIG. 4 is a bottom elevational view thereof;
FIG. 5 is a left side view thereof;
FIG. 6 is a right side view thereof; and,
FIG. 7 is a perspective view thereof.

1 Claim, 7 Drawing Sheets






FIG. 1




FIG. 2

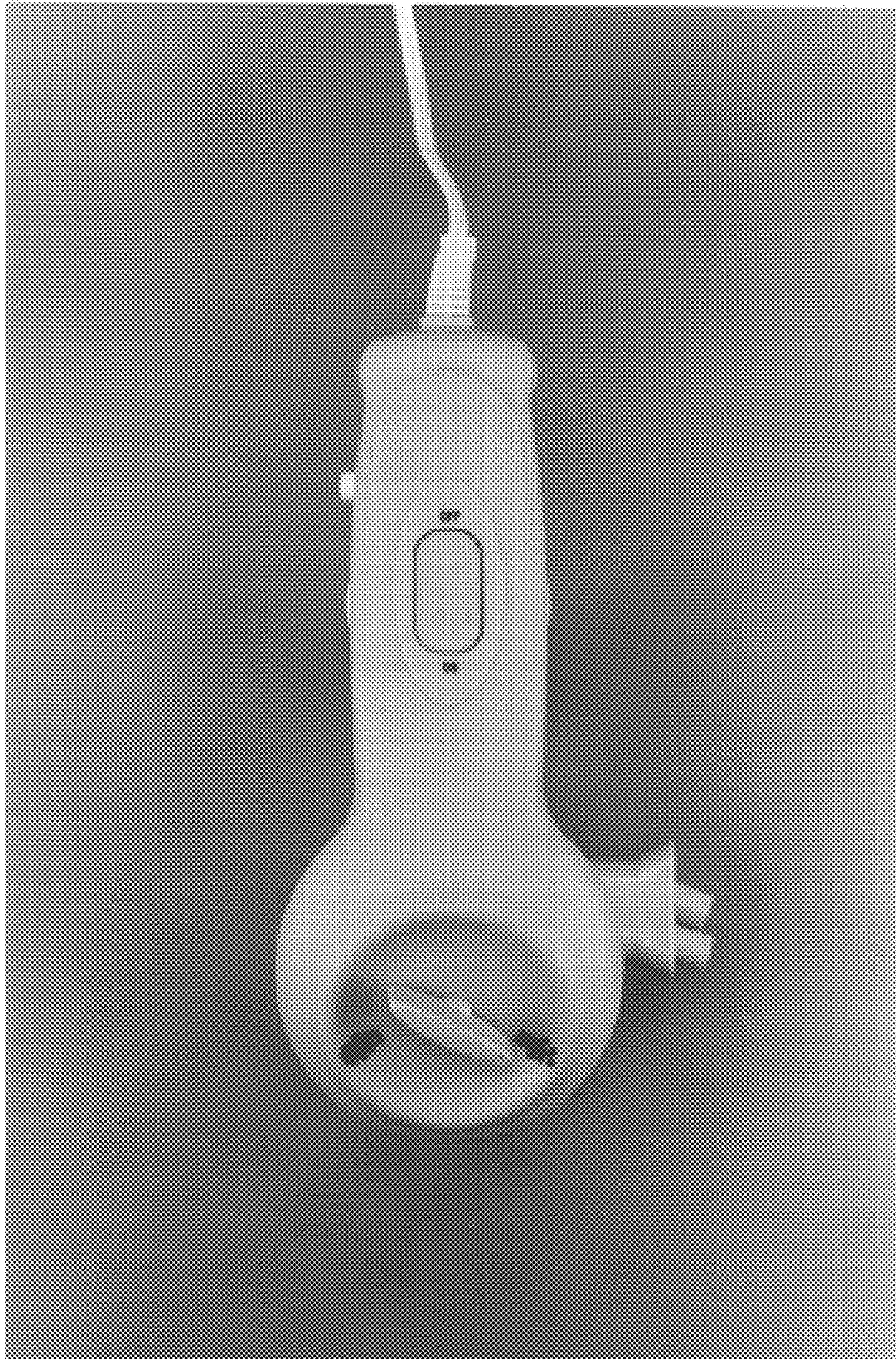


FIG. 3

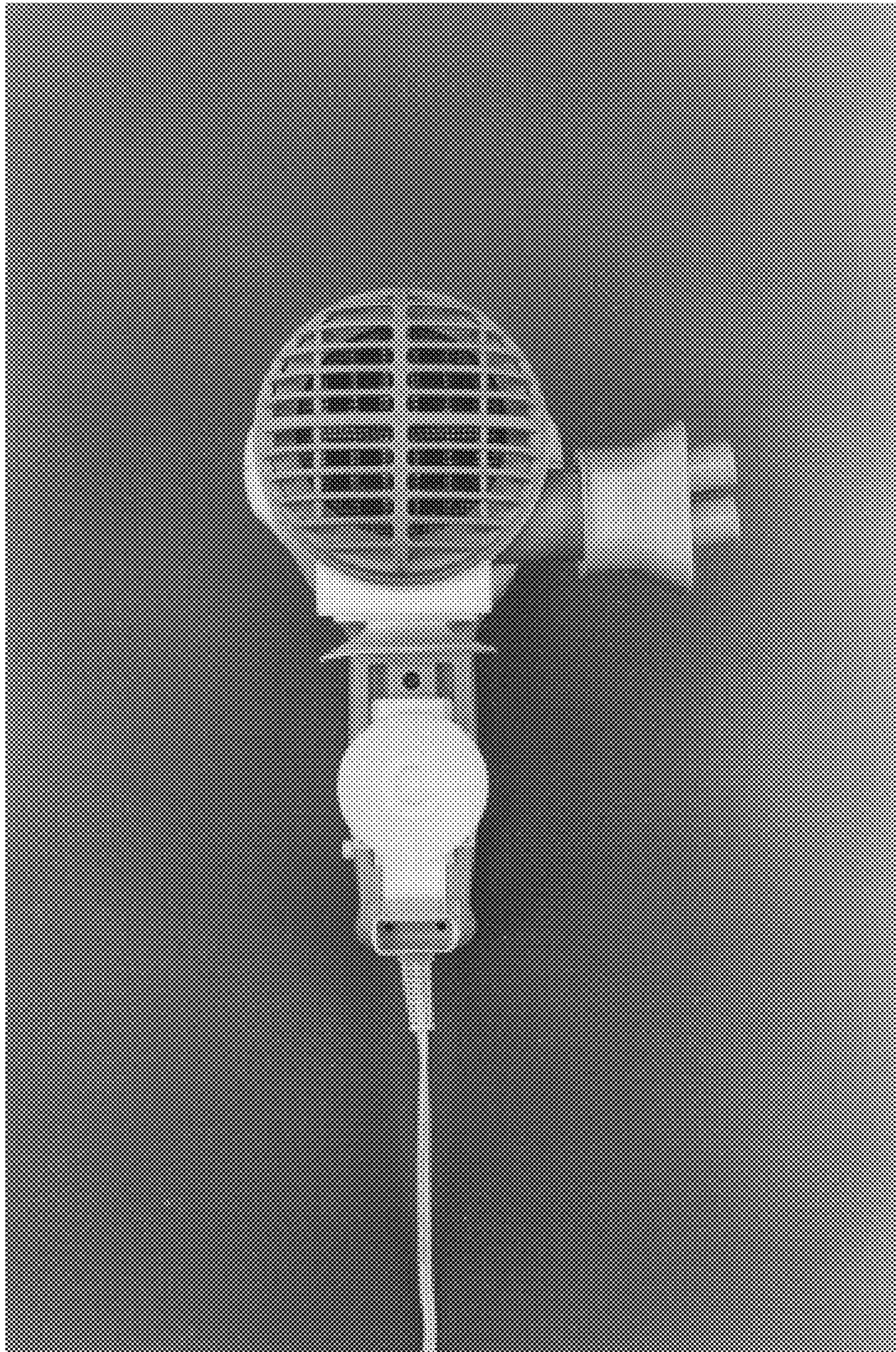


FIG. 4

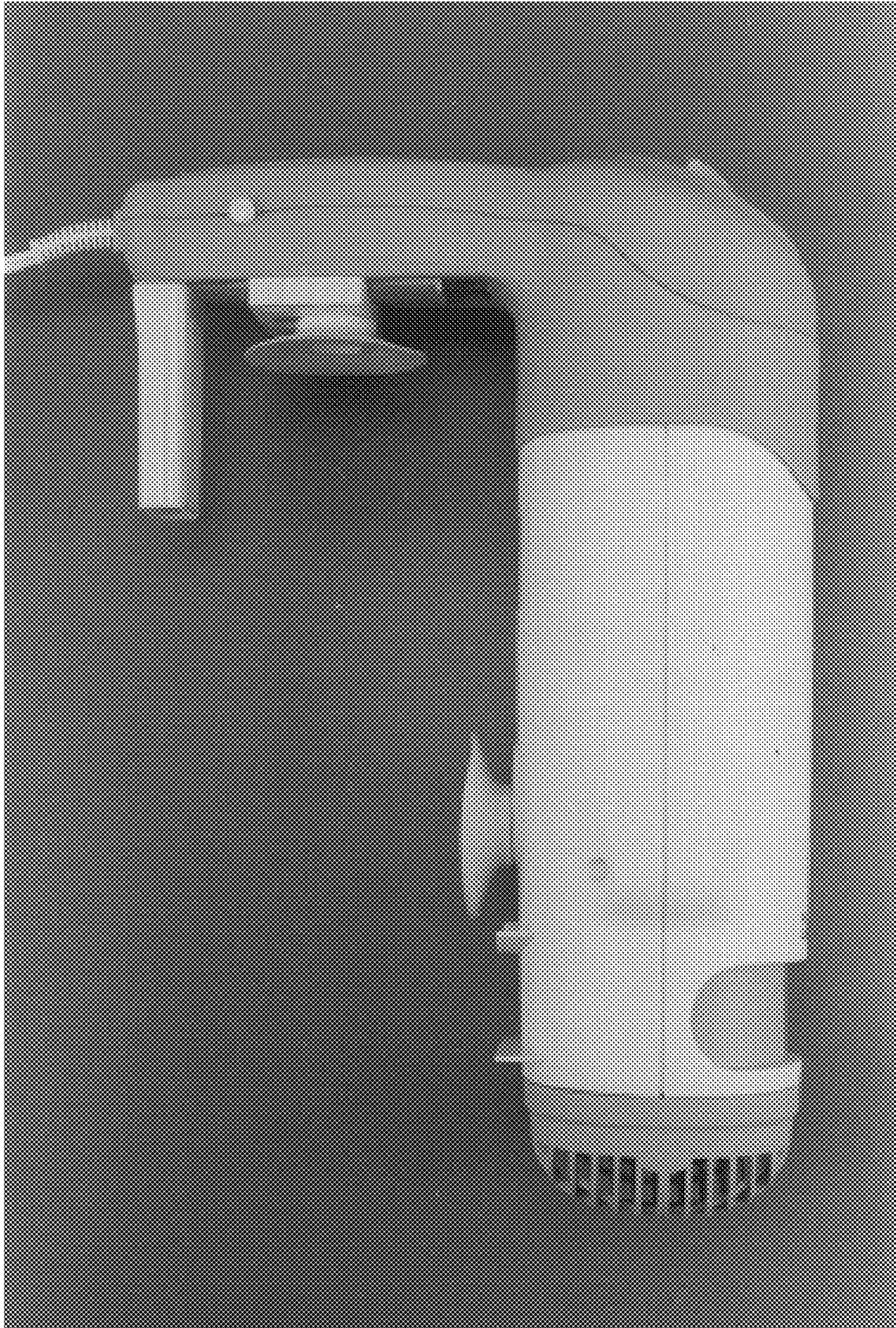


FIG. 5




FIG. 6

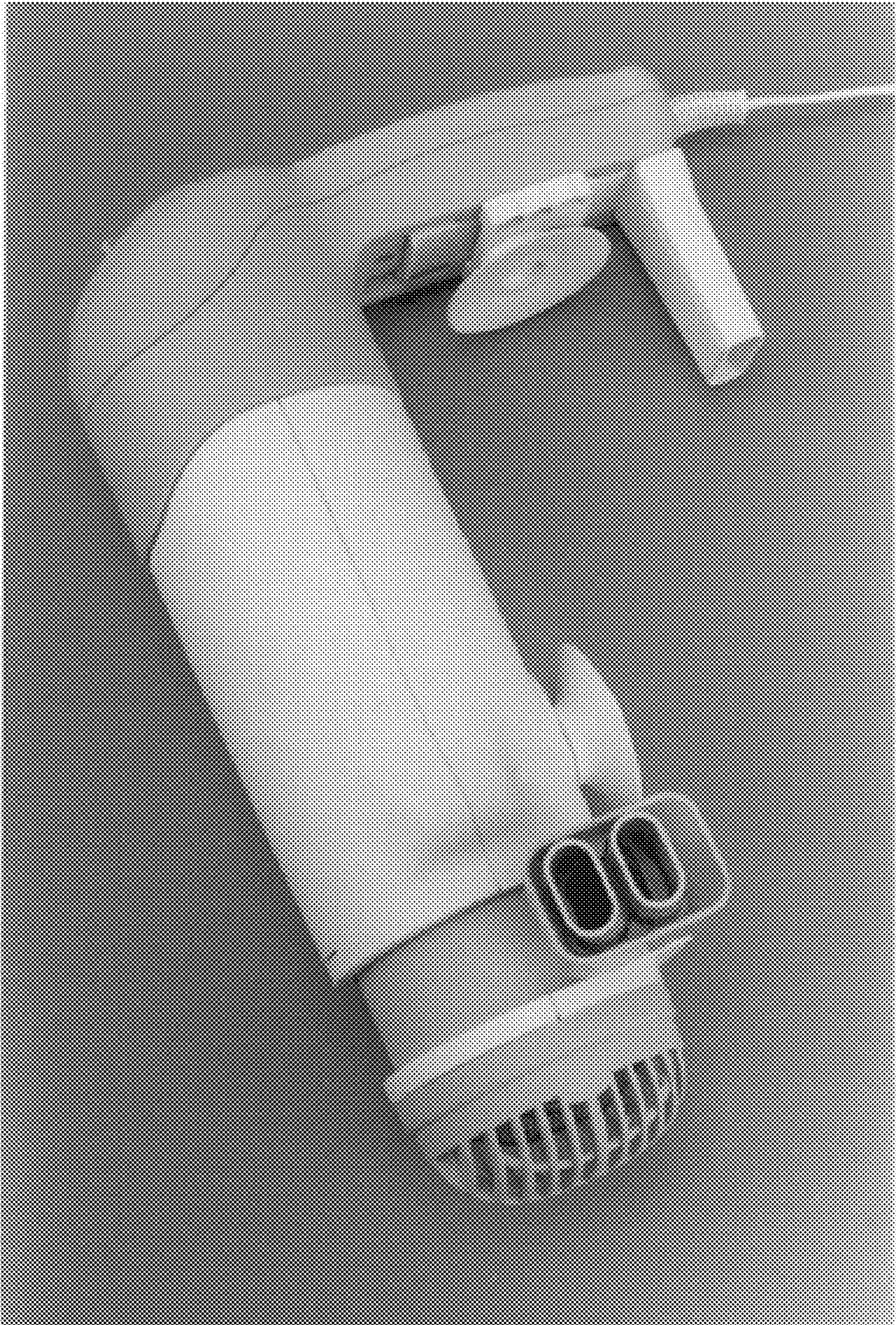


FIG. 7