



US00D471978S

(12) **United States Design Patent**  
**Doyle**

(10) **Patent No.:** **US D471,978 S**

(45) **Date of Patent:** **\*\* Mar. 18, 2003**

(54) **NASAL MAINTENANCE SPLINT**

D462,447 S \* 9/2002 Doyle ..... D24/128

(76) **Inventor:** **Donald Doyle**, 4105 Hospital Rd., Ste  
102-A, Pascagoula, CA (US) 39581

\* cited by examiner

(\*\*) **Term:** **14 Years**

*Primary Examiner*—Ian Simmons

(74) *Attorney, Agent, or Firm*—Roger A. Marrs

(21) **Appl. No.:** **29/154,165**

(57) **CLAIM**

(22) **Filed:** **Jan. 22, 2002**

The ornamental design for a nasal maintenance splint,  
substantially as shown and described.

(51) **LOC (7) Cl.** ..... **24-02**

**DESCRIPTION**

(52) **U.S. Cl.** ..... **D24/128; D24/190**

(58) **Field of Search** ..... D24/128, 190,  
D24/110; 606/199, 196; 128/207.29, 858;  
602/5, 6, 17, 12

FIG. 1 is a front perspective view of a nasal maintenance  
splint showing my new design;  
FIG. 2 is an rear perspective view thereof;  
FIG. 3 is a front elevational view thereof;  
FIG. 4 is a top plan view thereof;  
FIG. 5 is a bottom view thereof; and,  
FIG. 6 is an end view thereof with the opposite end being a  
mirror image thereof.

(56) **References Cited**

**U.S. PATENT DOCUMENTS**

- 4,592,357 A \* 6/1986 Ersek ..... 606/199
- 5,094,233 A \* 3/1992 Brennan ..... 606/199
- D414,872 S \* 10/1999 Doyle ..... D24/128

**1 Claim, 1 Drawing Sheet**




FIG. 1




FIG. 2

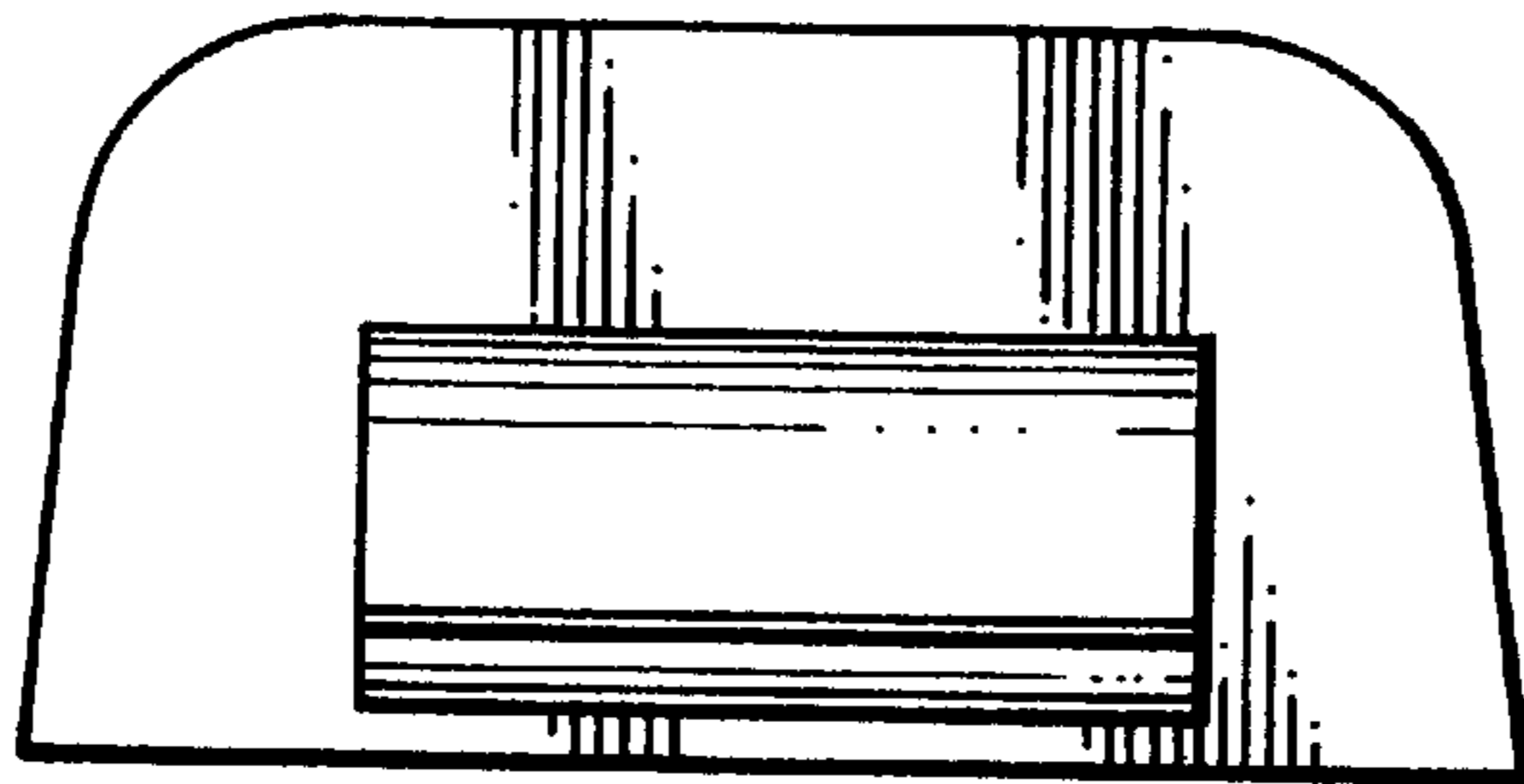
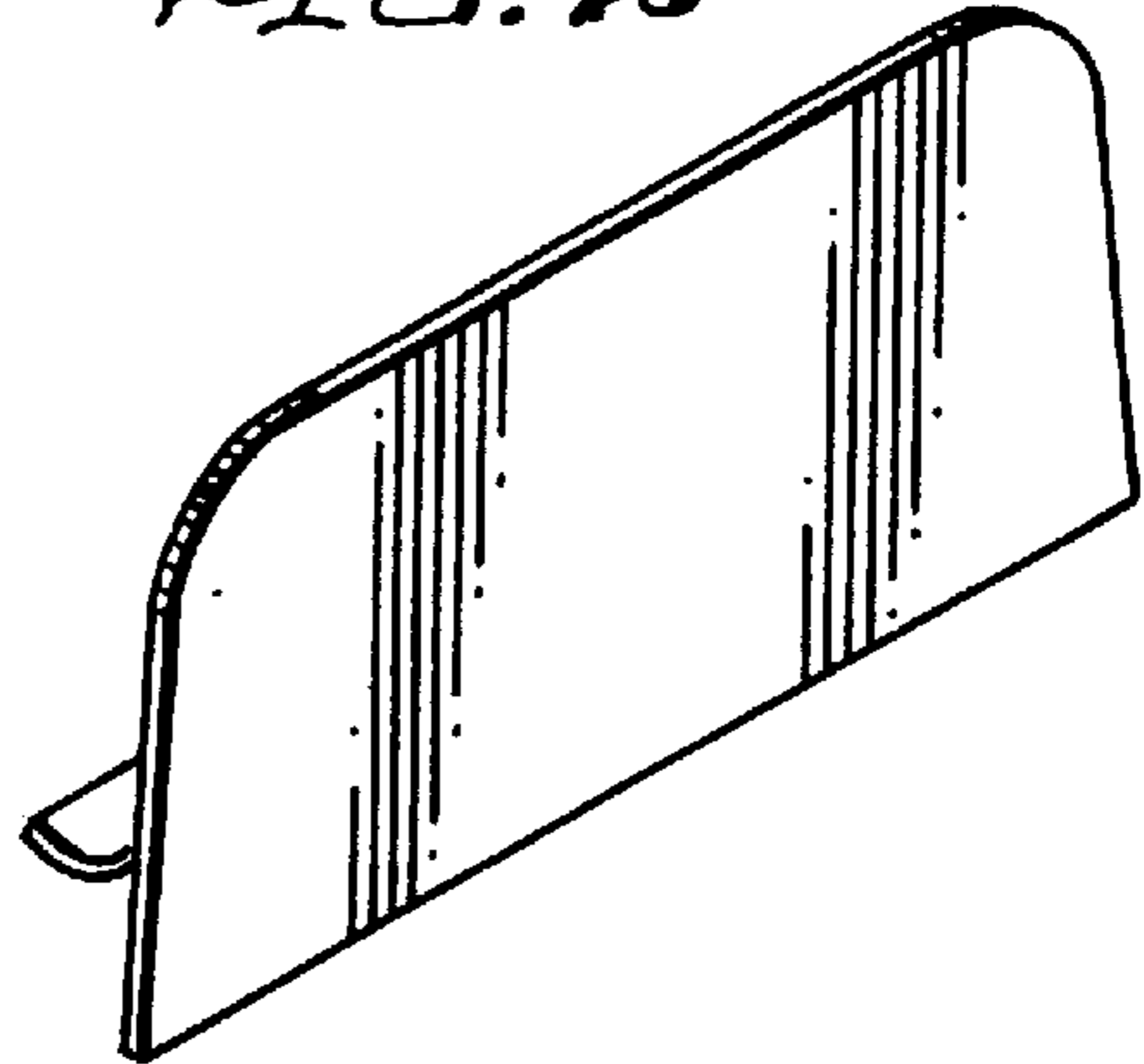


FIG. 3

FIG. 4




FIG. 6

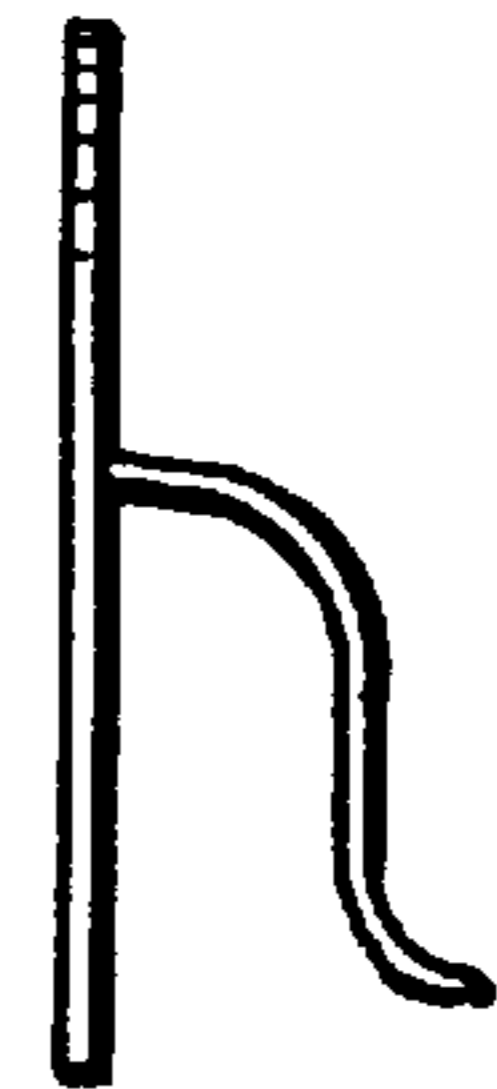


FIG. 5

