



US00D471933S

(12) **United States Design Patent**
Hodsdon et al.

(10) **Patent No.:** **US D471,933 S**

(45) **Date of Patent:** **** Mar. 18, 2003**

(54) **LABEL SHEET**

(75) Inventors: **Jerry G. Hodsdon**, Forestdale, MA (US); **Jennifer Lynn Dean**, Corona, CA (US)

(73) Assignee: **Avery Dennison Corporation**, Pasadena, CA (US)

(**) Term: **14 Years**

(21) Appl. No.: **29/148,697**

(22) Filed: **Sep. 24, 2001**

(51) **LOC (7) Cl.** **20-03**

(52) **U.S. Cl.** **D20/36**

(58) **Field of Search** D20/11, 23, 36, D20/99; D5/41, 63, 64; 156/230; 427/146, 147; 428/343, 914, 915

(56) **References Cited**

U.S. PATENT DOCUMENTS

D17,746 S	*	9/1887	Mellinger	D5/63
D120,517 S	*	5/1940	Steffen	D5/41
D189,472 S	*	12/1960	Currie et al.	D5/41
D190,360 S	*	5/1961	Cohen et al.	D5/41
D300,692 S	*	4/1989	Le Brocquy	D5/41
6,277,229 B1	*	8/2001	Popat et al.	156/230

OTHER PUBLICATIONS

Letratone Sheet LT854, Letraset Reference Manual, 1983, p. 263.*

Starburst Clip Art Sheets, Dover Clip Art—Starbursts, 1986, pp. 3 & 26.*

* cited by examiner

Primary Examiner—Robert M. Spear

(74) *Attorney, Agent, or Firm*—Oppenheimer Wolff & Donnelly LLP

(57) **CLAIM**

The ornamental design for a label sheet, as shown and described.

DESCRIPTION

FIG. 1 is a top plan view of a label sheet of the present invention;

FIG. 2 is a left side elevational view thereof; the right side elevational view being a mirror image thereof;

FIG. 3 is a front end elevational view thereof; the rear end elevational view being a mirror image thereof;

FIG. 4 is a bottom plan view thereof;

FIG. 5 is an enlarged cross-sectional view taken on line 5—5 of FIG. 1;

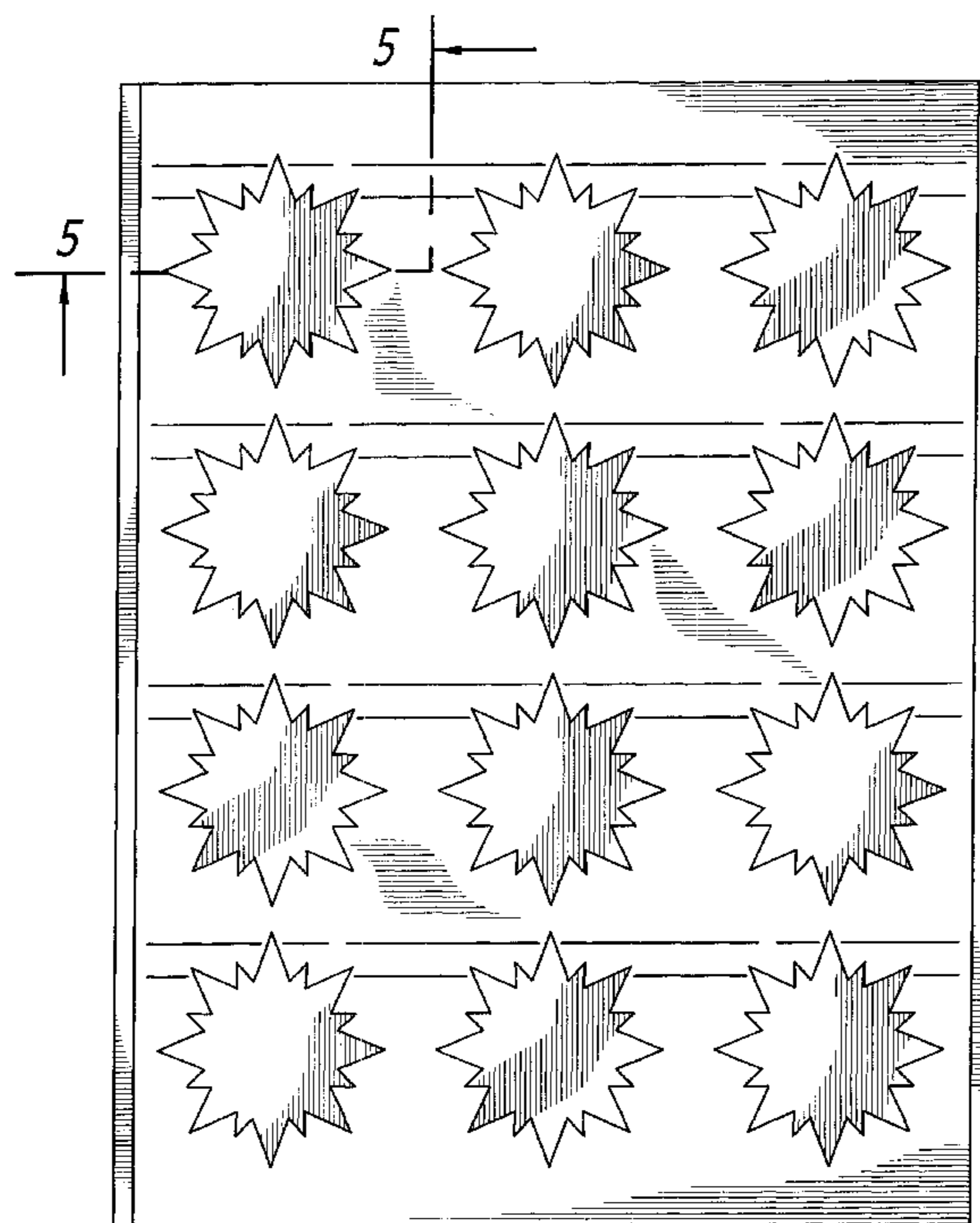
FIG. 6 is a top plan view of a second embodiment thereof; FIG. 7 is a left side elevational view of the embodiment of FIG. 6; the right side elevational view being a mirror image thereof;

FIG. 8 is a front end elevational view of the embodiment of FIG. 6; the rear end elevational view being a mirror image thereof;

FIG. 9 is a bottom plan view of the embodiment of FIG. 6; and,

FIG. 10 is an enlarged cross-sectional view taken on line 10—10 of FIG. 6.

1 Claim, 4 Drawing Sheets



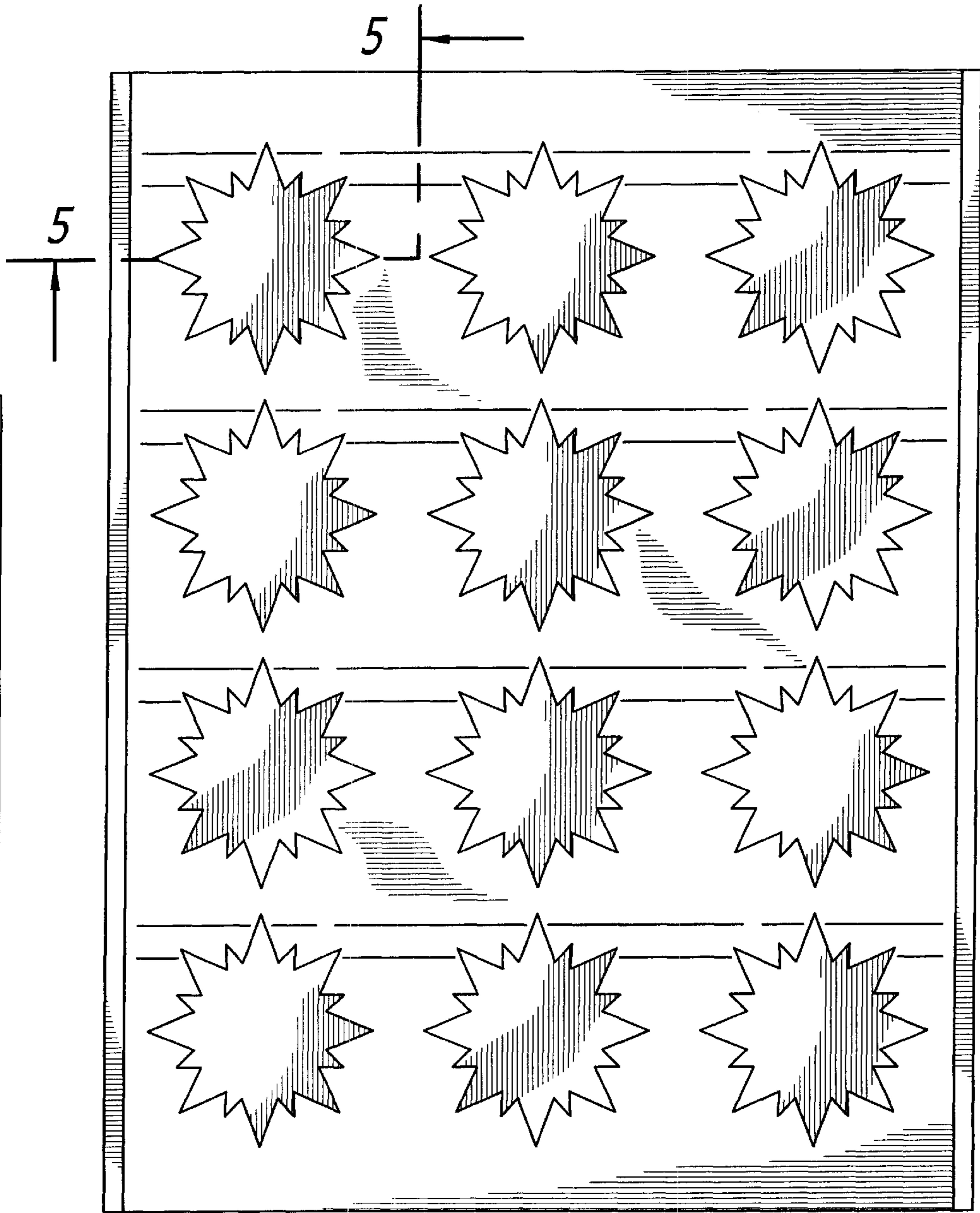


FIG. 1

FIG. 2

FIG. 3

FIG. 4





FIG. 5

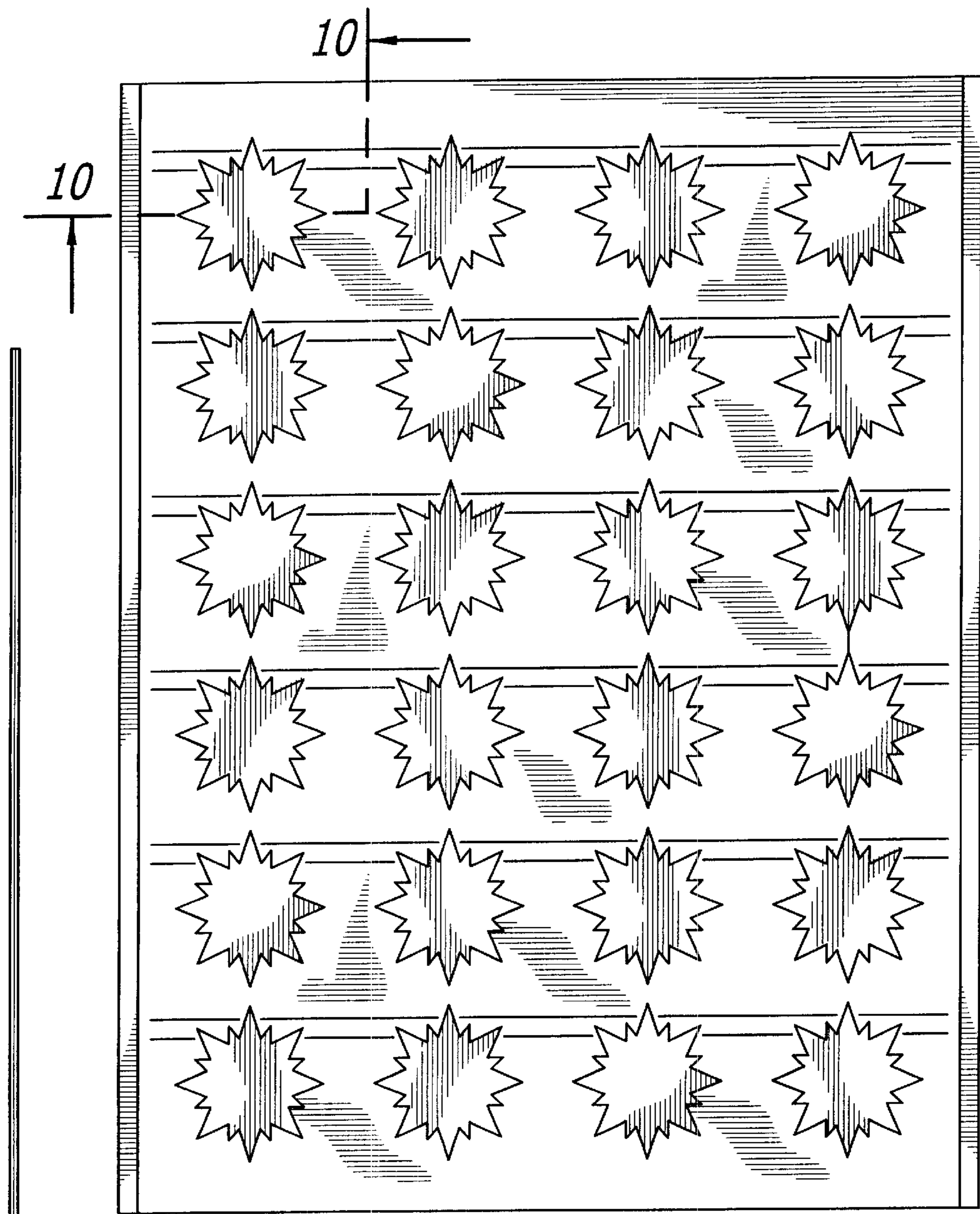


FIG. 6

FIG. 7

FIG. 8

FIG. 9





FIG. 10