



US00D471931S

(12) **United States Design Patent**
Lecce

(10) **Patent No.:** **US D471,931 S**

(45) **Date of Patent:** **** Mar. 18, 2003**

(54) **WRITING AND DRAWING INSTRUMENT**

(75) Inventor: **Giovanni Lecce**, Settimo Torinese (IT)

(73) Assignee: **Quadrinvest S.p.A.**, Turin (IT)

(**) Term: **14 Years**

(21) Appl. No.: **29/160,239**

(22) Filed: **May 6, 2002**

(30) **Foreign Application Priority Data**

Jan. 24, 2002 (IT) MI0200051

(51) **LOC (7) Cl.** **19-06**

(52) **U.S. Cl.** **D19/51; D19/56**

(58) **Field of Search** D19/35, 36, 41-51,
D19/53-58, 81-85; 401/99, 100, 101, 103-106,
107-110, 111-117, 209, 6, 7, 88

(56) **References Cited**

U.S. PATENT DOCUMENTS

D228,369 S * 9/1973 Longarzo D19/51
D338,039 S * 8/1993 Takahashi D19/51

D364,424 S * 11/1995 Shimizu D19/51
D375,525 S * 11/1996 Gacia D19/51
D398,643 S * 9/1998 Izushima D19/51
D402,695 S * 12/1998 Izushima D19/51

* cited by examiner

Primary Examiner—Martie K. Holtje

(74) *Attorney, Agent, or Firm*—Abelman, Frayne & Schwab


(57) **CLAIM**

The ornamental design for writing and drawing instrument, as shown and described.

DESCRIPTION

FIG. 1 is a perspective view showing the new writing and drawing instrument design;
FIG. 2 is a front view thereof;
FIG. 3 is a side view thereof;
FIG. 4 is a view thereof where the instrument has been rotated approximately 180° with respect to the view shown in FIG. 2; and,
FIG. 5 is a bottom view thereof.

1 Claim, 2 Drawing Sheets



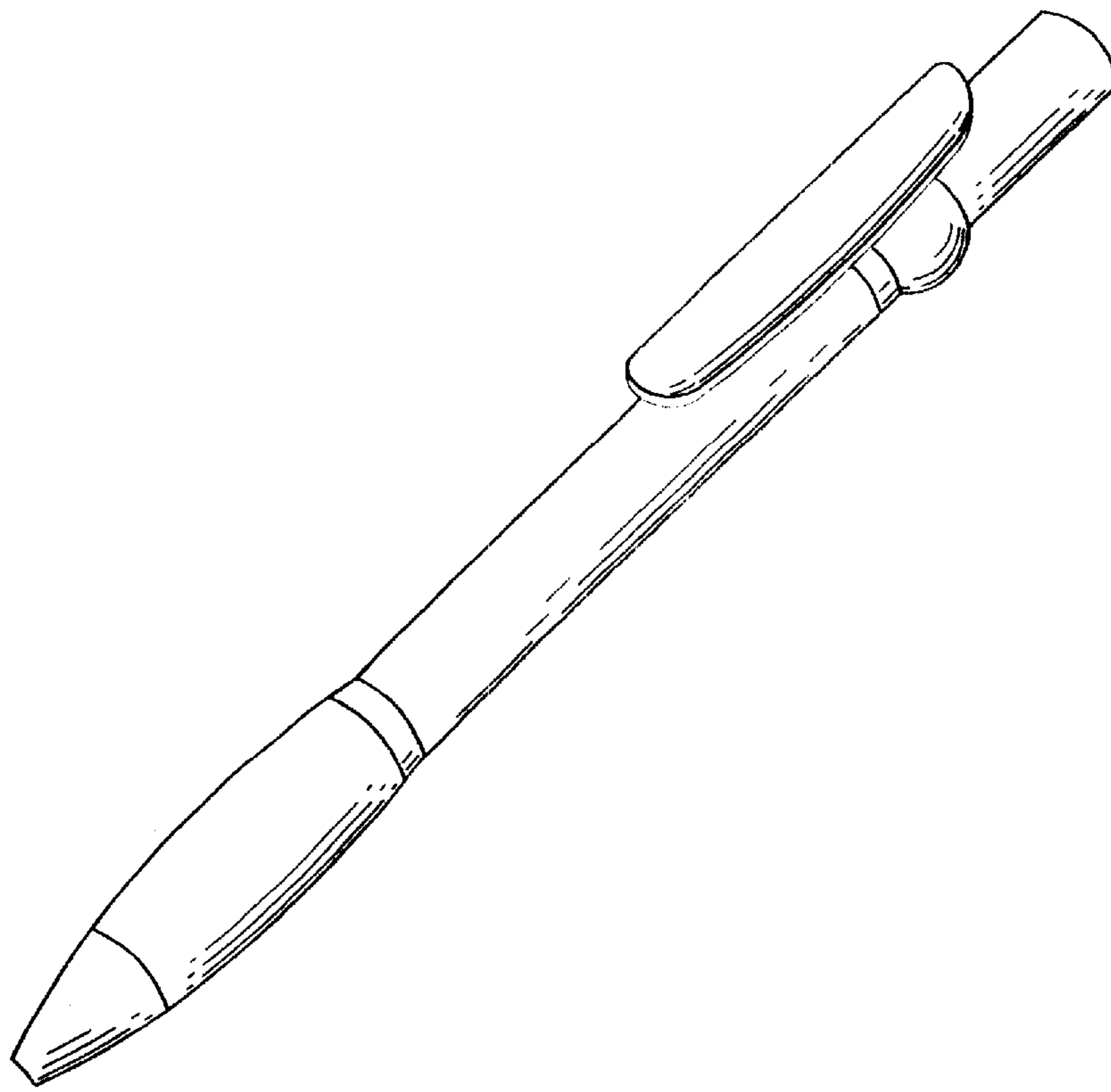


Fig. 1

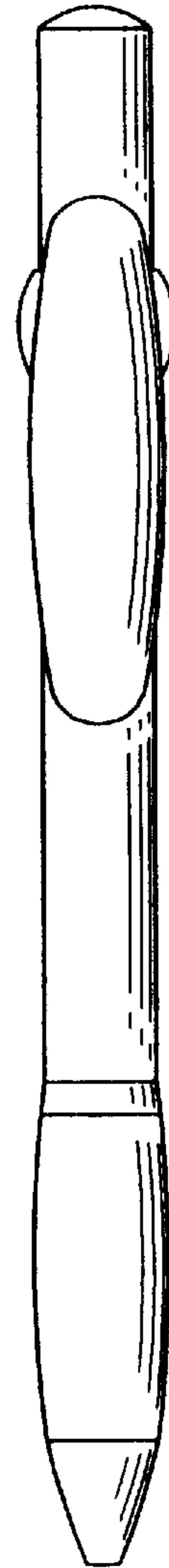


Fig. 2

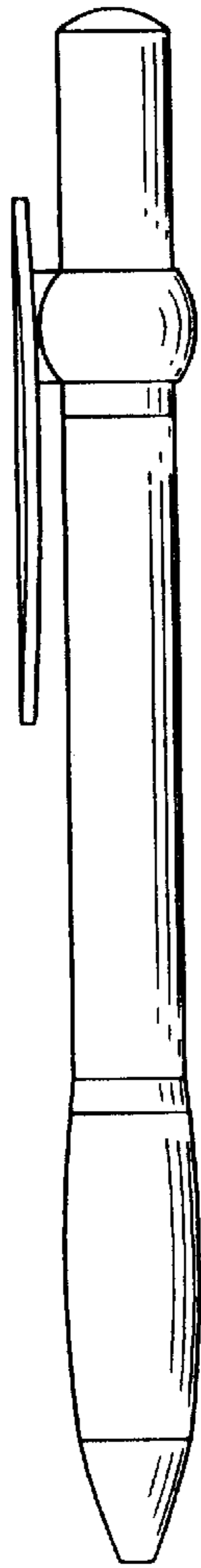


Fig. 3




Fig. 4

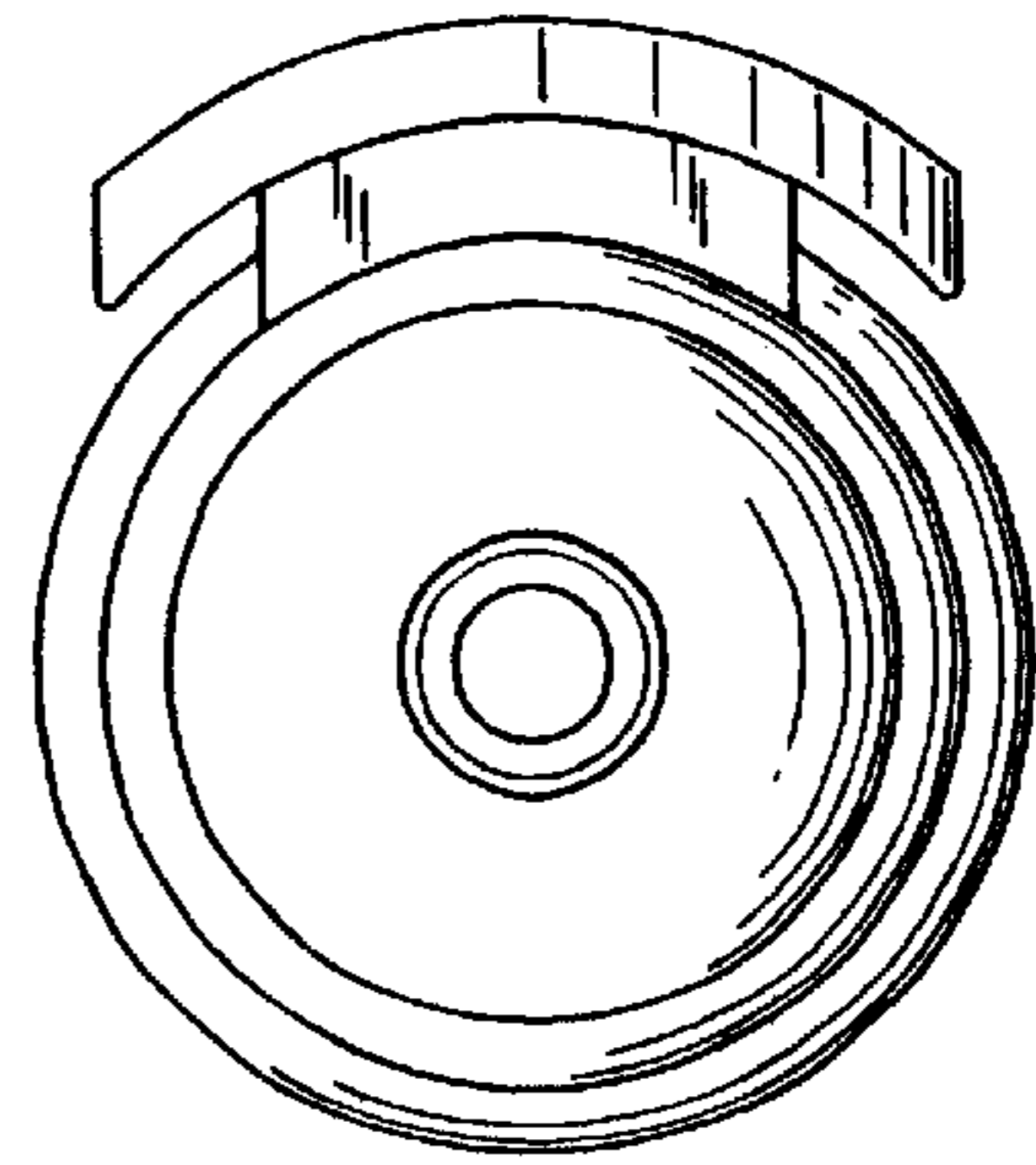


Fig. 5