



US00D471923S

(12) **United States Design Patent**
Park et al.

(10) **Patent No.:** **US D471,923 S**

(45) **Date of Patent:** **** Mar. 18, 2003**

(54) **COOLING DUCT FOR REFRIGERATOR**

5,787,725 A * 8/1998 Shin 62/276

(75) Inventors: **Hyung Geol Park**, Seoul (KR); **Kun Jun Seok**, Seoul (KR)

* cited by examiner

Primary Examiner—Mitchell Siegel

(73) Assignee: **LG Electronics Inc.**, Seoul (KR)

(74) *Attorney, Agent, or Firm*—Birch, Stewart, Kolasch & Birch, LLP

(**) Term: **14 Years**

(57) **CLAIM**

(21) Appl. No.: **29/150,568**

The ornamental design for cooling duct for refrigerator, as shown and described.

(22) Filed: **Nov. 21, 2001**

DESCRIPTION

(30) **Foreign Application Priority Data**

Jun. 12, 2001 (KR) 01-15912

FIG. 1 is a perspective view of cooling duct for refrigerator showing the new design;

(51) **LOC (7) Cl.** **15-07**

FIG. 2 is a front view thereof;

(52) **U.S. Cl.** **D15/89**

FIG. 3 is a rear elevational view thereof;

(58) **Field of Search** D15/79, 81, 85,
D15/88, 89; 62/187, 276, 404-408

FIG. 4 is a left-side elevational view thereof;

FIG. 5 is a right-side elevational view thereof;

FIG. 6 is a top plan view thereof;

FIG. 7 is a bottom plan view thereof; and,

FIG. 8 is a referential view 1 thereof.

(56) **References Cited**

The broken line showing is for illustrative purposes only and forms no part of the claimed design.

U.S. PATENT DOCUMENTS

D143,060 S * 12/1945 Connell D15/89

3,630,046 A * 12/1971 Boor 62/187

1 Claim, 5 Drawing Sheets

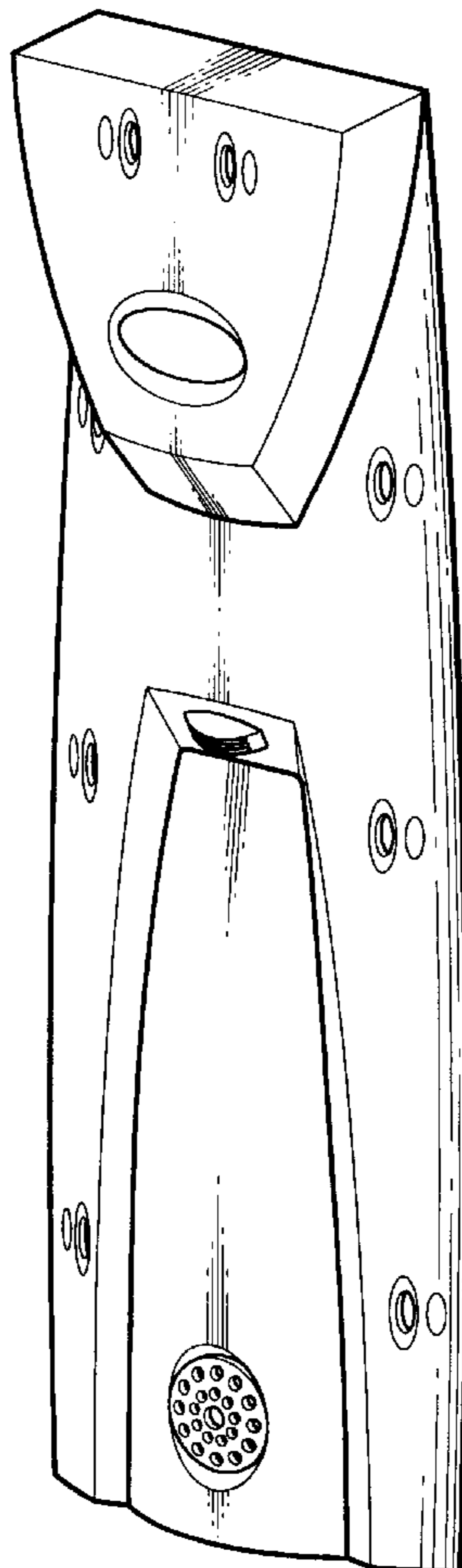


FIG. 1

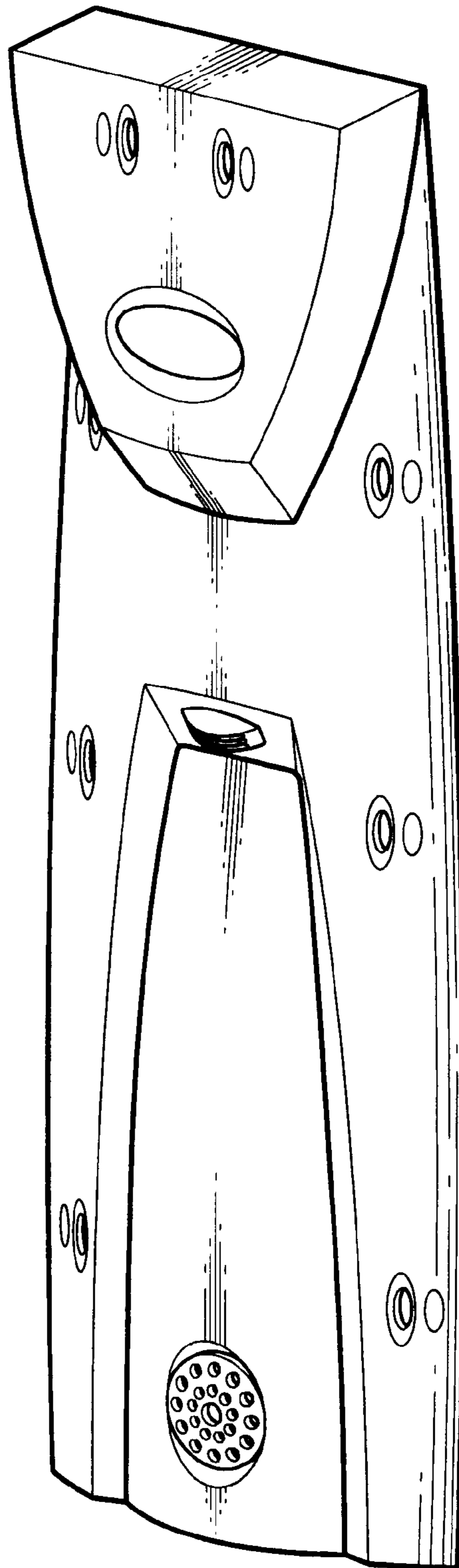


FIG. 2

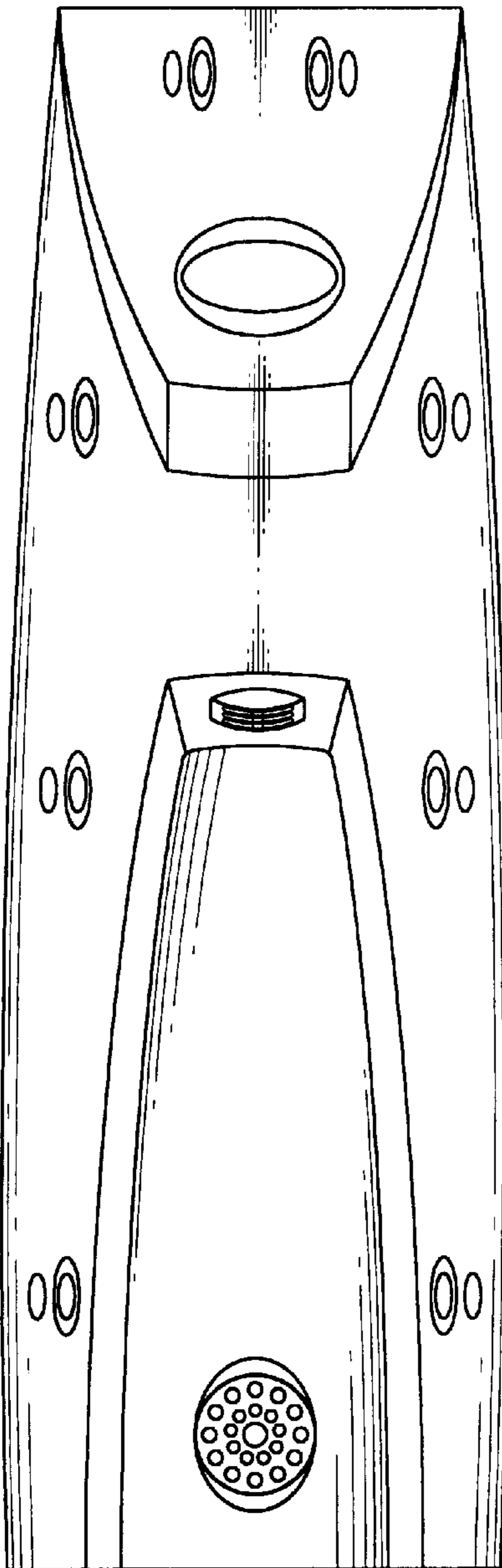


FIG. 3

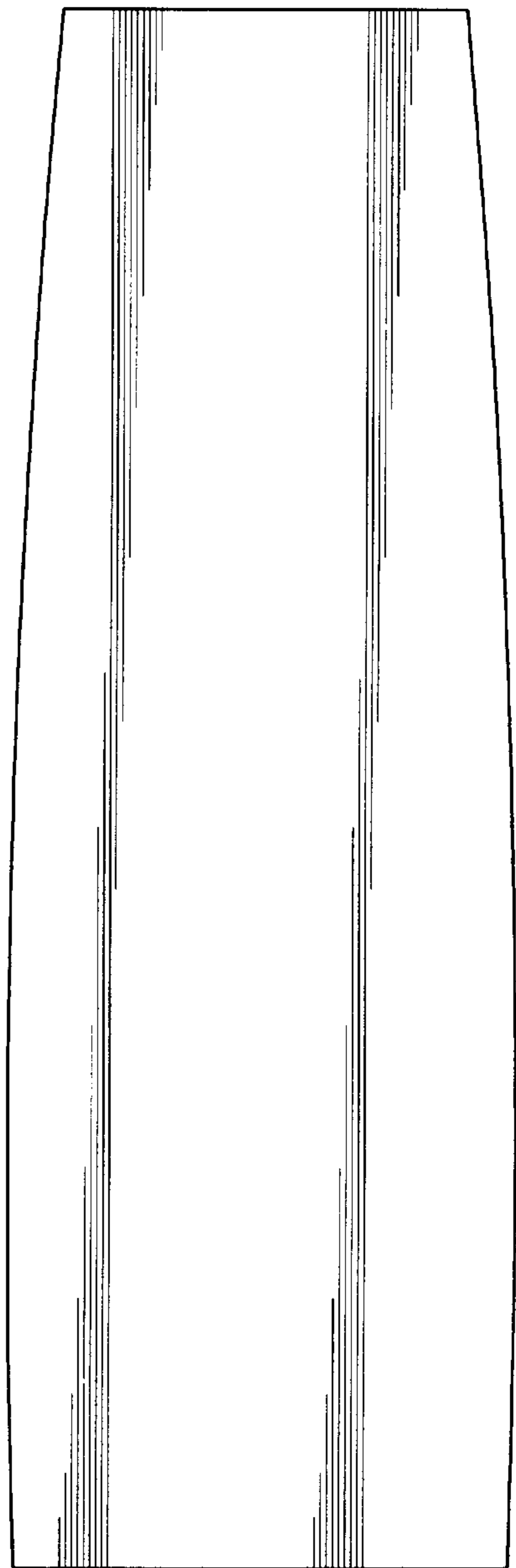


FIG. 4

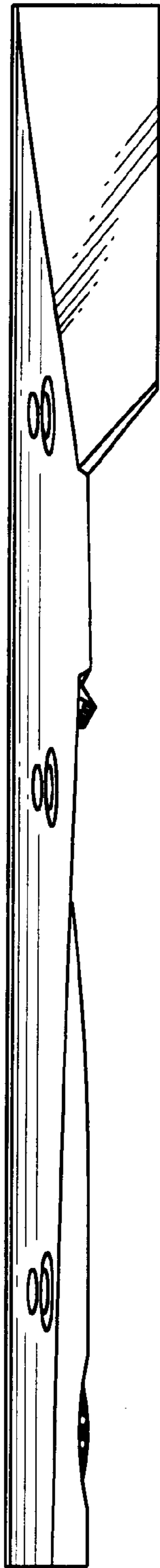


FIG. 5



FIG. 6

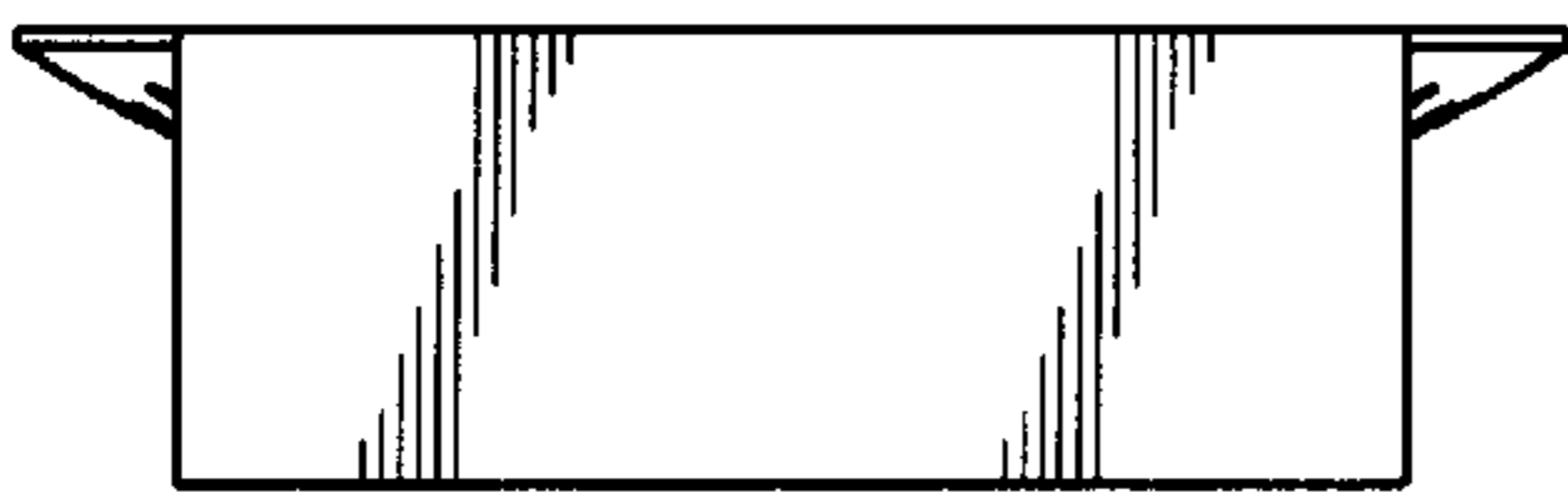


FIG. 7

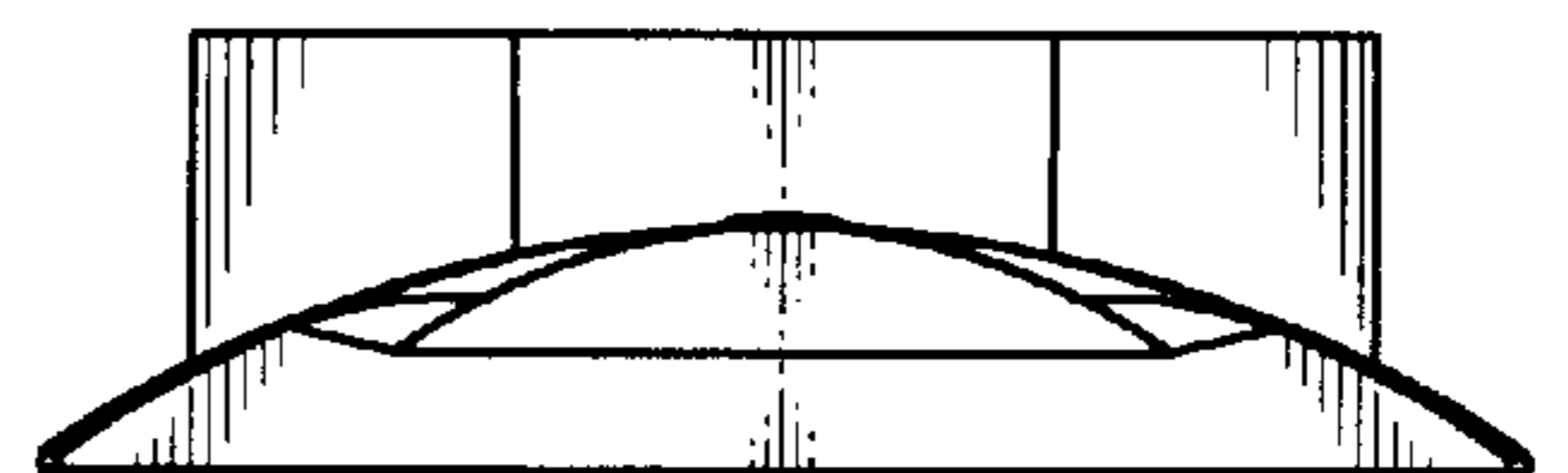


FIG. 8

