



US00D471921S

(12) **United States Design Patent**
Thomas

(10) **Patent No.:** **US D471,921 S**

(45) **Date of Patent:** **** Mar. 18, 2003**

(54) **TRACK DESIGN**

(75) **Inventor:** **Richard Alan Thomas**, Hartville, OH (US)

(73) **Assignee:** **The Goodyear Tire & Rubber Company**, Akron, OH (US)

(**) **Term:** **14 Years**

(21) **Appl. No.:** **29/155,134**

(22) **Filed:** **Feb. 4, 2002**

(51) **LOC (7) Cl.** **15-03**

(52) **U.S. Cl.** **D15/28**

(58) **Field of Search** D15/24, 28; 152/352, 152/353, 209.12, 209.11, 209.14; 305/177, 200, 202, 187, 40, 53

(56) **References Cited**

U.S. PATENT DOCUMENTS

2,470,801	A	*	5/1949	Boltman	305/202
3,484,140	A	*	12/1969	Grenier	305/200
3,730,245	A	*	5/1973	Kusunoki et al.	152/209.11
3,939,890	A	*	2/1976	Abe	152/209.14
4,640,377	A	*	2/1987	Wossner	152/209.12

D298,018	S	*	10/1988	Cartwright	D15/28
D309,314	S	*	7/1990	Grawey et al.	D15/28
D365,826	S	*	1/1996	Chandler	D51/28
D365,827	S	*	1/1996	Chandler	D15/28
6,176,557	B1	*	1/2001	Ono	305/177
D451,523	S	*	12/2001	Bonko et al.	D15/28
D454,890	S	*	3/2002	Tsuru	D15/28
D455,444	S	*	4/2002	Tsuru	D15/28

* cited by examiner

Primary Examiner—Mitchell Siegel

(74) *Attorney, Agent, or Firm*—David L. King

(57) **CLAIM**

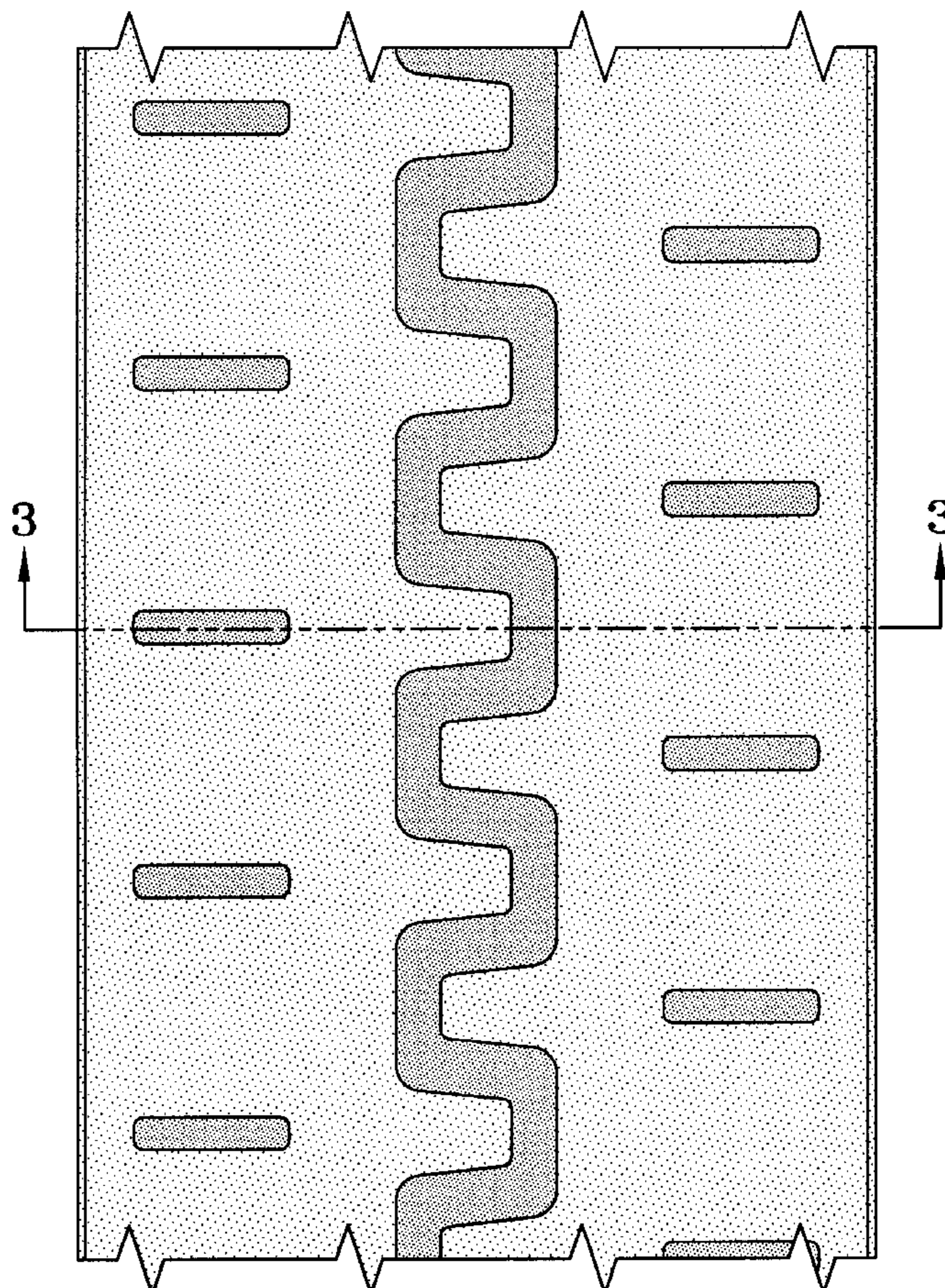
The ornamental Design for a track design, as shown and described.

DESCRIPTION

FIG. 1 is a top plan view for a track design; FIG. 2 is a side view thereof; and, FIG. 3 is a cross sectional view taken on line 3—3 of FIG. 1.

In the drawings, the broken lines shown in FIGS. 2 and 3 show interior drive lugs which do not form a part of the claimed invention.

1 Claim, 1 Drawing Sheet



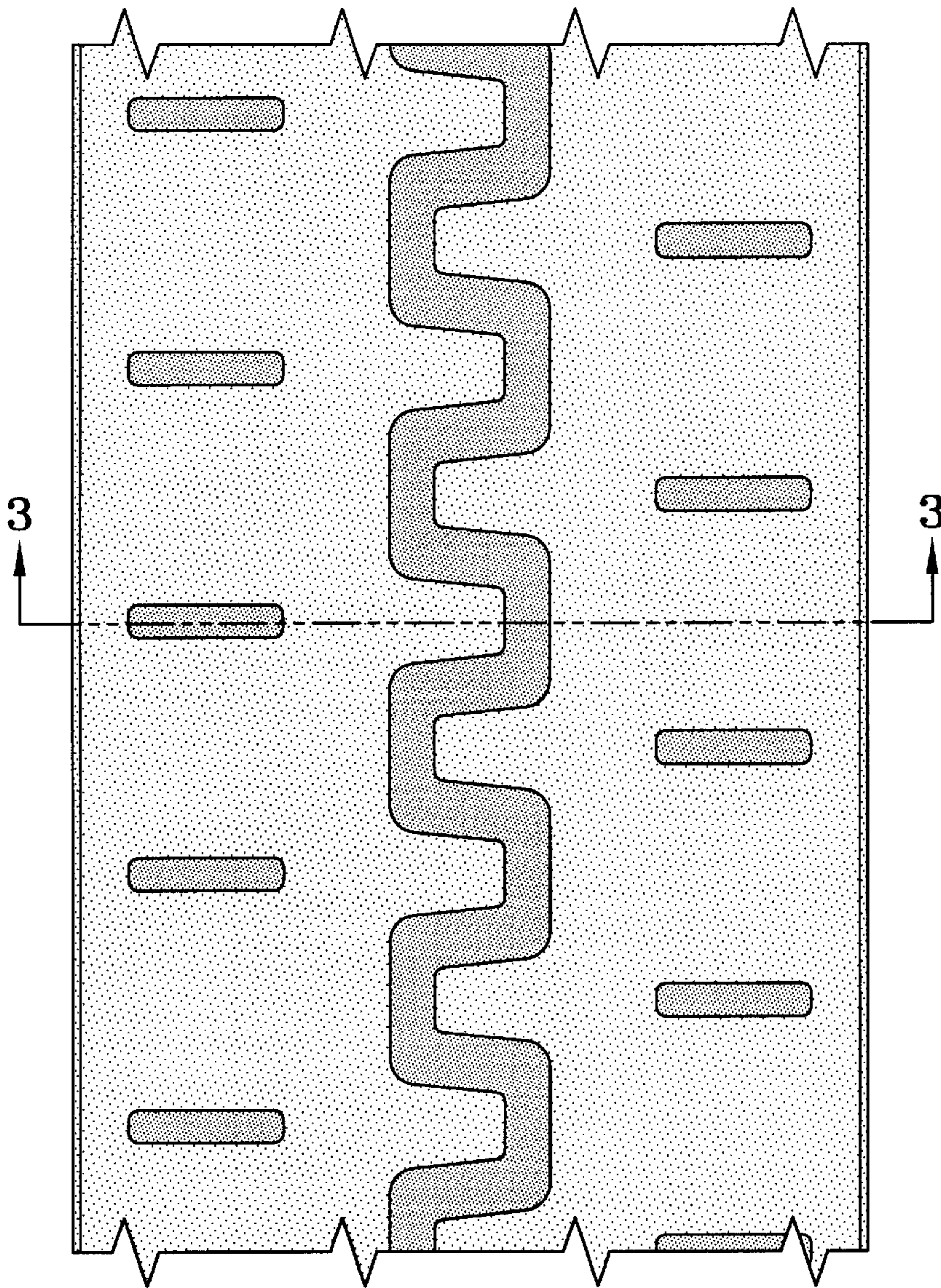


FIG-1

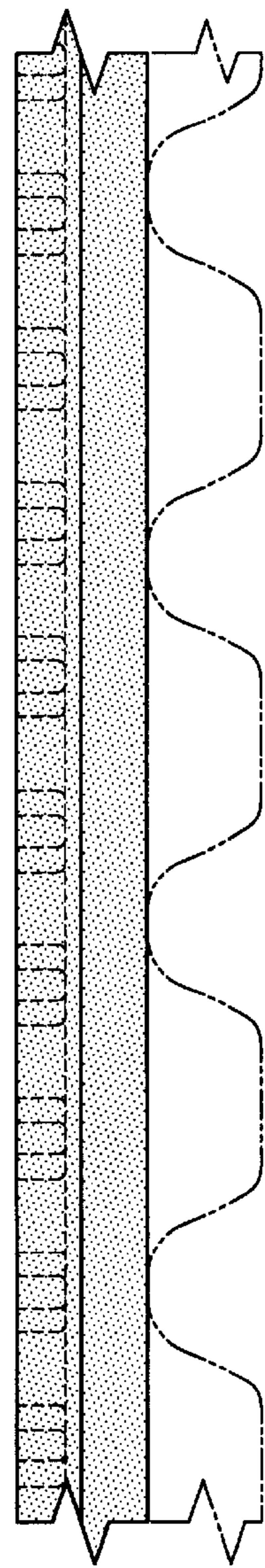


FIG-2

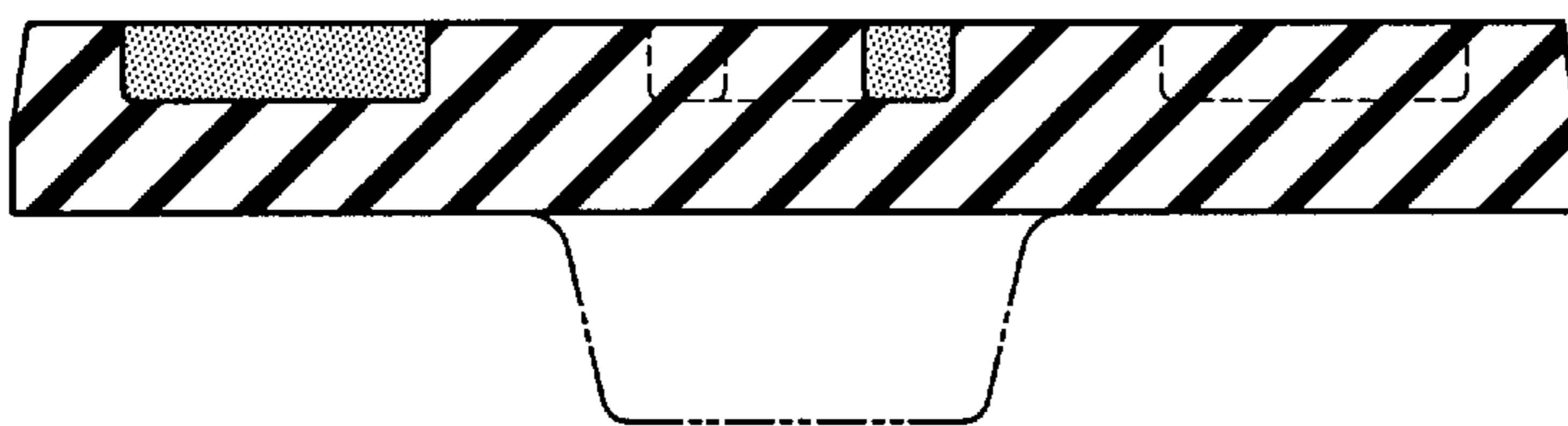


FIG-3