



US00D471909S

(12) **United States Design Patent**
Tritschler

(10) **Patent No.:** **US D471,909 S**

(45) **Date of Patent:** **** Mar. 18, 2003**

(54) **KEYBOARD WITH ROLLER**

D346,796 S * 5/1994 Pangburn D14/397
D410,454 S * 6/1999 Chen D14/398

(75) Inventor: **Keith J. Tritschler**, Dublin (IE)

* cited by examiner

(73) Assignee: **Logitech Europe S.A.**,
Romanel-sur-Morges (CH)

Primary Examiner—Freda Nunn

(**) Term: **14 Years**

(74) *Attorney, Agent, or Firm*—Townsend and Townsend
and Crew LLP

(21) Appl. No.: **29/122,563**

(57) **CLAIM**

(22) Filed: **Apr. 28, 2000**

The ornamental design for a keyboard with roller, as shown
and described.

(51) **LOC (7) Cl.** **14-02**

DESCRIPTION

(52) **U.S. Cl.** **D14/391**

(58) **Field of Search** D14/391-394,
D14/396-398; D18/1, 2, 7; 178/17 A, 17 C;
200/5 A, 5 R, 6 A, 6 R; 235/145 A, 145 R;
345/160, 168; 341/22, 23; 400/484-489

FIG. 1 is a top plan view of a keyboard with roller showing
my new design;
FIG. 2 is a front elevational view thereof;
FIG. 3 is a left side elevational view thereof;
FIG. 4 is a right side elevational view thereof; and,
FIG. 5 is a rear elevational view thereof.

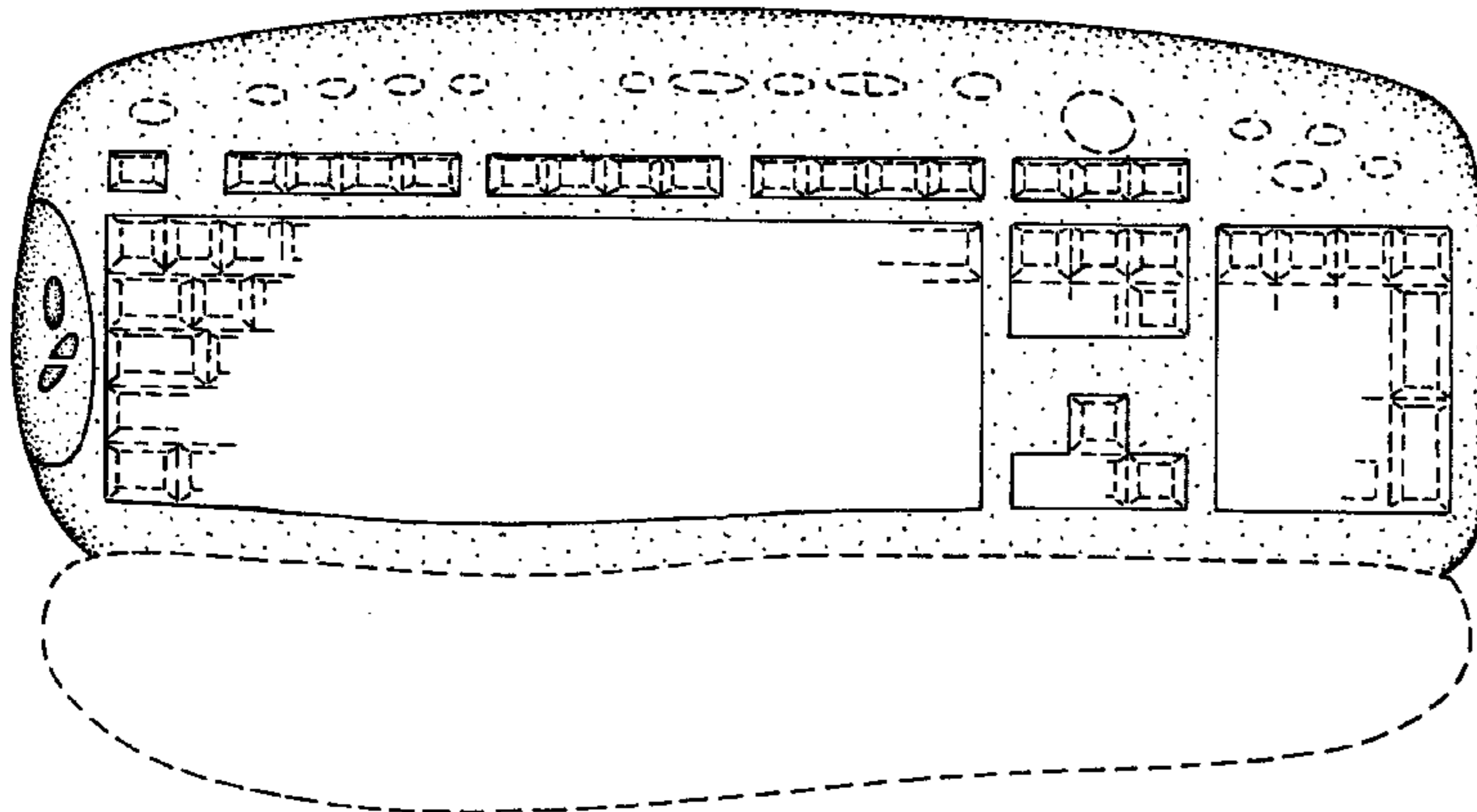
(56) **References Cited**

The broken lines are shown in the views for illustrative
purposes only and form no part of the claimed design.

U.S. PATENT DOCUMENTS

D325,199 S * 4/1992 Gowda et al. D14/396

1 Claim, 2 Drawing Sheets



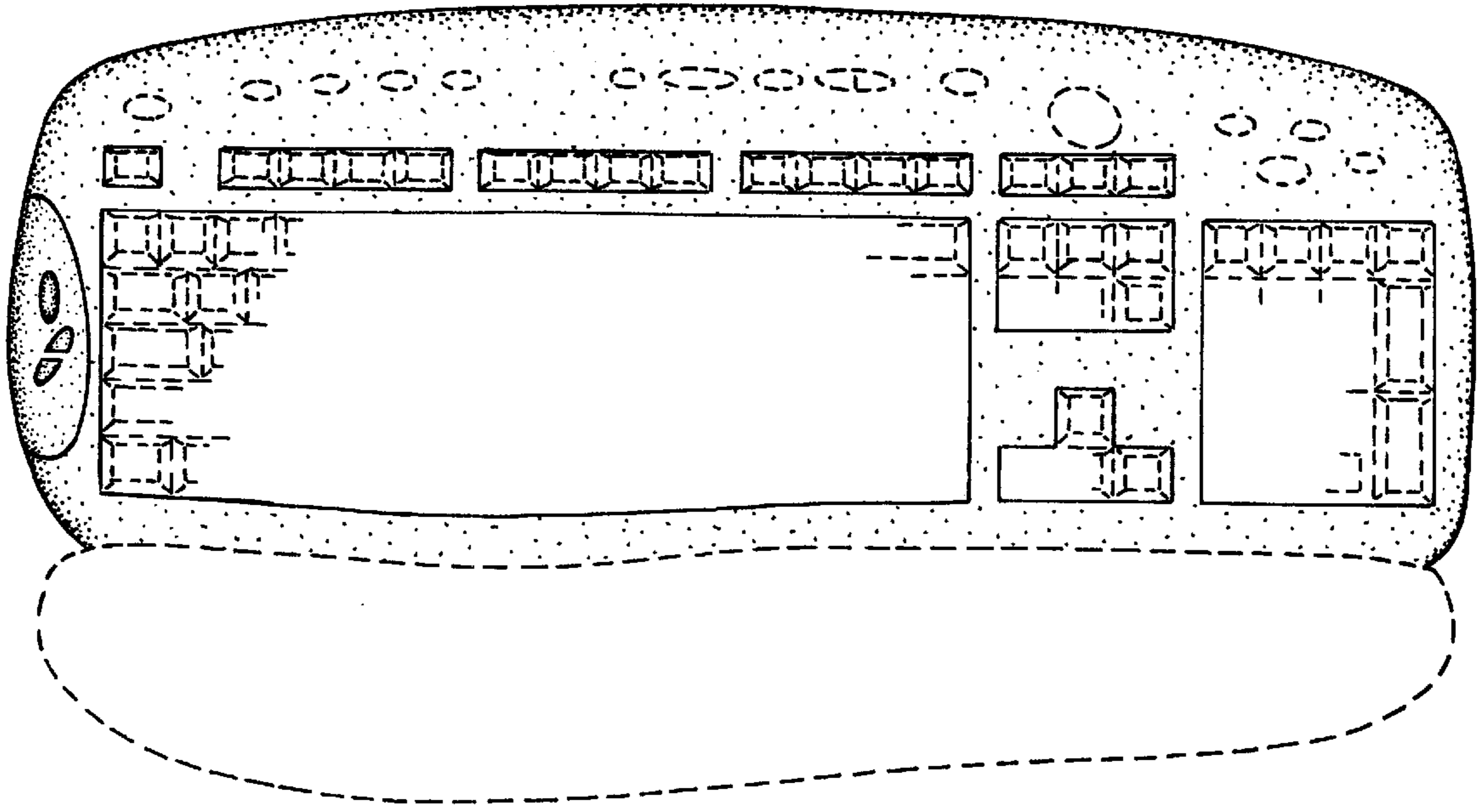


FIG. 1.




FIG. 2.




FIG. 3.




FIG. 4.




FIG. 5.