



US00D471903S

(12) **United States Design Patent**  
**Burns et al.**

(10) **Patent No.:** **US D471,903 S**  
(45) **Date of Patent:** **\*\* Mar. 18, 2003**

(54) **KEY ARRANGEMENT FOR A HANDSET**  
(75) Inventors: **Duncan Burns**, Dallas, TX (US);  
**Jamie Langford**, Grapevine, TX (US)  
(73) Assignee: **Nokia Corporation**, Espoo (FI)  
(\*\*) Term: **14 Years**  
(21) Appl. No.: **29/155,692**  
(22) Filed: **Feb. 14, 2002**  
(51) **LOC (7) Cl.** ..... **14-03**  
(52) **U.S. Cl.** ..... **D14/247**  
(58) **Field of Search** ..... D14/137, 217,  
D14/138, 218, 147-148, 247-249, 144,  
455, 456, 341-347, 338-340, 399, 426,  
387, 396, 392, 398, 429, 453, 194, 391,  
400, 401, 257, 258, 265, 191; 379/433.01-433.13,  
434, 419, 420.01-420.04, 428.01-428.02,  
440, 368-370, 364; 455/550-575, 90; D13/168,  
171, 174; D18/2, 7, 12.2, 12.3; D21/331,  
333

D439,230 S \* 3/2001 Braxton et al. .... D14/138  
D440,561 S \* 4/2001 Kolinen ..... D14/247  
D447,744 S \* 9/2001 Higashi et al. .... D14/247  
D448,021 S \* 9/2001 Arbisi et al. .... D14/248  
D448,367 S \* 9/2001 Johansson ..... D14/247  
D450,690 S \* 11/2001 Higashi et al. .... D14/247  
D451,079 S \* 11/2001 Ali ..... D14/138  
D451,503 S \* 12/2001 Langford et al. .... D14/248  
D455,421 S \* 4/2002 Lee ..... D14/247  
D455,737 S \* 4/2002 Salmi et al. .... D14/247  
D456,798 S \* 5/2002 Kolinen ..... D14/248  
D457,883 S \* 5/2002 Sugioka et al. .... D14/342  
D459,324 S \* 6/2002 Ahlgren ..... D14/138  
D459,327 S \* 6/2002 Ali ..... D14/138  
D459,328 S \* 6/2002 Kurimoto ..... D14/138  
D459,344 S \* 6/2002 Vuolteenaho ..... D14/247  
2001/0040964 A1 \* 11/2001 Deguchi ..... 379/433.01

\* cited by examiner

*Primary Examiner*—Jeffrey Asch  
(74) *Attorney, Agent, or Firm*—Banner & Witcoff, Ltd.

(57) **CLAIM**

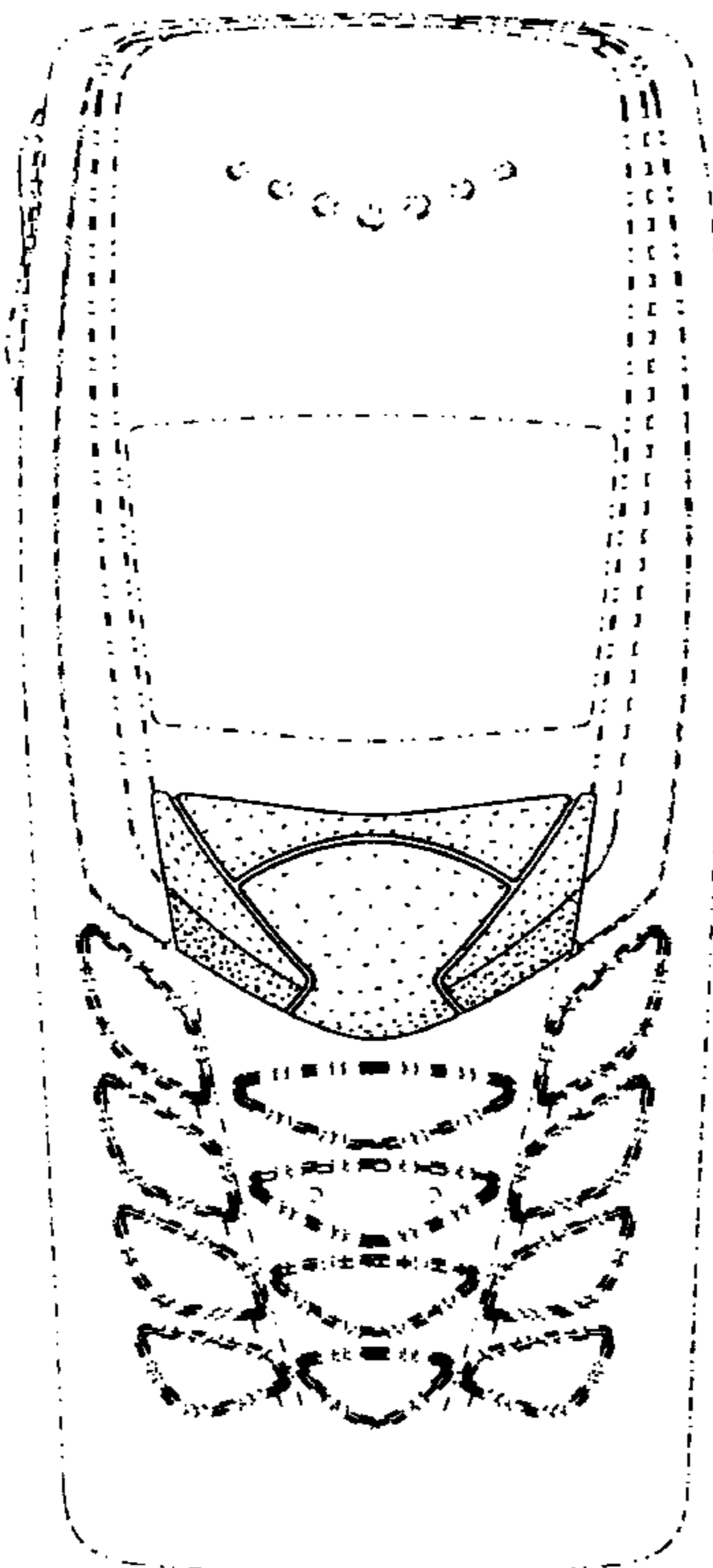
We claim the ornamental design for a key arrangement for a handset, as shown and described.

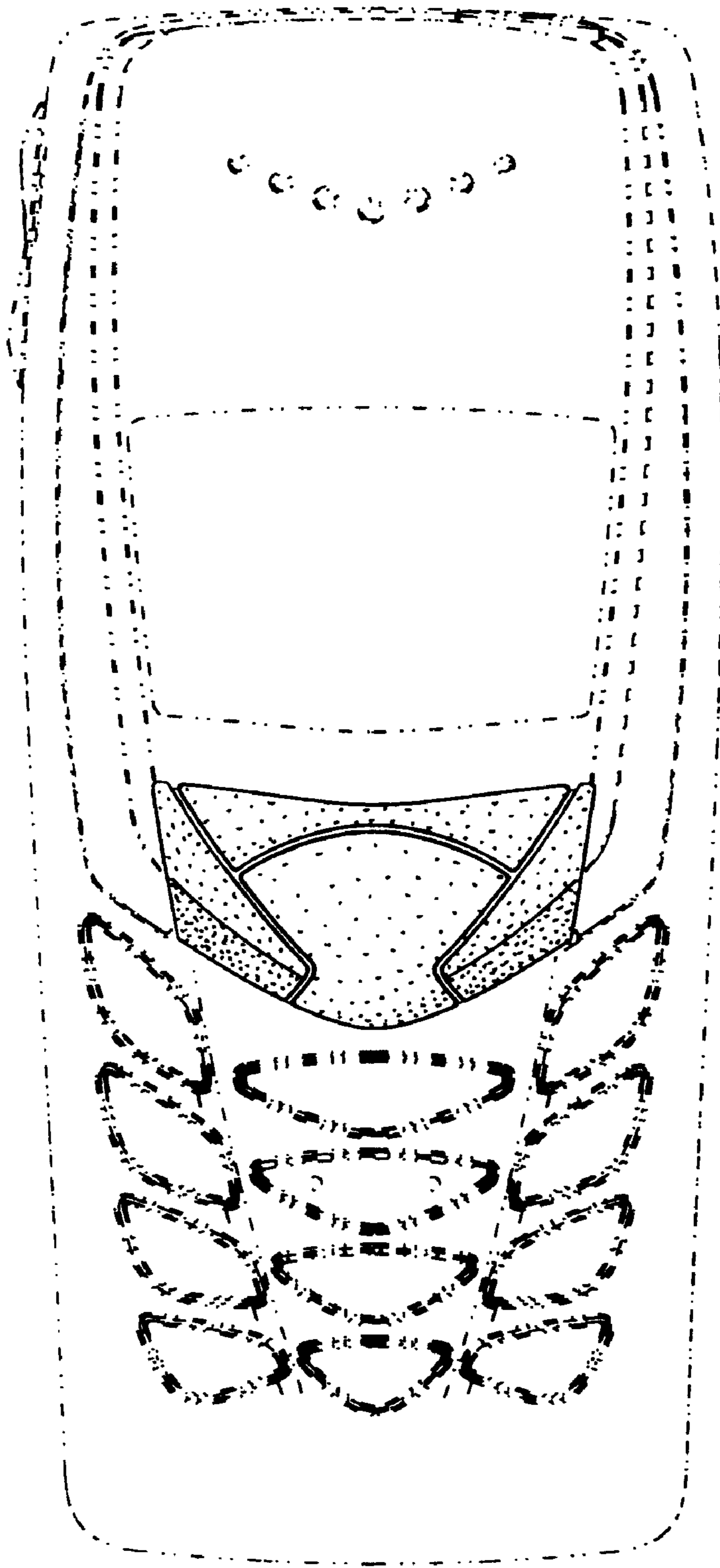
**DESCRIPTION**

FIG. 1 is a front view of the key arrangement for a handset; and,  
FIG. 2 is a perspective front view thereof.  
The broken line showings throughout the drawing views are for illustrative purposes only and form no part of the claimed design.

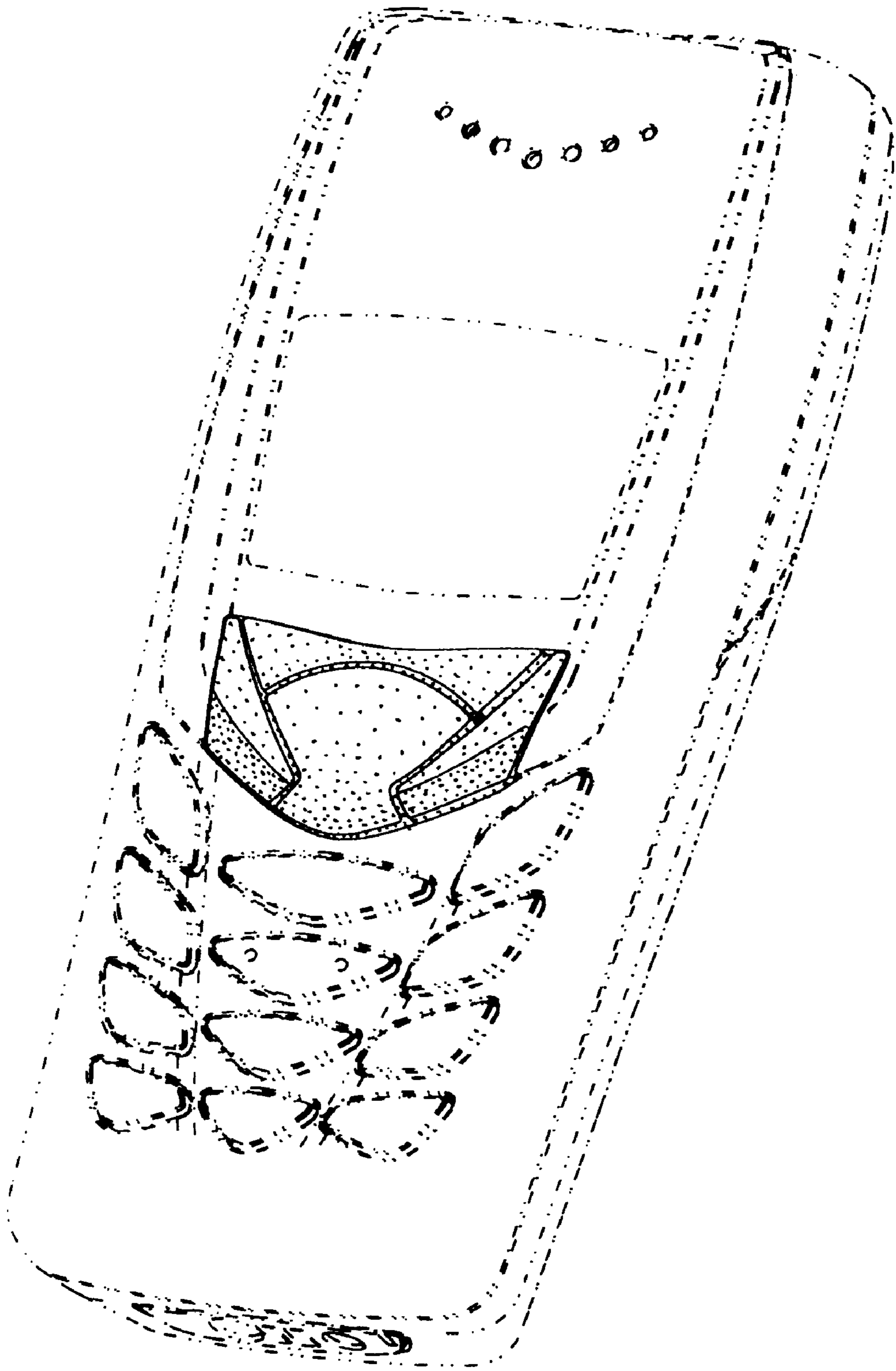
**1 Claim, 2 Drawing Sheets**

(56) **References Cited**  
**U.S. PATENT DOCUMENTS**  
D287,598 S \* 1/1987 Moggridge ..... D14/456  
D409,204 S \* 5/1999 Vuolteenaho ..... D14/247  
D411,536 S \* 6/1999 Page et al. .... D14/137  
D421,611 S \* 3/2000 Nuovo ..... D14/248  
D424,571 S \* 5/2000 Finkbeiner ..... D14/247  
D429,239 S \* 8/2000 Frye et al. .... D14/247  
D434,742 S \* 12/2000 Elkins et al. .... D14/138





**FIG. 1**



**FIG.2**