



US00D471899S

(12) **United States Design Patent**  
**Hovanky et al.**

(10) **Patent No.:** **US D471,899 S**

(45) **Date of Patent:** **\*\* Mar. 18, 2003**

(54) **HORIZONTAL MICROPHONE ARRAY**

(75) Inventors: **Thao Hovanky**, Austin, TX (US);  
**Michael Kenoyer**, Austin, TX (US);  
**Denton Simpson**, Round Rock, TX  
(US); **Peter Chu**, Lexington, MA (US);  
**Richard Washington**, Austin, TX (US);  
**Christopher Ramm**, Watertown, MA  
(US); **Scott Wakefield**, Andover, MA  
(US); **Robert Spaller**, Amesbury, MA  
(US)

(73) Assignee: **Polycom, Inc.**, Milpitas, CA (US)

(\*\*) Term: **14 Years**

(21) Appl. No.: **29/157,667**

(22) Filed: **Mar. 22, 2002**

(51) **LOC (7) Cl.** ..... **14-01**

(52) **U.S. Cl.** ..... **D14/225**

(58) **Field of Search** ..... D14/225, 226,  
D14/227, 228, 229; 381/91, 122, 155, 159,  
168, 169, 170; 379/420, 444; D16/131;  
248/118, 118.5; D6/501

(56) **References Cited**

**U.S. PATENT DOCUMENTS**

D159,514 S \* 8/1950 Perlmutter ..... D6/501  
D257,346 S \* 10/1980 Garrigus et al. .... D14/228

D327,479 S \* 6/1992 Britz ..... D14/225  
D346,816 S \* 5/1994 Kline et al. .... D16/131  
D367,435 S \* 2/1996 Stewart et al. .... D14/255 X  
5,605,311 A \* 2/1997 McGrath et al. .... 248/118  
6,454,224 B1 \* 9/2002 Nogueira ..... 248/118.5

\* cited by examiner

*Primary Examiner*—Paula A. Mortimer

(74) *Attorney, Agent, or Firm*—Carr & Ferrell LLP

(57) **CLAIM**

The ornamental design for an horizontal microphone array,  
as shown and described.

**DESCRIPTION**

FIG. 1 is a perspective view of a horizontal microphone  
array showing the front and top of our new design;

FIG. 2 is front plan view of the horizontal microphone array  
of FIG. 1;

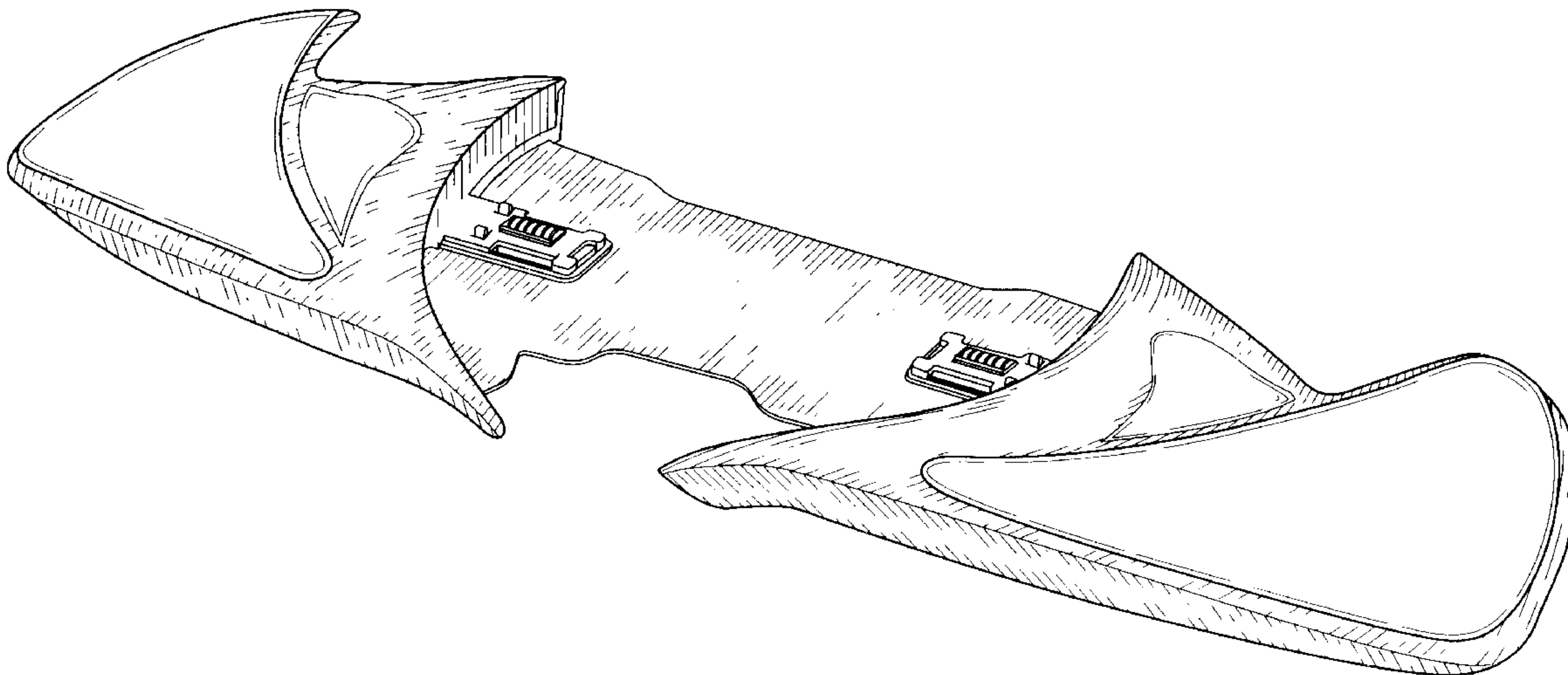
FIG. 3 is a rear plan view of the horizontal microphone array  
of FIG. 1;

FIG. 4 is a left side plan view of the horizontal microphone  
array of FIG. 1; the right side plan view is a mirror image  
of the left side view and is therefore not shown;

FIG. 5 is a top view of the horizontal microphone array of  
FIG. 1; and,

FIG. 6 is a bottom view of the horizontal microphone array  
of FIG. 1.

**1 Claim, 4 Drawing Sheets**



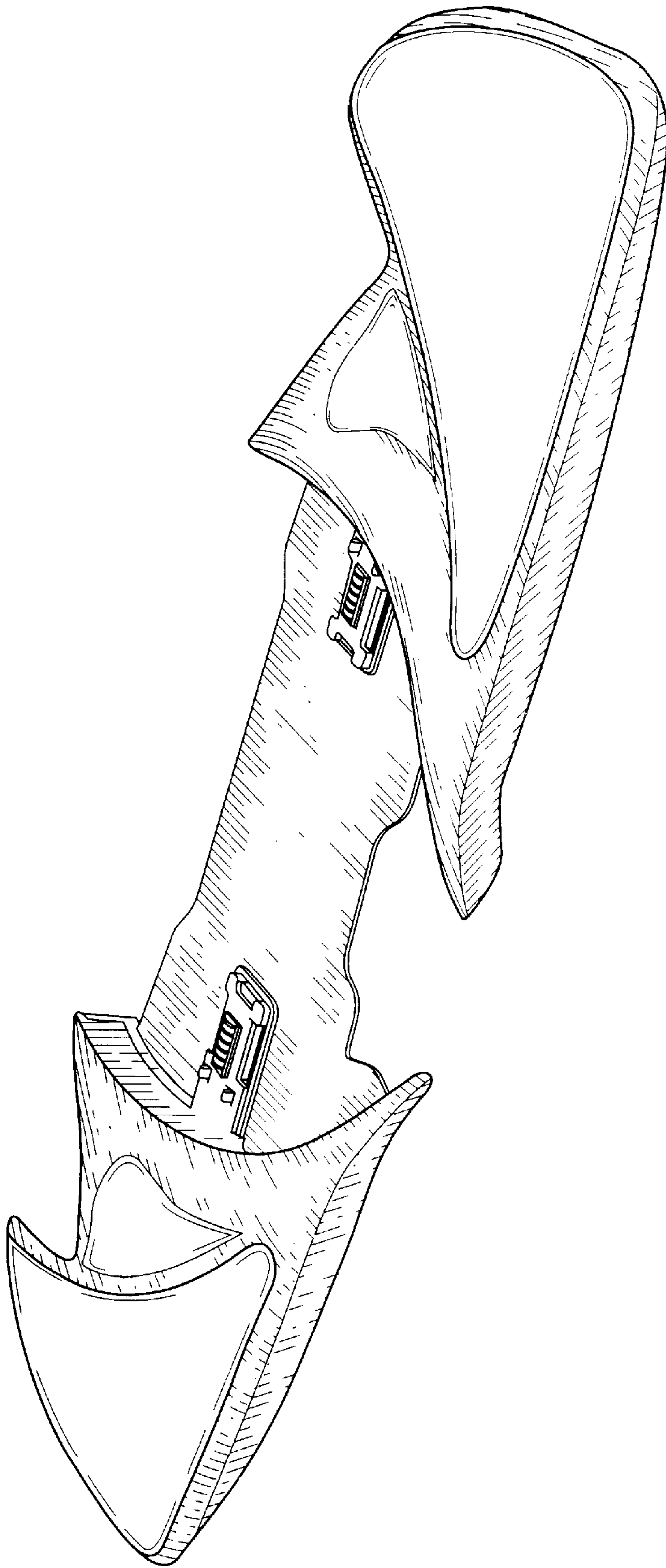




FIG. 1



**FIG. 2**



**FIG. 3**

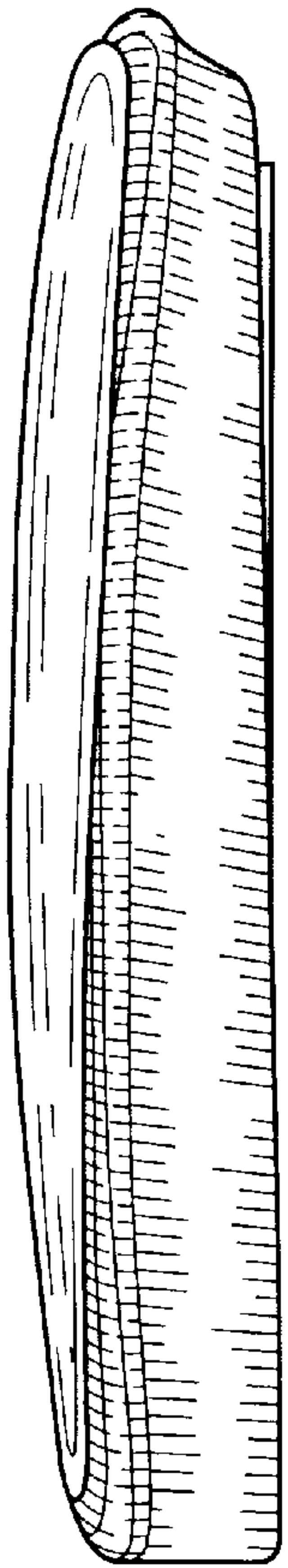


FIG. 4

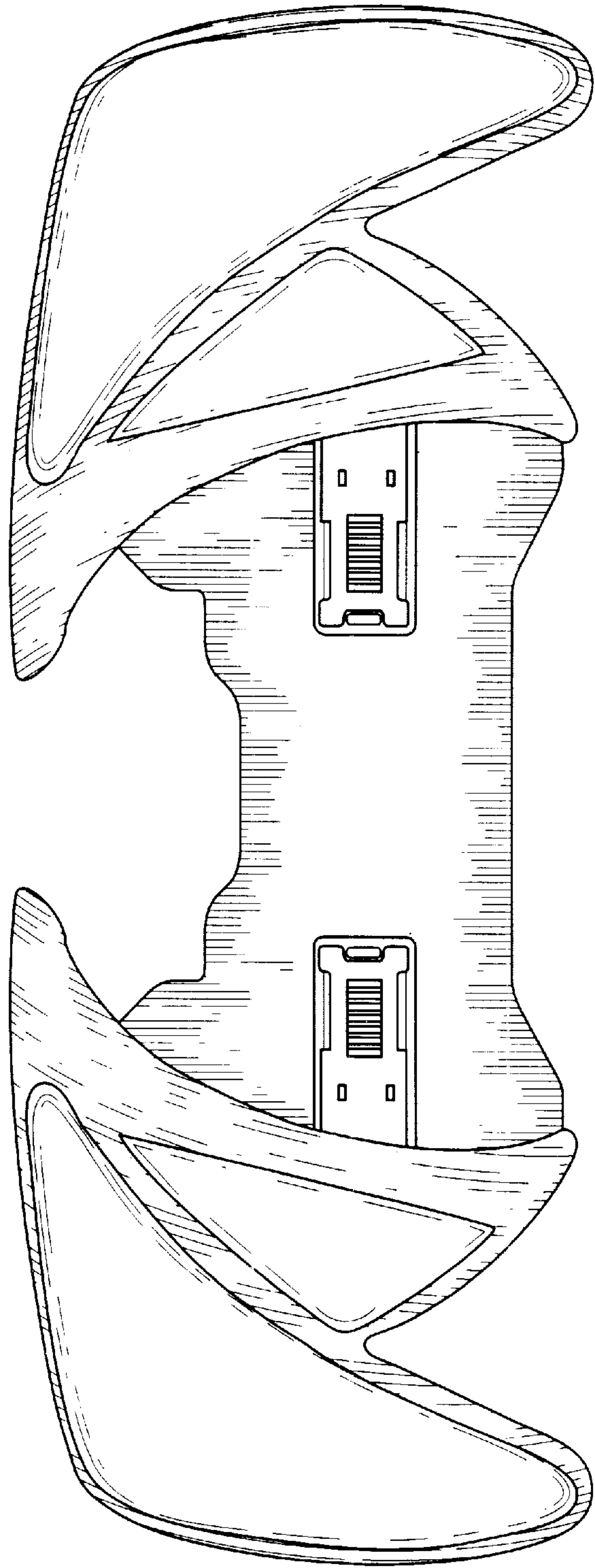


FIG. 5



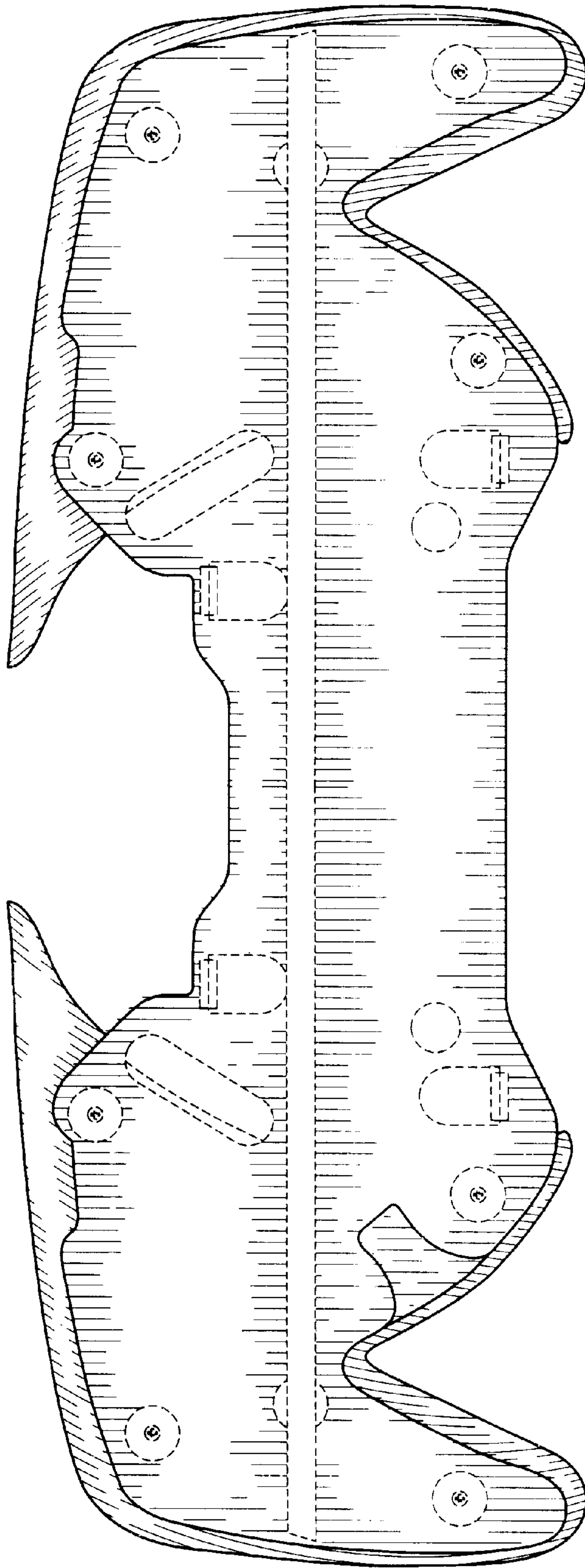


FIG. 6