



US00D471859S

(12) **United States Design Patent**
Fukunaga et al.

(10) **Patent No.:** **US D471,859 S**
(45) **Date of Patent:** **** Mar. 18, 2003**

(54) **TREAD PORTION OF AN AUTOMOBILE TIRE**

Bridgestone Potenza RE910 Tire, 2001 Tread Design Guide, Jan. 2001, p. 18. 2/2.*

(75) Inventors: **Takayuki Fukunaga**, Chuo-ku (JP); **Yasuo Himuro**, Chuo-ku (JP); **Isao Kuwayama**, Chuo-ku (JP); **Takahiro Tahira**, Chuo-ku (JP)

GT Tire USA Champiro GTX-60 Tire, 2001 Tread Design Guide, Jan. 2001, p. 37. 2/5.*

* cited by examiner

(73) Assignee: **Bridgestone Corporation**, Tokyo (JP)

Primary Examiner—Robert M. Spear

(**) Term: **14 Years**

(74) *Attorney, Agent, or Firm*—Sughrue Mion, PLLC

(21) Appl. No.: **29/157,546**

(57) **CLAIM**

(22) Filed: **Mar. 22, 2002**

The ornamental design for a tread portion of an automobile tire, as shown and described.

(30) **Foreign Application Priority Data**

DESCRIPTION

Sep. 28, 2001 (JP) 2001-028376

(51) **LOC (7) Cl.** **12-15**

(52) **U.S. Cl.** **D12/584**

(58) **Field of Search** D12/534, 547, D12/548, 549, 550, 569, 582, 583, 584, 585; 152/209.1, 209.9, 209.25, 209.28

FIG. 1 is a perspective view of a tread portion of an automobile tire showing my new design, it being understood that the tread pattern repeats uniformly throughout the circumference of the tire;

FIG. 2 is a front view thereof, a top view, a bottom view and a rear view being identical with the front view;

FIG. 3 is a left side view thereof, a right side view being identical with the left side view;

FIG. 4 is an enlarged fragmentary front view thereof; and,

FIG. 5 is a cross-sectional view thereof taken along line 5—5 in FIG. 4.

The portion of the article shown in broken lines is for illustrative purpose only and forms no part of the claimed design.

(56) **References Cited**

U.S. PATENT DOCUMENTS

- D410,601 S * 6/1999 Murata et al. D12/585
- D415,984 S * 11/1999 Allison et al. D12/584
- D451,854 S * 12/2001 Hanya D12/585

OTHER PUBLICATIONS

Michelin XHR Tire, 2000 Tread Design Guide, Jan. 2000, p. 48. 2/1.*

Pirelli P6000 Tire, 2000 Tread Design Guide, Jan. 2000, p. 55. 4/4.*

1 Claim, 5 Drawing Sheets

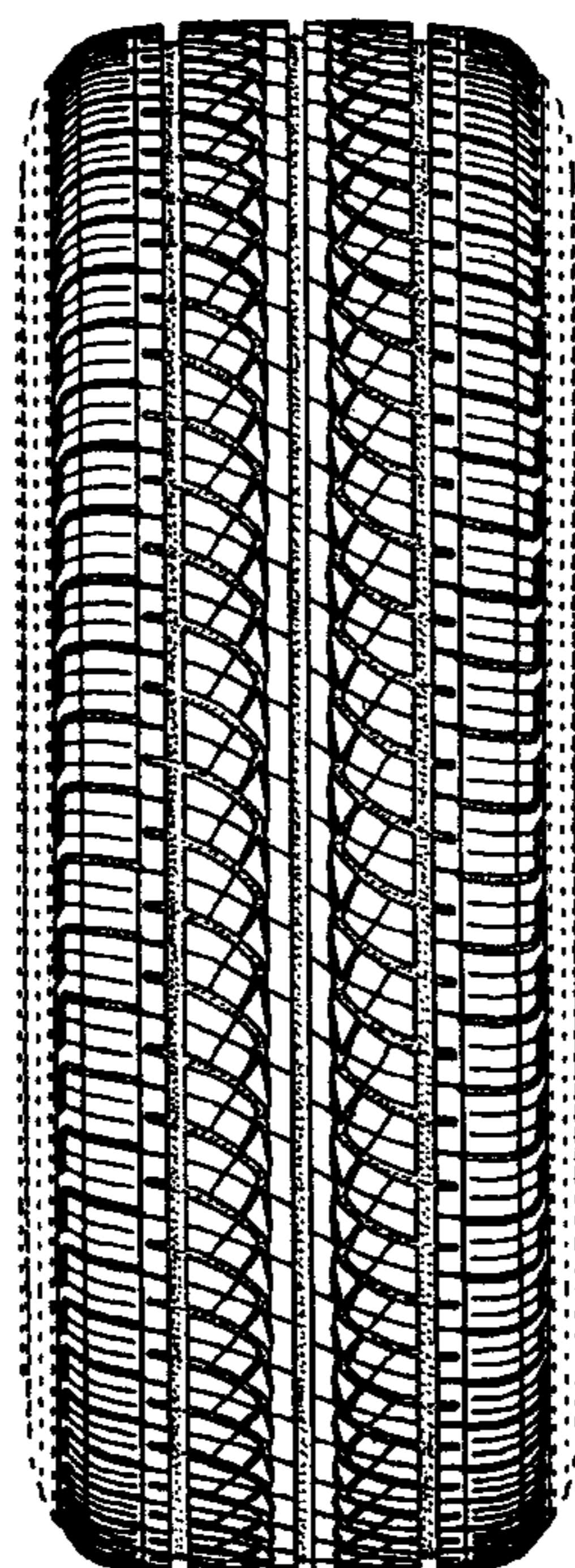


FIG. 1

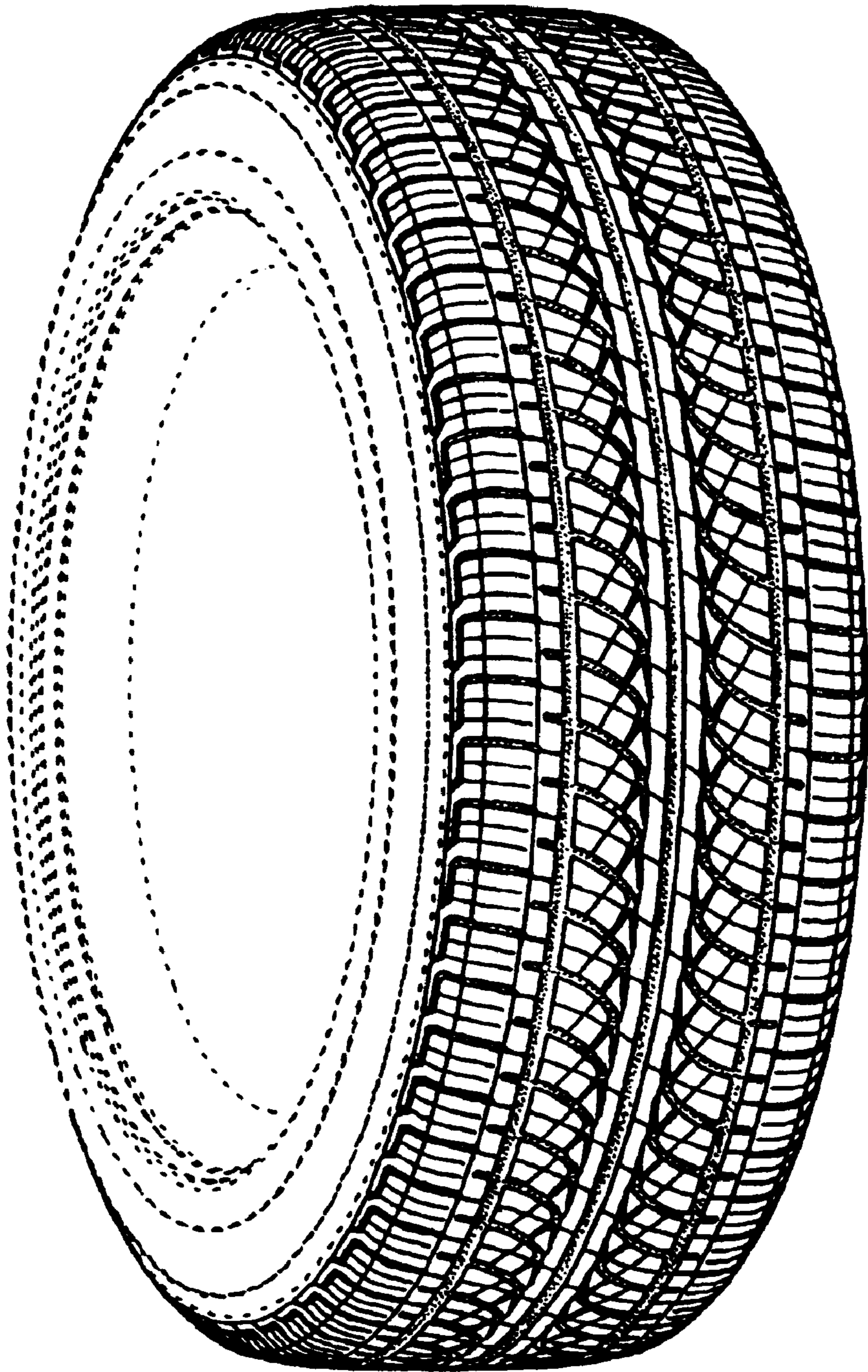


FIG. 2

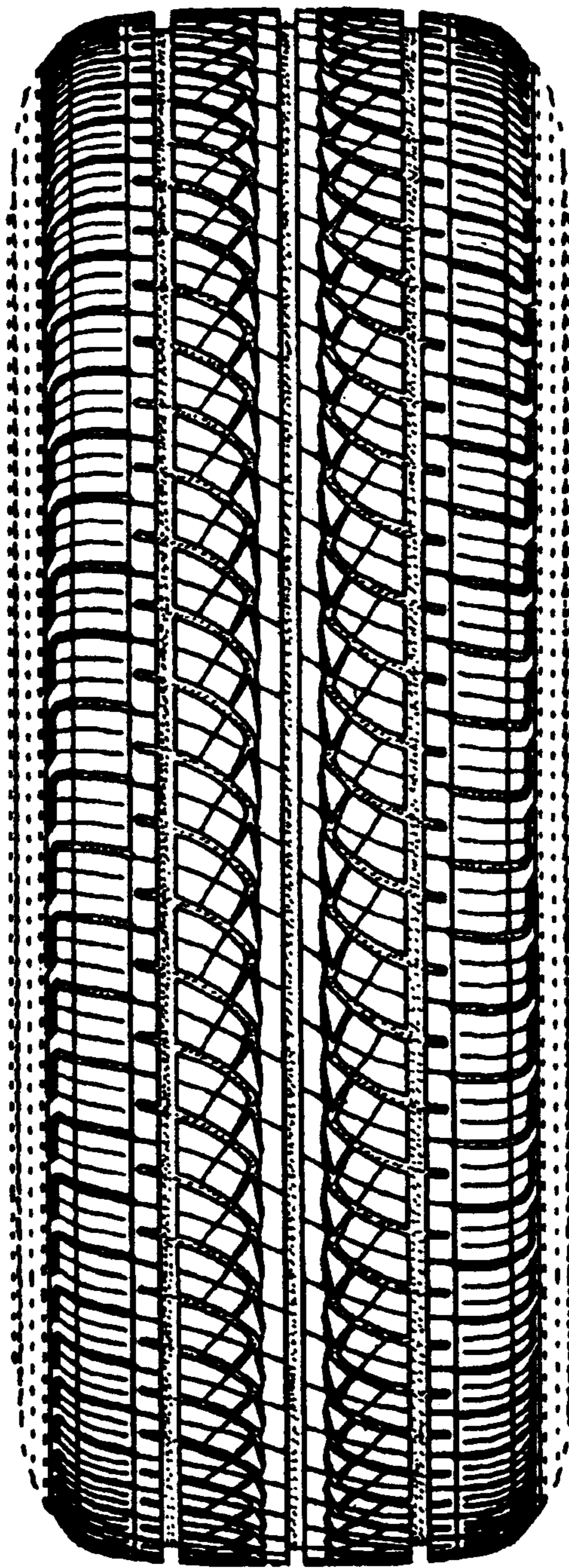


FIG. 3

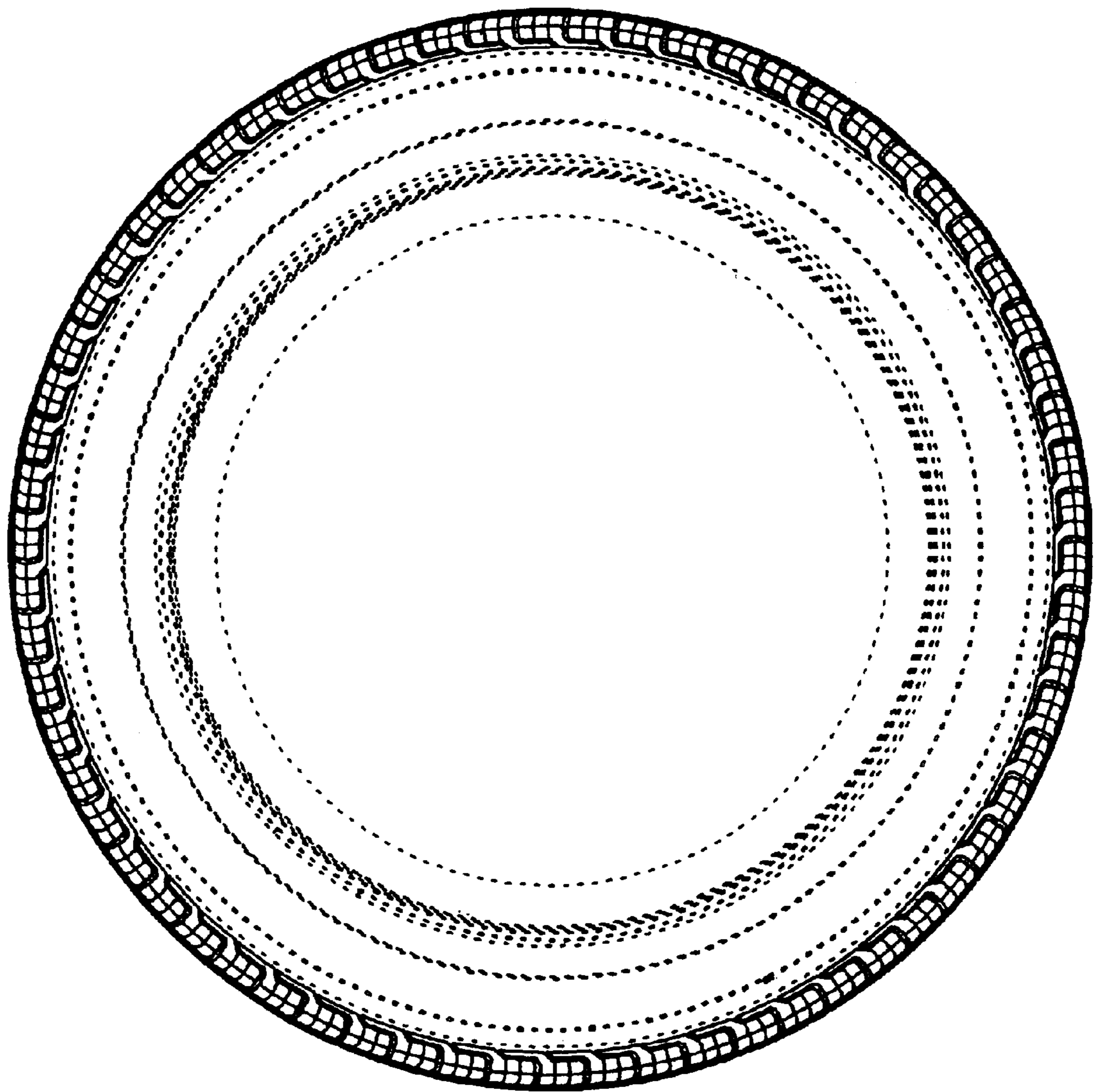


FIG. 4

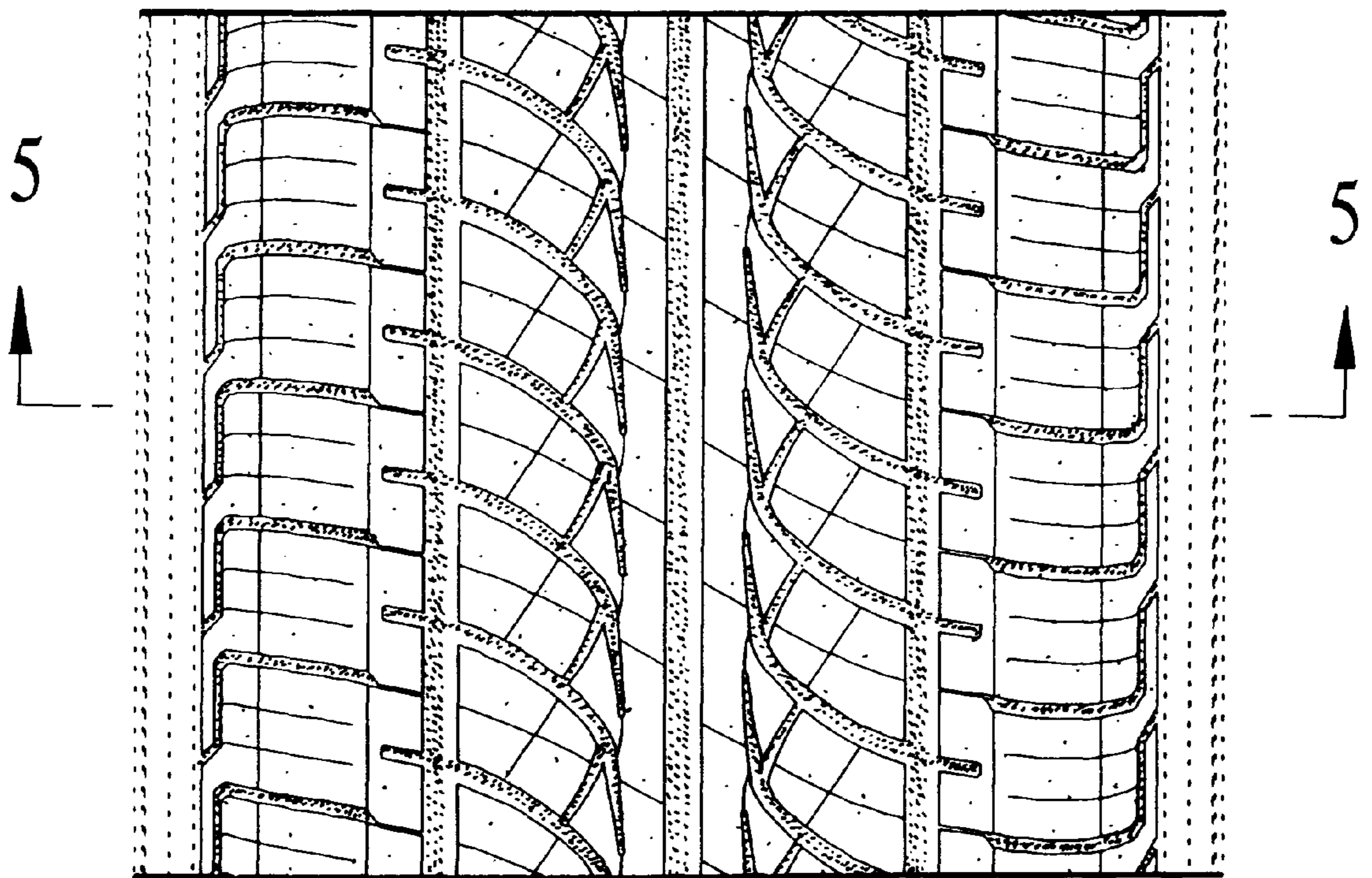


FIG. 5

