



US00D471854S

(12) **United States Design Patent**
Rouleau et al.

(10) **Patent No.:** **US D471,854 S**
(45) **Date of Patent:** **** Mar. 18, 2003**

(54) **SUPERSONIC AIRCRAFT**

(75) Inventors: **Bruce S. Rouleau**, Rossmoor, CA (US);
David H. Graham, San Pedro, CA
(US); **Ross S. Reynolds**, La Habra, CA
(US); **Barnaby S. Wainfan**, Long
Beach, CA (US)

(73) Assignee: **Northrop Grumman Corporation**, Los
Angeles, CA (US)

(**) Term: **14 Years**

(21) Appl. No.: **29/160,797**

(22) Filed: **May 15, 2002**

(51) **LOC (7) Cl.** **12-12**

(52) **U.S. Cl.** **D12/319**

(58) **Field of Search** D12/319-345;
244/45 R, 45 A, 13, 15, 91, 198, 218, 211

(56) **References Cited**

U.S. PATENT DOCUMENTS

D213,528 S	3/1969	Rellis
4,336,913 A	6/1982	Hall
D268,107 S	3/1983	Enav et al.
D269,176 S	5/1983	Friebel
4,828,204 A	5/1989	Friebel
5,062,595 A	11/1991	Maxworthy
D326,081 S	5/1992	Cathers et al.

D342,717 S	12/1993	Mrdeza et al.
5,322,242 A	6/1994	Tracy
5,348,256 A	9/1994	Parikh
D364,600 S	* 11/1995	Andrews D12/319
5,538,201 A	7/1996	Gerhardt
D381,938 S	* 8/1997	Grossman et al. D12/319
D394,039 S	5/1998	Cummings
D417,184 S	* 11/1999	Hartmann et al. D12/319
D458,577 S	* 6/2002	Han D12/319

* cited by examiner

Primary Examiner—Marcus A. Jackson
(74) *Attorney, Agent, or Firm*—Baker Botts L.L.P.

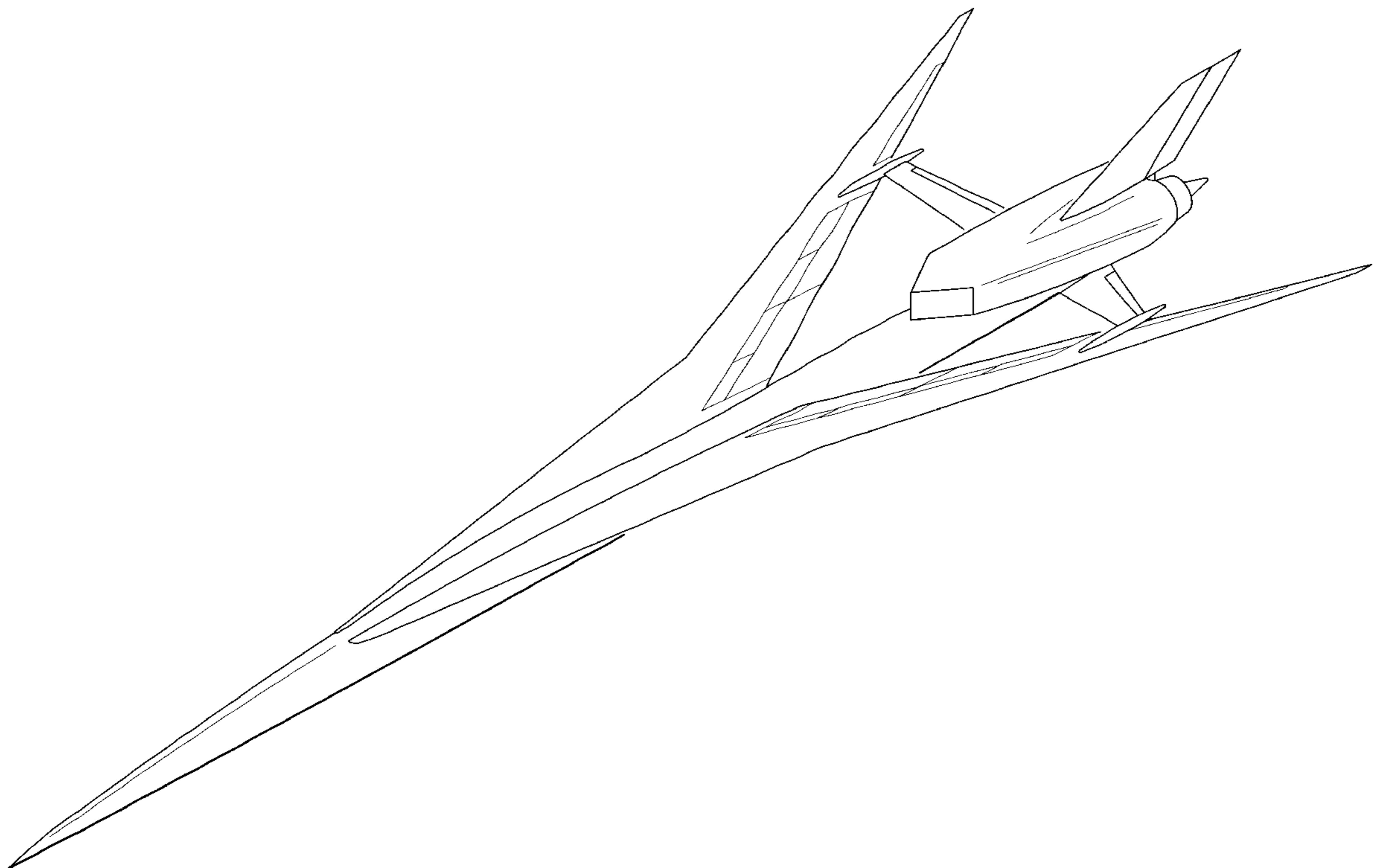
(57) **CLAIM**

The ornamental design for a supersonic aircraft, as shown.

DESCRIPTION

FIG. 1 is a perspective view of the ornamental design of a supersonic aircraft showing our new design;
FIG. 2 is a top plan view of the supersonic aircraft;
FIG. 3 is a right side elevation view of the supersonic aircraft, with the left side being a mirror image, and with the broken line showing for illustrative purposes only and forming no part of the claimed design;
FIG. 4 is a front elevation view of the supersonic aircraft; and,
FIG. 5 is a rear elevation view of the supersonic aircraft.

1 Claim, 3 Drawing Sheets



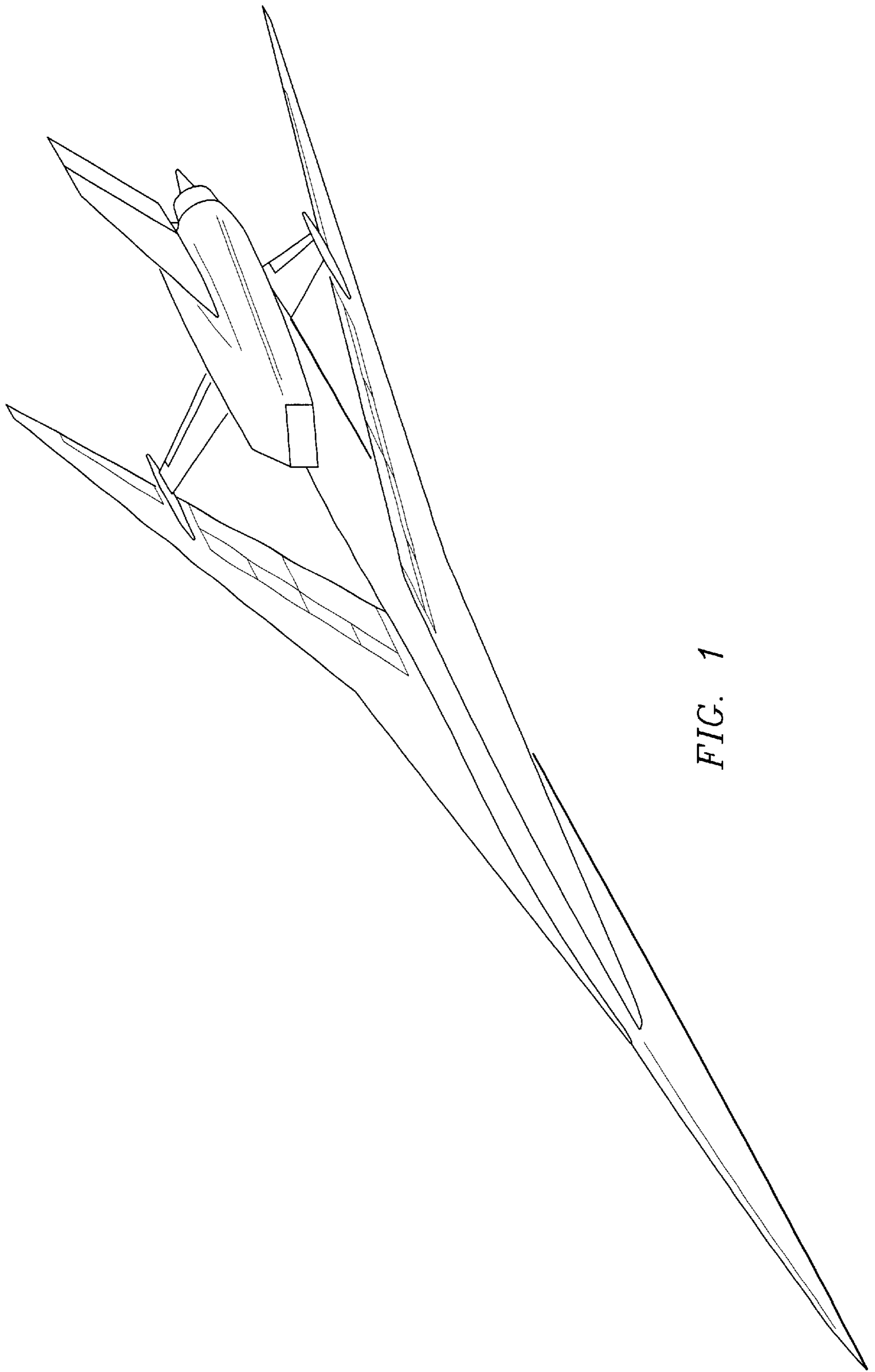


FIG. 1

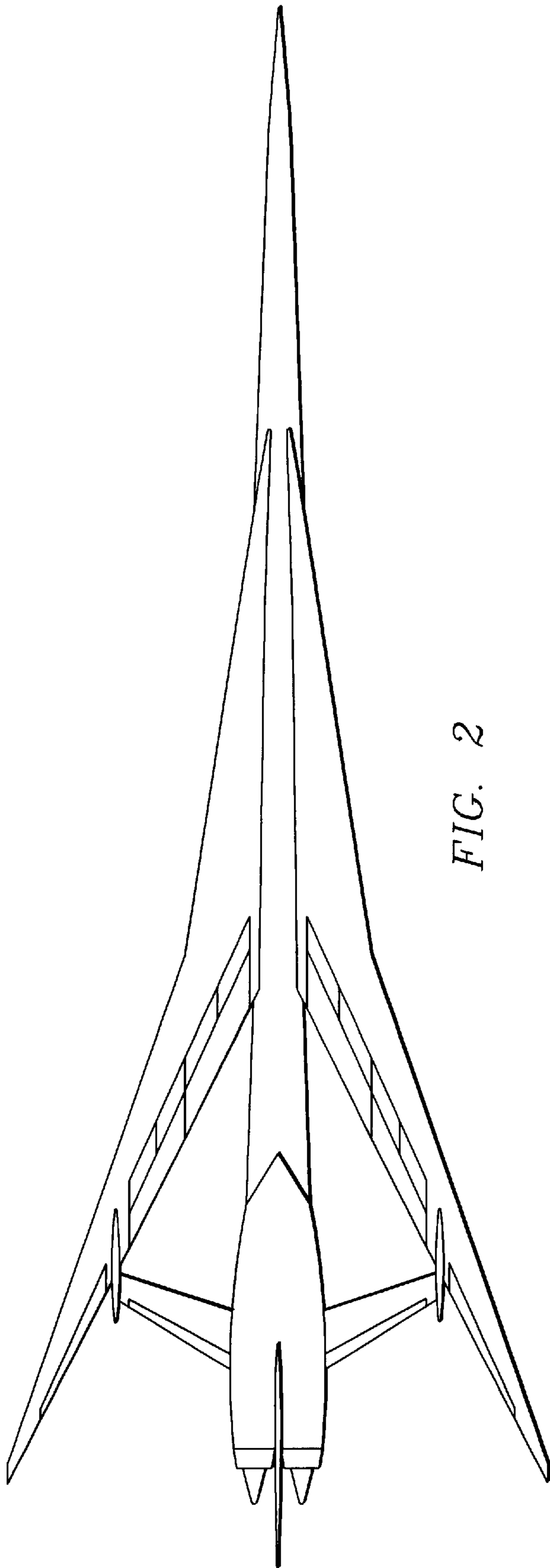


FIG. 2

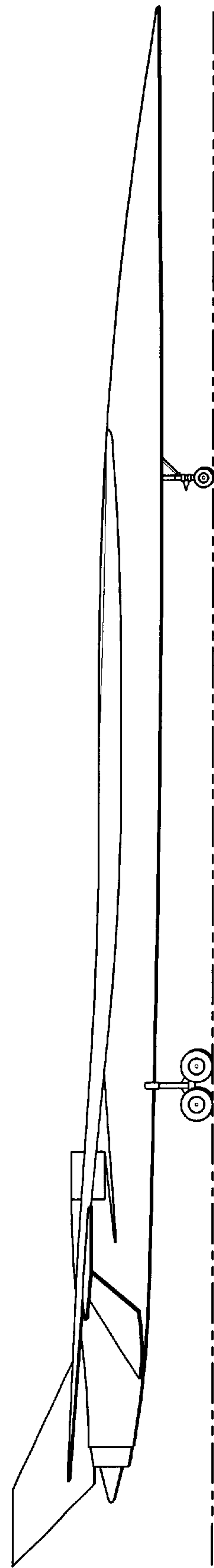


FIG. 3

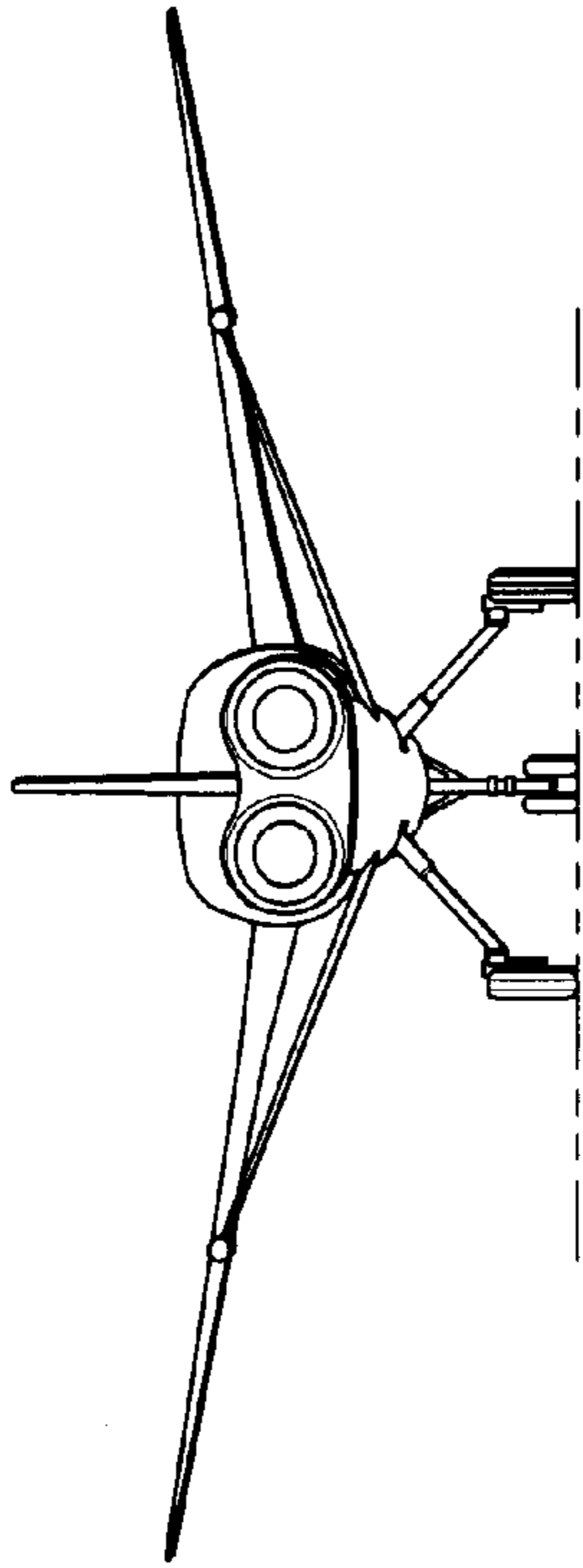


FIG. 5

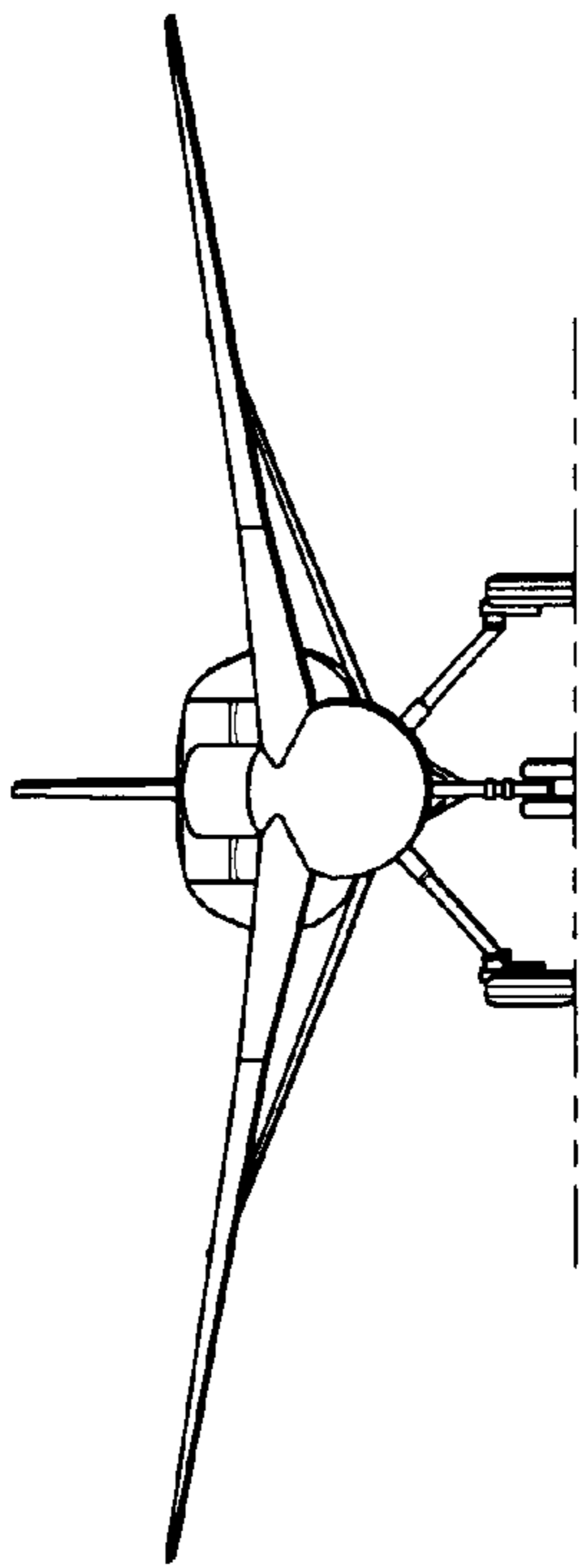


FIG. 4