



US00D471836S

(12) **United States Design Patent**
Chanaratsopon et al.

(10) **Patent No.:** **US D471,836 S**

(45) **Date of Patent:** **** *Mar. 18, 2003**

(54) **RING**

(76) Inventors: **Siriwong S. Chanaratsopon**, 7 Saddlewood Estates Dr., Houston, TX (US) 77025; **Veravong J. Chanaratsopon**, 7 Saddlewood Estates Dr., Houston, TX (US) 77025; **Suchitra Boonyarattaphun**, 68/1 Sukumvit 2 (Klong Toey), Bangkok (TH), 10110

(*) Notice: This patent is subject to a terminal disclaimer.

(**) Term: **14 Years**

(21) Appl. No.: **29/142,560**

(22) Filed: **May 29, 2001**

Related U.S. Application Data

(63) Continuation-in-part of application No. 29/118,807, filed on Feb. 16, 2000, now Pat. No. Des. 445,057.

(51) **LOC (7) Cl.** **11-01**

(52) **U.S. Cl.** **D11/27**

(58) **Field of Search** D11/26-39, 3; 63/3, 15, 15.1, 15.2, 15.3, 15.4, 15.45, 15.5, 15.6, 15.65, 15.7, 15.8, 15.9, 26-28

(56) **References Cited**

U.S. PATENT DOCUMENTS

392,357 A	11/1888	Newman
D20,740 S	5/1891	Beach
D35,742 S	2/1902	Wittstein
D36,484 S	8/1903	Horth
D125,583 S	3/1941	Granat
D187,813 S	5/1960	Livingston
D196,135 S	8/1963	Hazelquist
D198,809 S	8/1964	Katz
D199,322 S	10/1964	Katz
D202,370 S	9/1965	Katz
D225,442 S	12/1972	Stein

D234,622 S	3/1975	Mobell
D253,403 S	11/1979	Glueckselig
D270,721 S	9/1983	Bulgari
D292,559 S	11/1987	Enock
D292,560 S	11/1987	Maria et al.
D329,991 S	10/1992	Gonzalez
D346,133 S	4/1994	Beber et al.
5,433,090 A	7/1995	Santiago
D399,164 S	10/1998	Bulgari
D420,932 S	2/2000	Shinohara
D421,405 S	3/2000	Mestrum
D427,105 S	6/2000	Ferreira
D427,106 S	6/2000	Ben-Shimon
D427,538 S	* 7/2000	Kern D11/26

OTHER PUBLICATIONS

Platinum Edition VI Magazine; p. 124; Etienne Perret ring (bottom, right corner).

* cited by examiner

Primary Examiner—Cathy Anne MacCormac

(74) *Attorney, Agent, or Firm*—Fulbright & Jaworski L.L.P.

(57) **CLAIM**

The ornamental design for a ring, as shown and described.

DESCRIPTION

FIG. 1 is a perspective front view of the ring; FIG. 2 is a front view of the ring, which is identical to the back view; FIG. 3 is a side view of the ring, which is identical to the opposing side view; FIG. 4 is a top view of the ring; FIG. 5 is a bottom view of the ring; and, FIG. 6 is a cross-sectional view taken on line 6—6 of FIG. 4.

The broken lines shown in FIGS. 1-6 are for illustrative purposes or to define the bounds of the claimed design and forms no part of the claimed design.

1 Claim, 2 Drawing Sheets

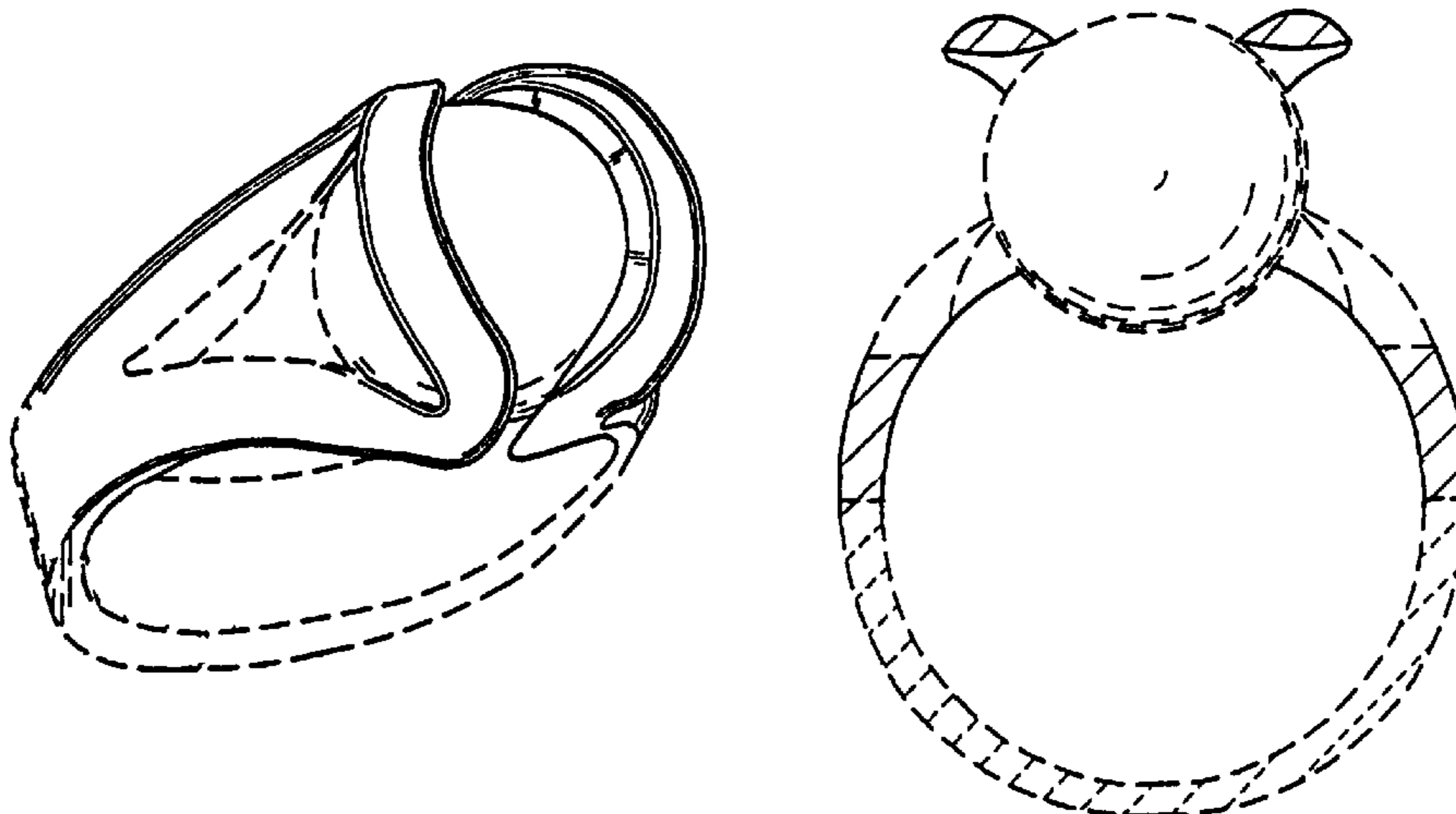


FIG. 1

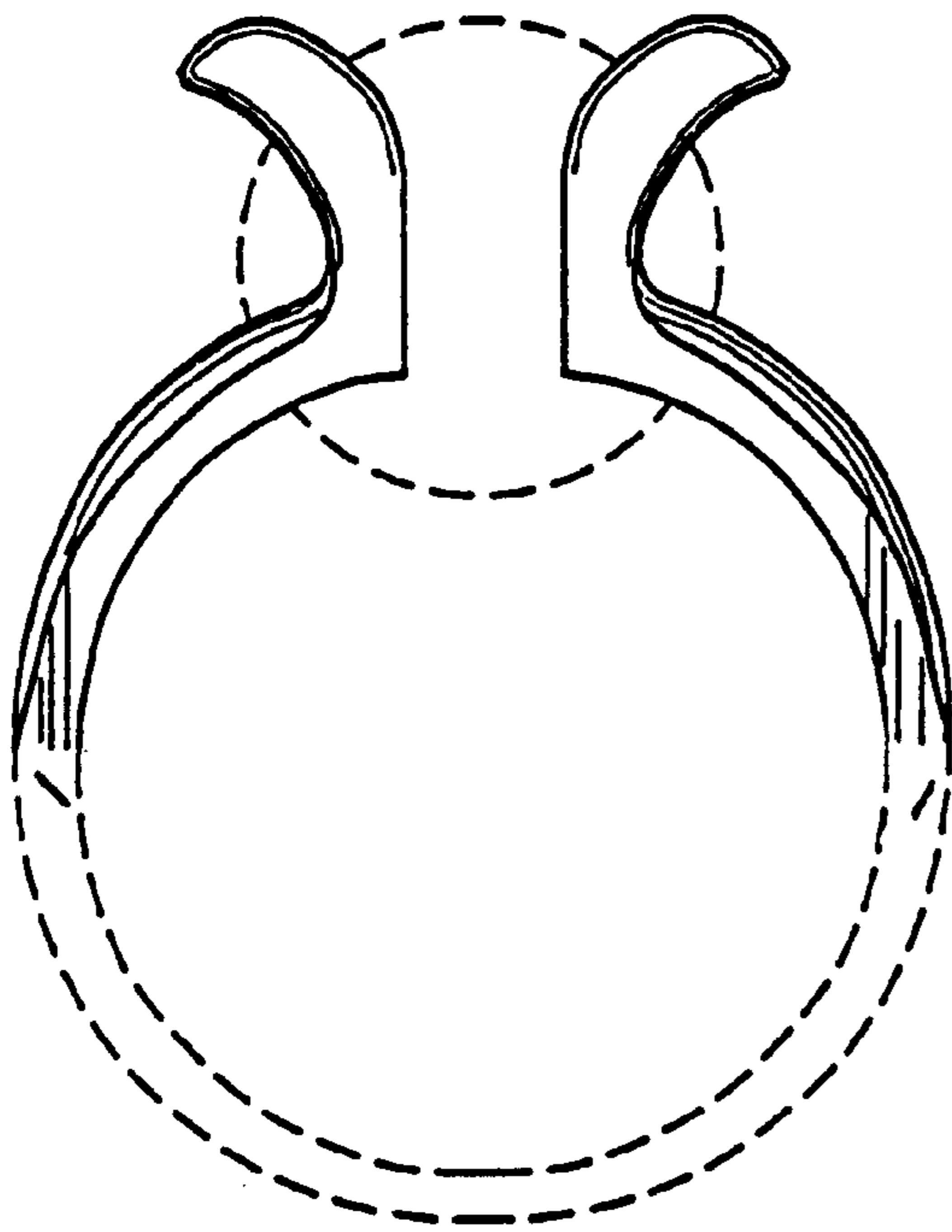
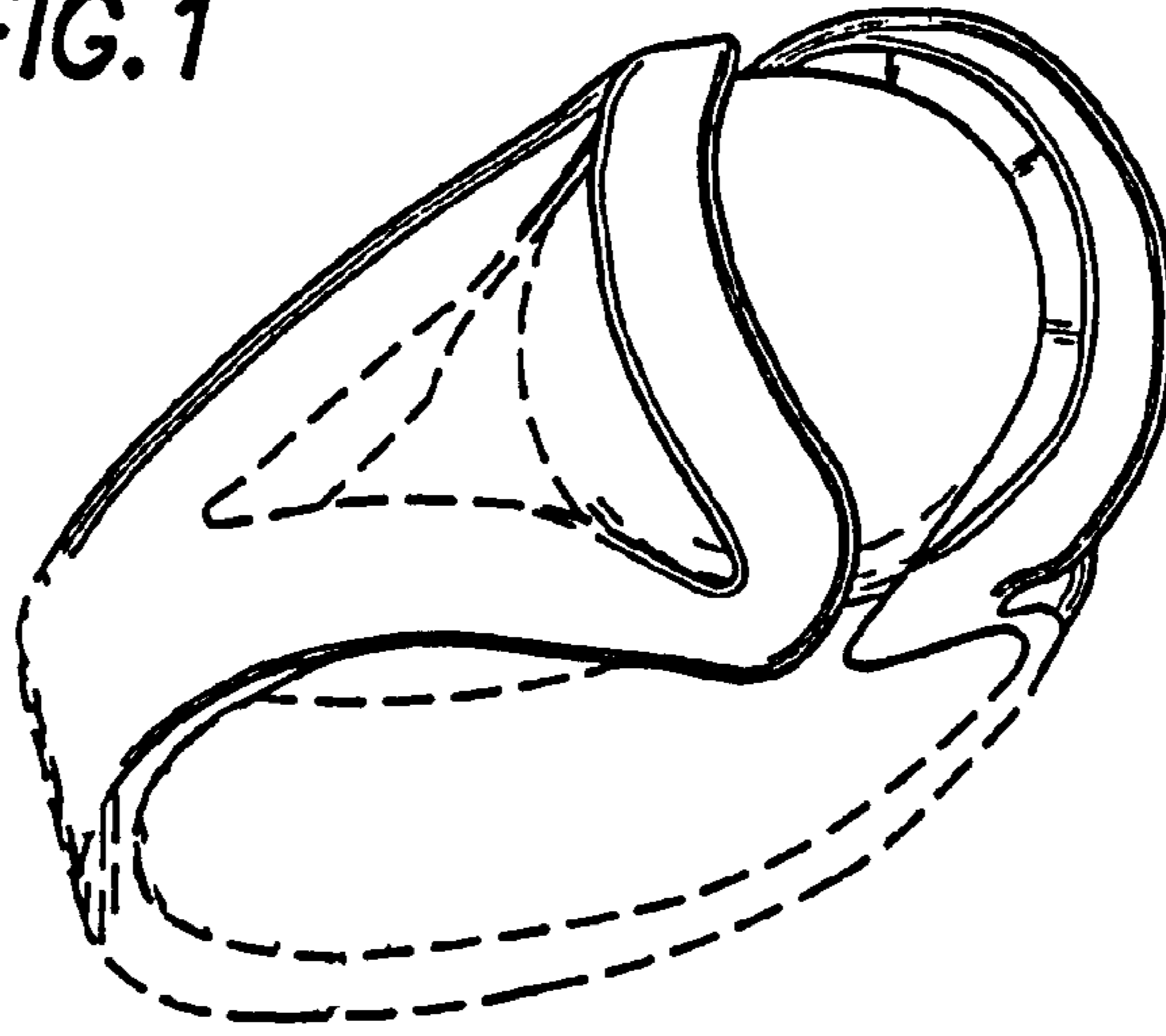


FIG. 2

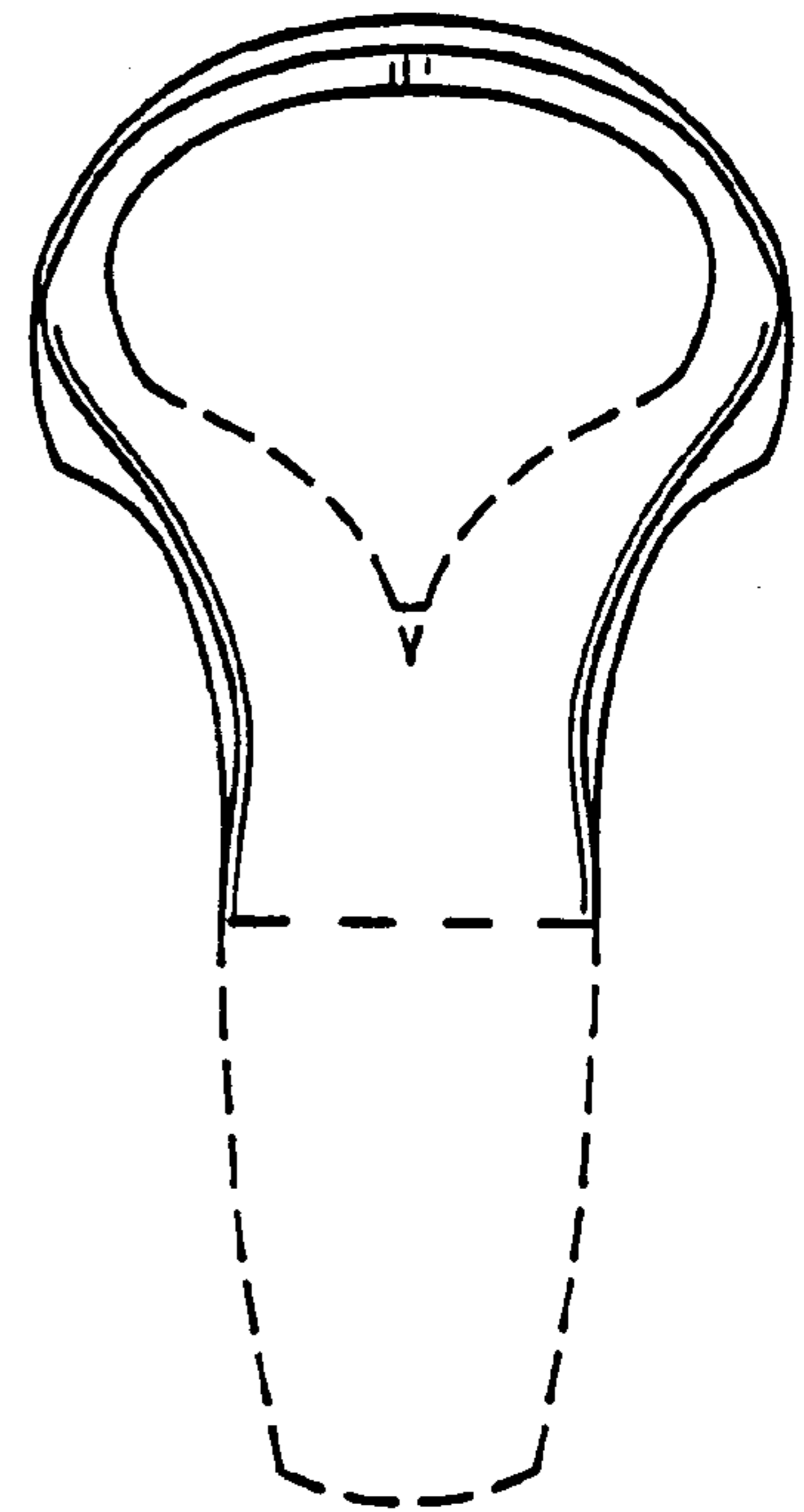


FIG. 3

FIG.4

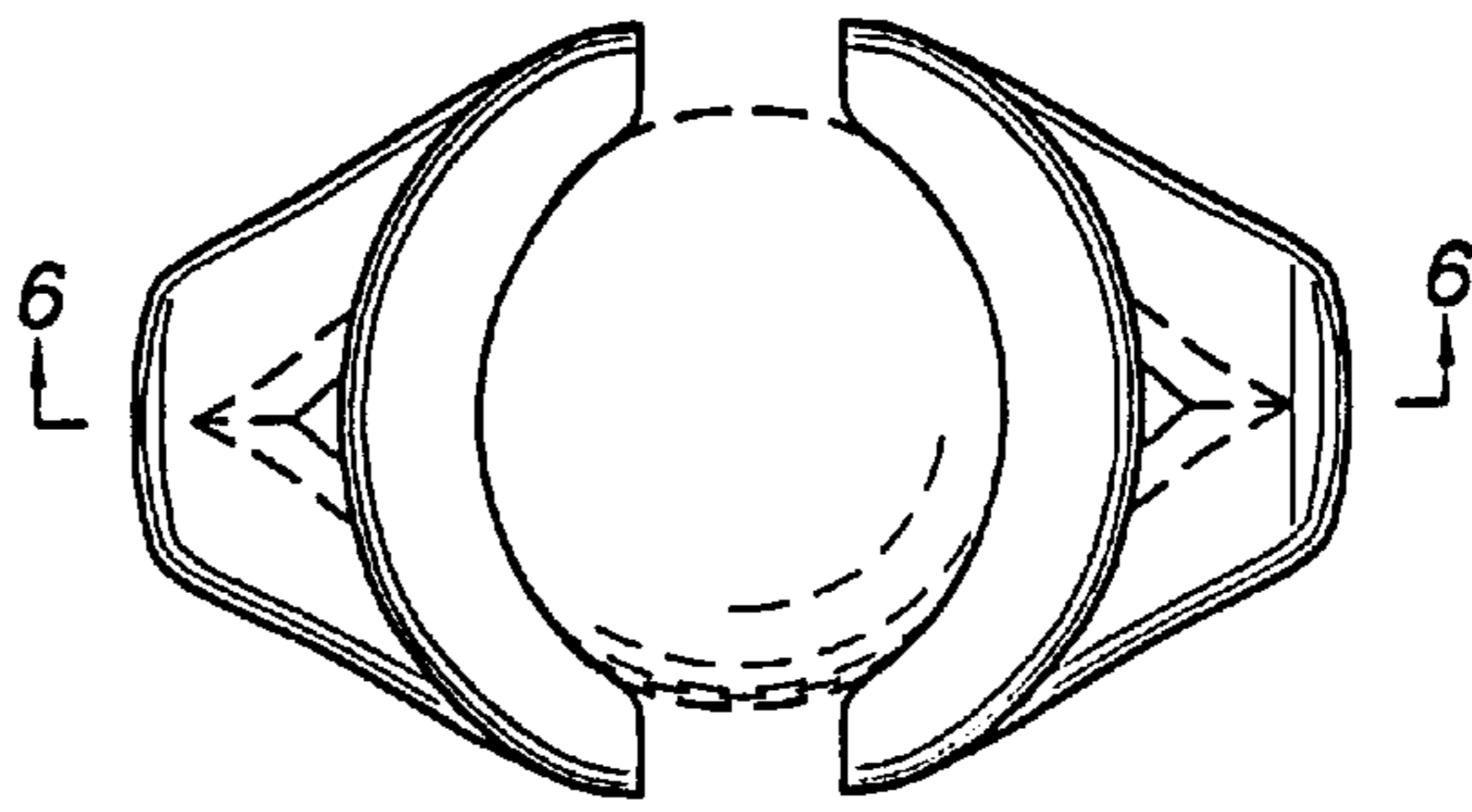


FIG.5

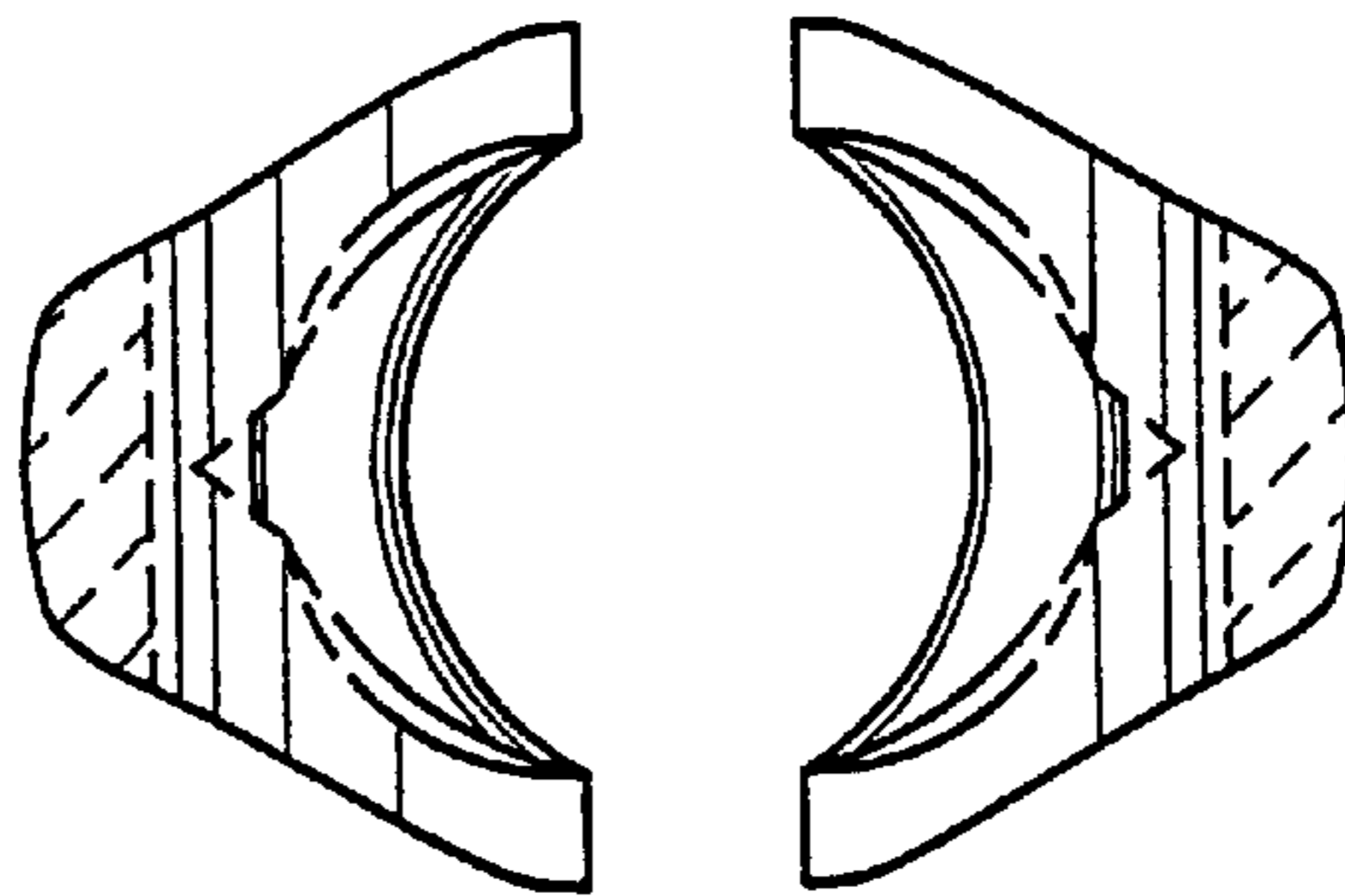


FIG.6

