



US00D471835S

(12) **United States Design Patent**
Waldman

(10) **Patent No.:** **US D471,835 S**

(45) **Date of Patent:** **** Mar. 18, 2003**

(54) **COMBINED NAVAL RING AND LOGO PORTION**

Primary Examiner—Ralf Seifert
(74) *Attorney, Agent, or Firm*—Thomas E. Watson

(75) **Inventor:** **Cheryl Gruber Waldman**, Elkhart, IN (US)

(57) **CLAIM**

An ornamental design for a combined naval ring and logo portion, as shown.

(73) **Assignee:** **Ring Barers L.L.C.**, Seattle, WA (US)

(**) **Term:** **14 Years**

DESCRIPTION

(21) **Appl. No.:** **29/161,670**

FIG. 1 is a front view of combined naval ring and logo portion suited to the positioning of a logo or the like;

(22) **Filed:** **May 31, 2002**

FIG. 2 is a rear view of the naval ring shown in FIG. 1;

(51) **LOC (7) Cl.** **11-01**

(52) **U.S. Cl.** **D11/1**

(58) **Field of Search** D11/1, 2, 26, 43,
D11/75; 63/3, 12, 13, 29.1

FIG. 3 is a first side view of the naval ring shown in FIG. 1; and,

FIG. 4 is a second side view of the naval ring shown in FIG. 1.

(56) **References Cited**

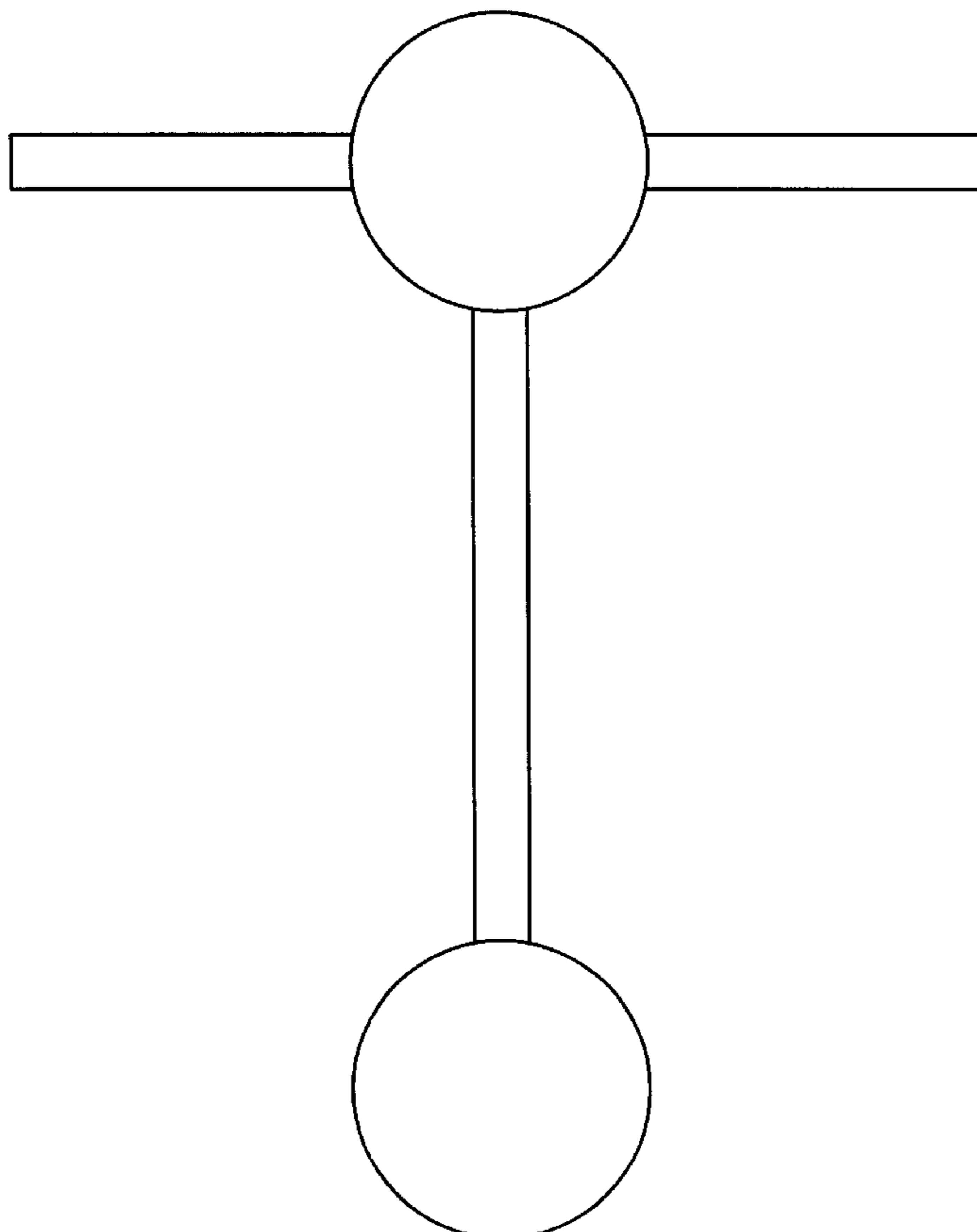
U.S. PATENT DOCUMENTS

D206,346	S	*	11/1966	Steinman	D11/75
D265,894	S	*	8/1982	Barr	D11/43
6,026,659	A	*	2/2000	Kaping, Jr.	63/12
6,244,073	B1	*	6/2001	Kaping, Jr.	63/12
D447,715	S	*	9/2001	Wilkinson	D11/1
D455,096	S	*	4/2002	Wilkinson	D11/1
D456,732	S	*	5/2002	Wilkinson	D11/1
6,425,268	B1	*	7/2002	Anderson	63/12

The dashed lines are shown in the views for illustrative purposes only and form no part of the claimed design, because they (1) represent non-statutory functional subject matter, (2) represent environment for the naval ring and/or (3) they are non-limiting, and therefore disclaimed aspects of the design. The uppermost solid line defines the upper boundary of the claimed design, and the lowermost solid line defines the lower boundary of the claimed design.

* cited by examiner

1 Claim, 4 Drawing Sheets



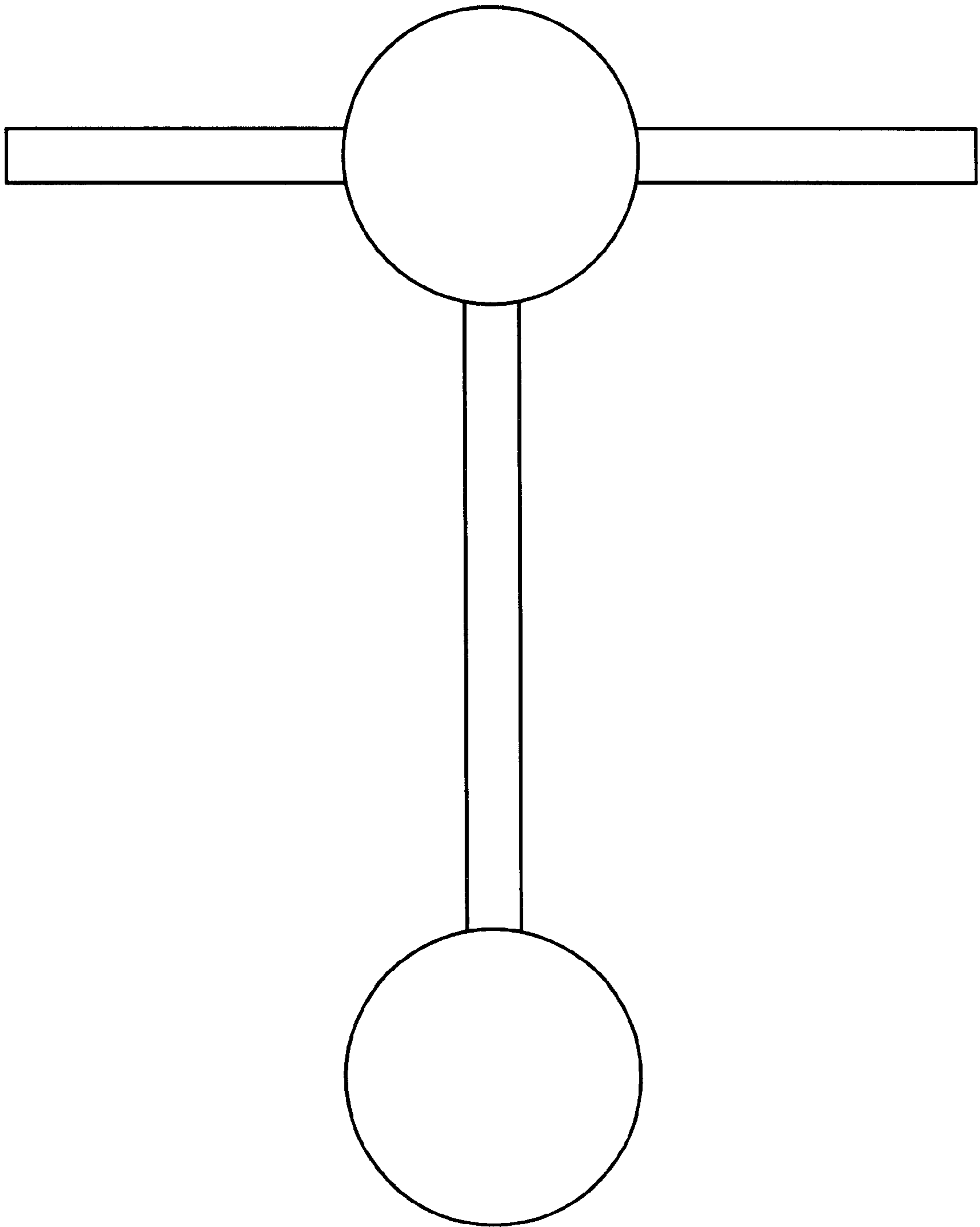


FIG. 1

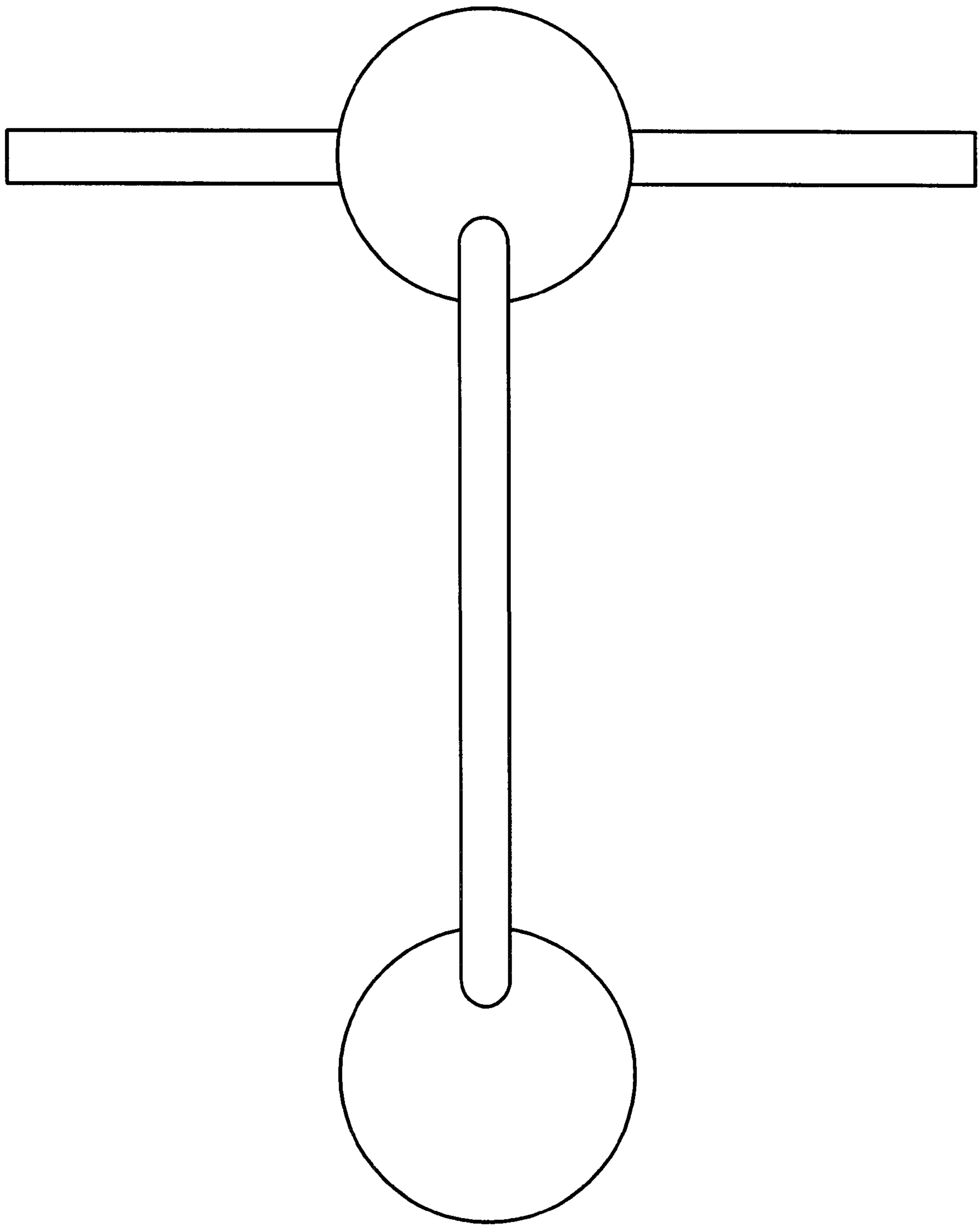


FIG. 2




FIG. 3




FIG. 4