



US00D471833S

(12) **United States Design Patent**
Jacober et al.

(10) **Patent No.:** **US D471,833 S**

(45) **Date of Patent:** **** Mar. 18, 2003**

(54) **EMERGENCY SIGNAL EMITTER**

(75) Inventors: **Jeffrey M. Jacober**, Providence, RI (US); **David Crossley**, Charlestown, RI (US); **Douglas F. Melville, Jr.**, Simsbury, CT (US); **Craig R. Bures**, Prospect, CT (US)

(73) Assignee: **ReSource, Inc.**, Providence, RI (US)

(**) Term: **14 Years**

(21) Appl. No.: **29/158,122**

(22) Filed: **Mar. 29, 2002**

(51) **LOC (7) Cl.** **10-05**

(52) **U.S. Cl.** **D10/114**

(58) **Field of Search** D10/104, 109, D10/111, 114, 121; 116/63 P, 63 T, 63 C; 362/191, 196, 197-202; 340/473, 471, 474, 908, 321, 691, 478

(56) **References Cited**

U.S. PATENT DOCUMENTS

3,622,979 A	11/1971	Dickerson
3,624,635 A	11/1971	Less
3,911,425 A	10/1975	Muncheryan
3,913,092 A	10/1975	Klingenberg
4,047,165 A	9/1977	Andreasson et al.
4,730,184 A	3/1988	Bach
4,855,723 A	8/1989	Fritz et al.
D307,116 S	4/1990	Jacobs
4,931,780 A	6/1990	LaMont et al.
4,993,058 A	2/1991	McMinn et al.

D340,001 S	10/1993	Watkins
5,270,698 A	12/1993	Hoyle et al.
5,333,172 A	7/1994	Stevens
D349,467 S	8/1994	Halaby
D353,549 S	12/1994	Gorman
D376,332 S	12/1996	Fercano
5,587,704 A	12/1996	Foster
5,627,513 A	5/1997	Weed et al.
5,636,263 A	6/1997	Thomson
5,831,522 A	11/1998	Weed et al.
5,880,672 A	3/1999	Weaver
D429,177 S	8/2000	Jennings
6,212,271 B1	4/2001	Hughes et al.
D446,740 S	* 8/2001	Cruitt D10/104

* cited by examiner

Primary Examiner—Antoine Duval Davis
(74) *Attorney, Agent, or Firm*—Cook, Alex, McFarron, Manzo, Cummings & Mehler, Ltd.

(57) **CLAIM**

The ornamental design for emergency signal emitter, as shown and described.

DESCRIPTION

FIG. 1 is a perspective view of an emergency signal emitter showing the new design;
FIG. 2 is an elevational view thereof;
FIG. 3 is another elevational view thereof;
FIG. 4 is a top plan view thereof;
FIG. 5 is a bottom plan view thereof; and,
FIG. 6 is a further elevational view thereof, showing the view opposite to that in FIG. 3.

1 Claim, 2 Drawing Sheets

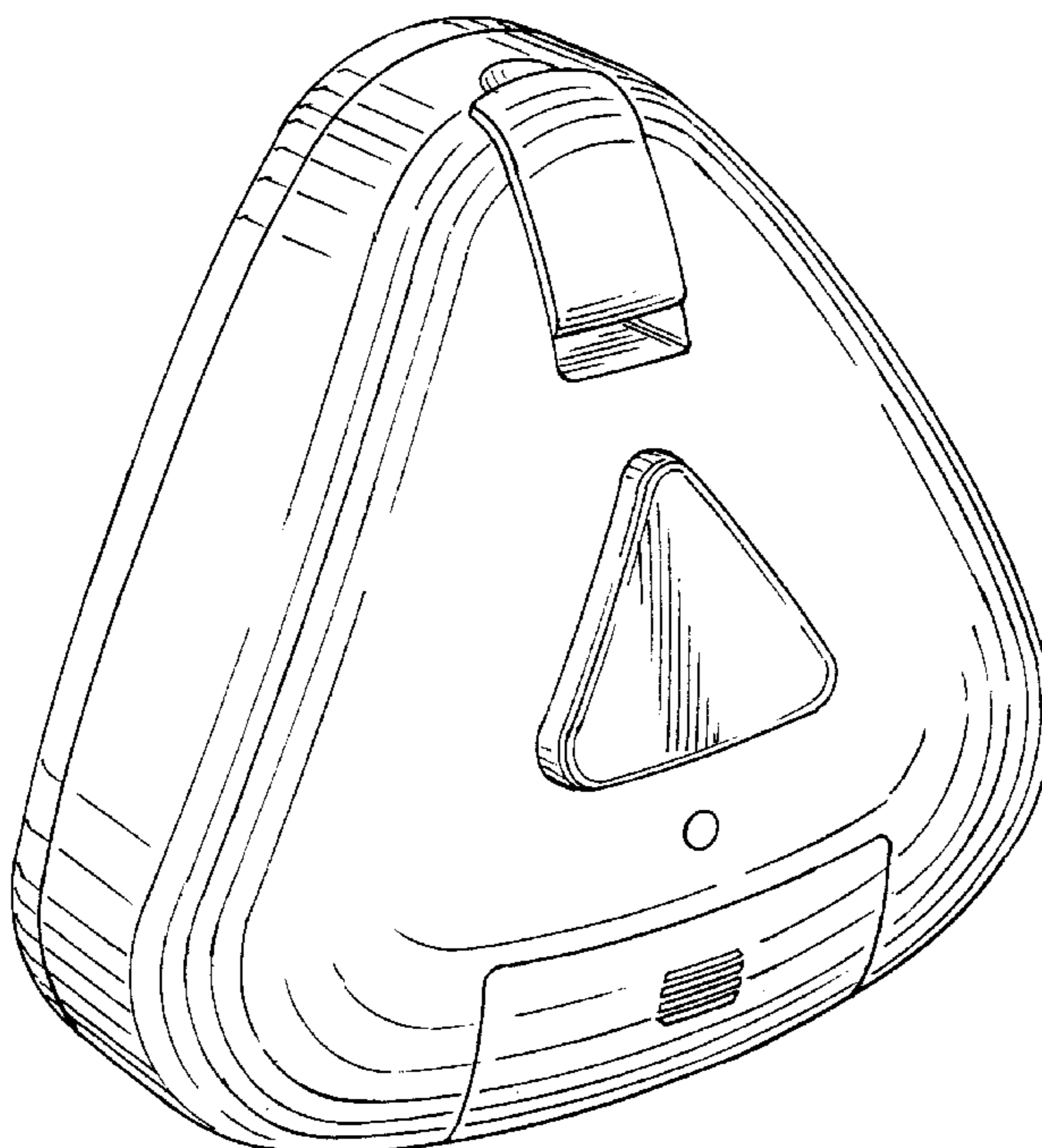


FIG.1

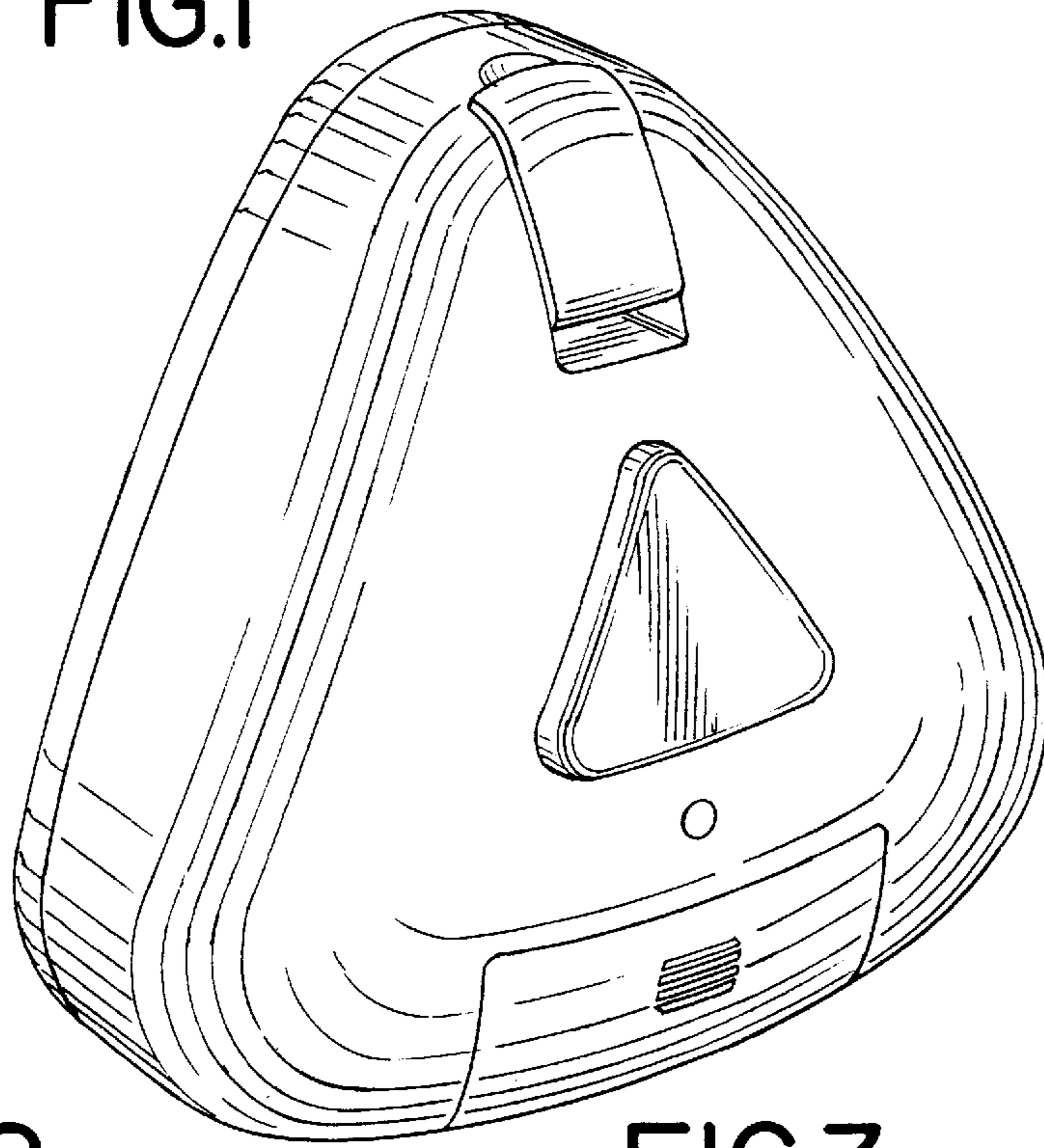


FIG.2

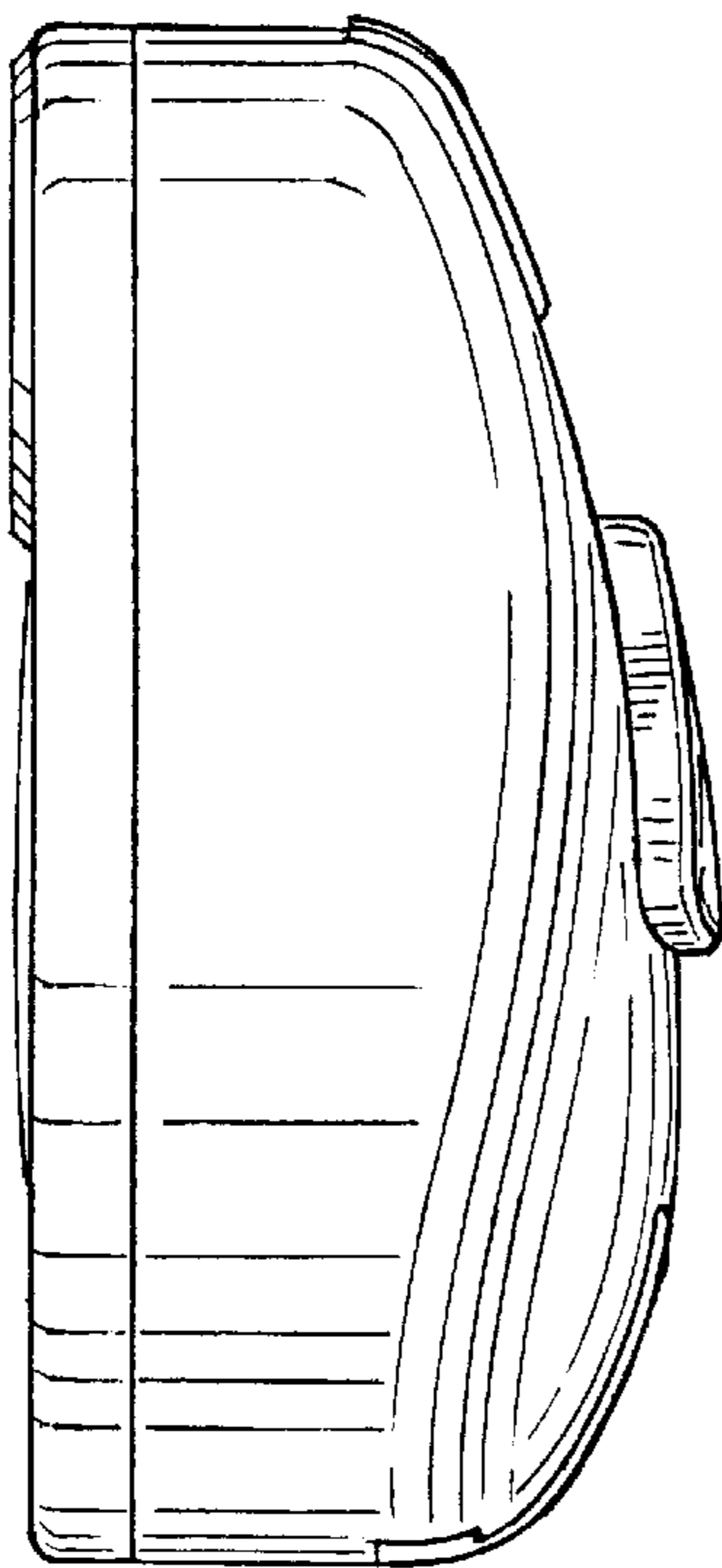


FIG.3

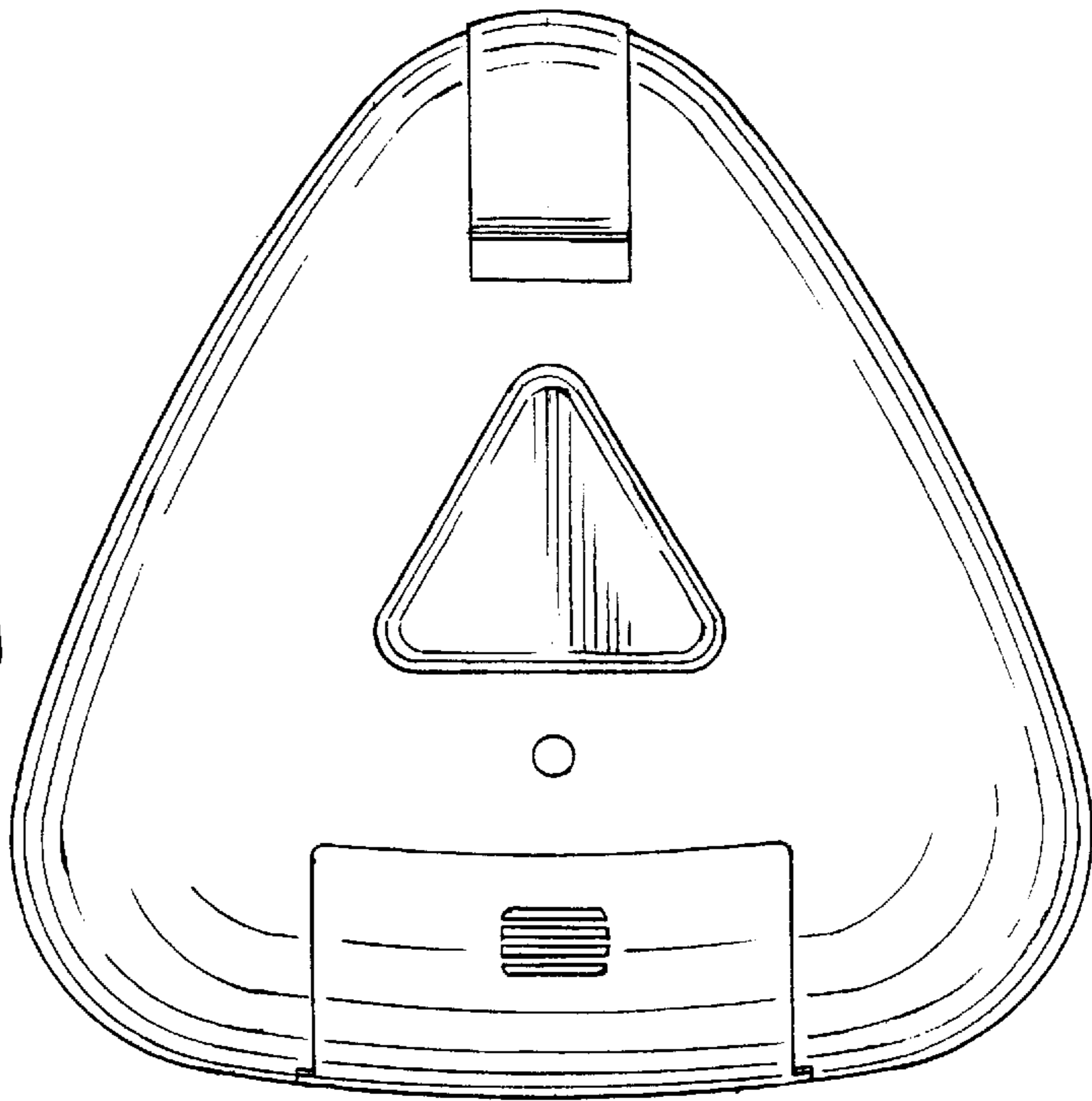


FIG.4




FIG.5

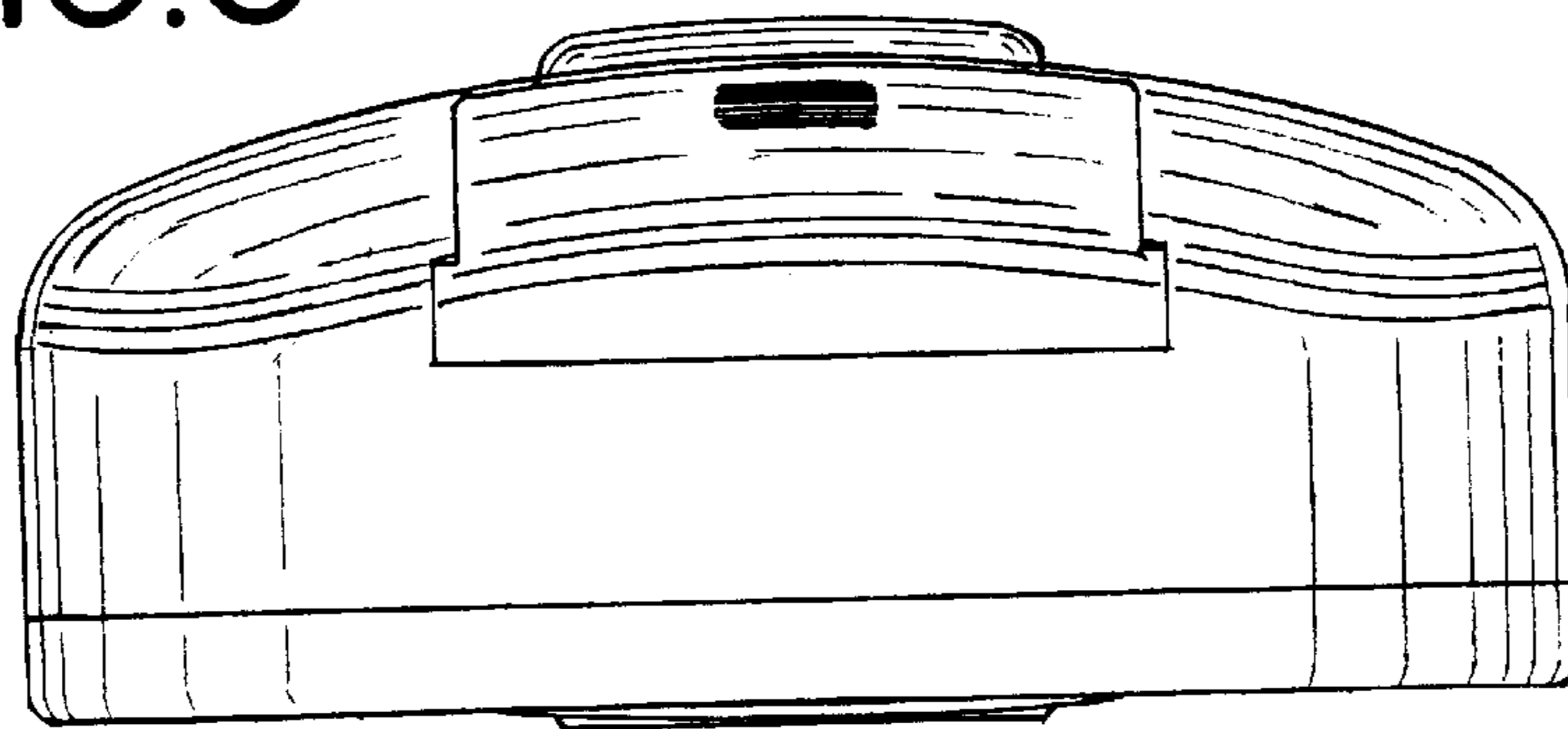


FIG.6

