



US00D471802S

(12) **United States Design Patent**
Shan et al.

(10) **Patent No.:** **US D471,802 S**

(45) **Date of Patent:** **** Mar. 18, 2003**

(54) **SCALPEL BLADE CARTRIDGE**

(76) Inventors: **Yansong Shan**, 300 Glenwood, Apt. 109, Monterrey, CA (US) 93940; **Lelia Yu**, 300 Glenwood, Apt. 109, Monterrey, CA (US) 93940

(**) **Term:** **14 Years**

(21) **Appl. No.:** **29/158,709**

(22) **Filed:** **Apr. 8, 2002**

Related U.S. Application Data

(63) Continuation-in-part of application No. 09/856,741, filed on Sep. 24, 2001.

(51) **LOC (7) Cl.** **09-01**

(52) **U.S. Cl.** **D9/339**

(58) **Field of Search** D9/337, 339-342, D9/417-418, 432; 206/216, 223, 568, 570-572, 574, 228-229, 305, 349, 352, 354, 363, 438, 775, 527; 215/390, 391, 400; 220/23.2, 890; 221/68, 69, 72, 92, 197

(56) **References Cited**

U.S. PATENT DOCUMENTS

D227,234 S * 6/1973 Glaberson D9/193

D233,417 S * 10/1974 Pomfret D9/189
D240,507 S * 7/1976 Hood D9/189
D280,373 S * 9/1985 Ioakim D6/526
D336,038 S * 6/1993 Skarin D9/339
5,542,539 A * 8/1996 Early 206/499

* cited by examiner

Primary Examiner—Ted Shooman

Assistant Examiner—Daniel Bui

(74) *Attorney, Agent, or Firm*—James M. Deimen

(57) **CLAIM**

The ornamental design for a scalpel blade cartridge, as shown and described.

DESCRIPTION

FIG. 1 is a front elevational view of the scalpel blade cartridge showing my new design;

FIG. 2 is a back elevational view thereof;

FIG. 3 is a top or bottom plan view thereof;

FIG. 4 is a right side view thereof; and,

FIG. 5 is a left side view thereof.

1 Claim, 1 Drawing Sheet

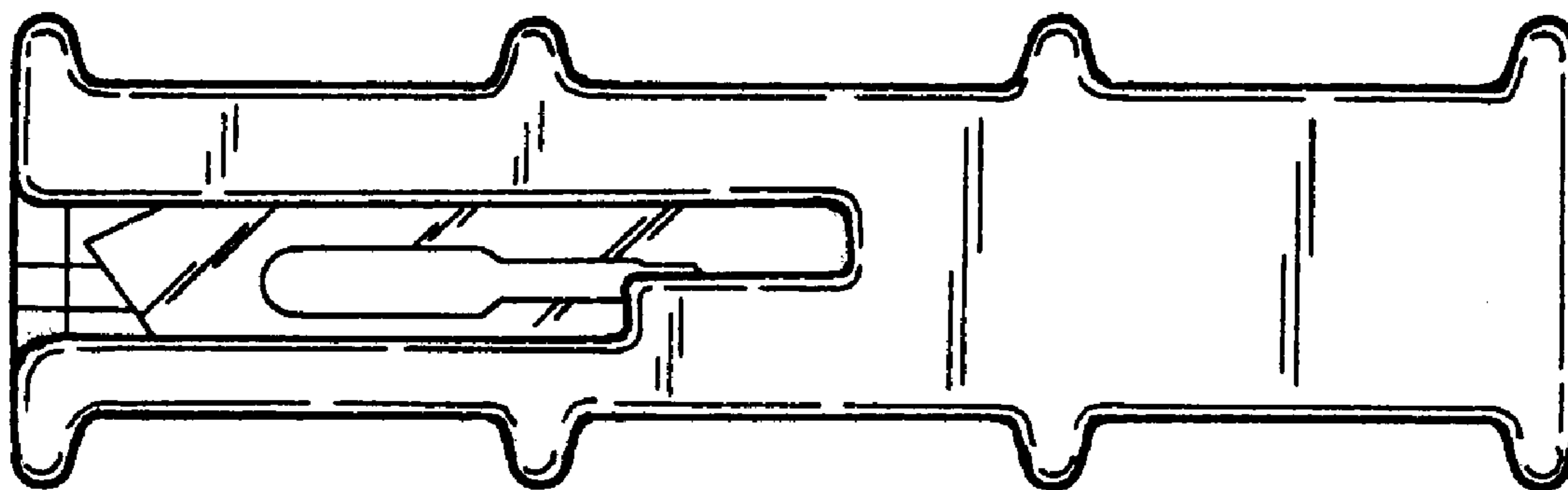


FIG 1

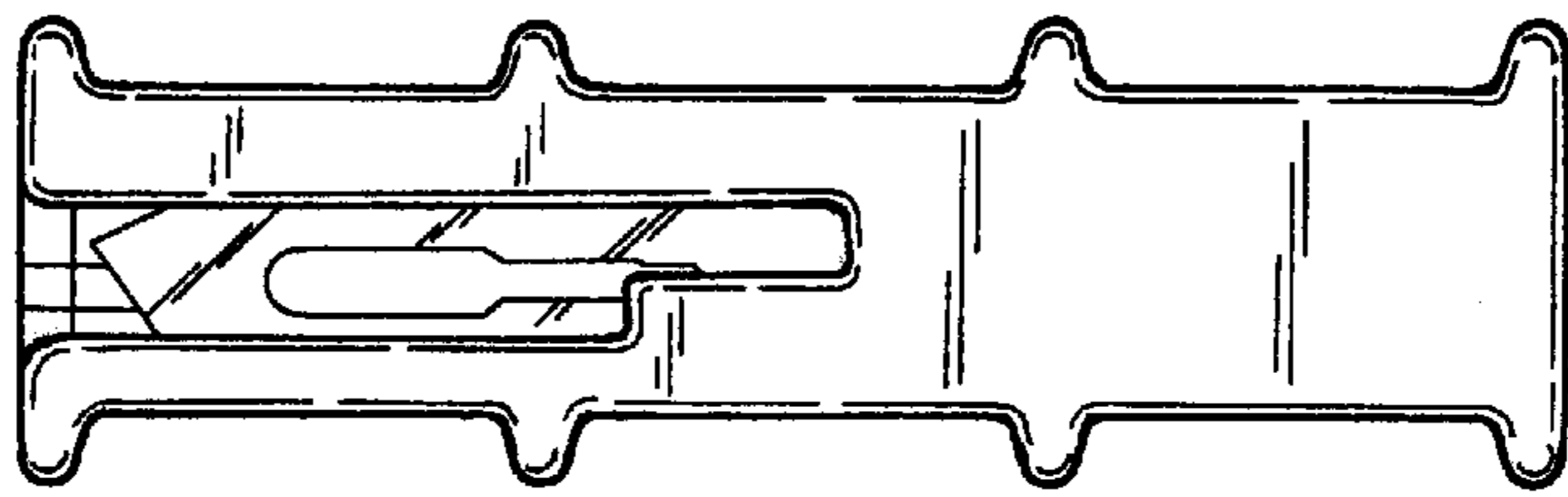


FIG 2

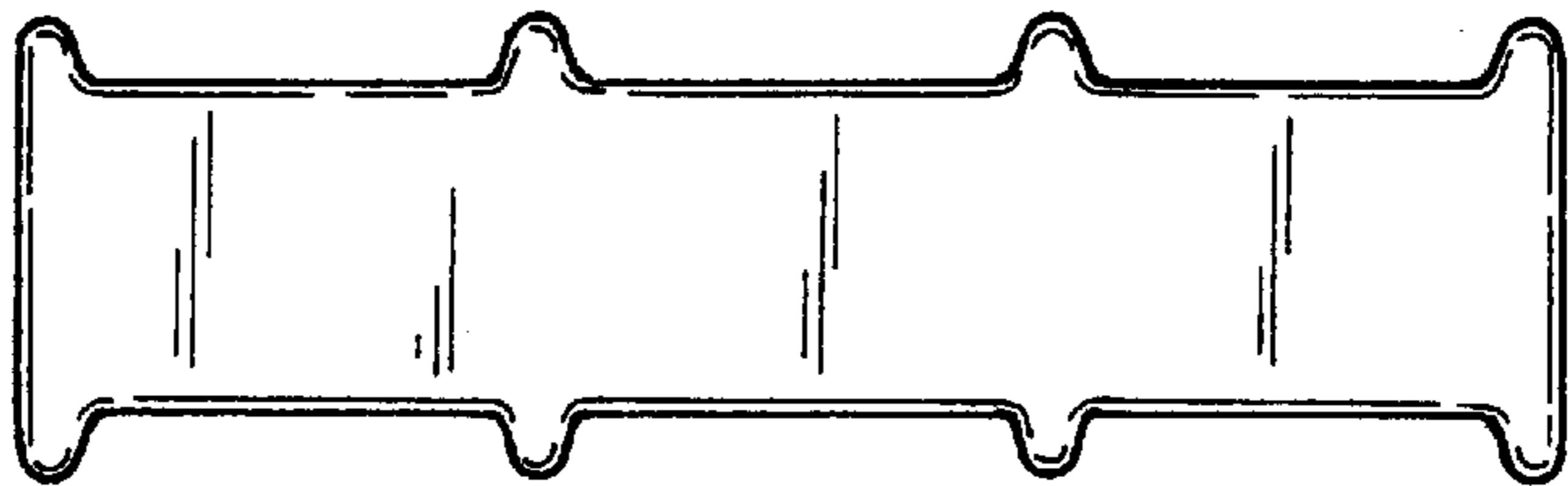


FIG 3

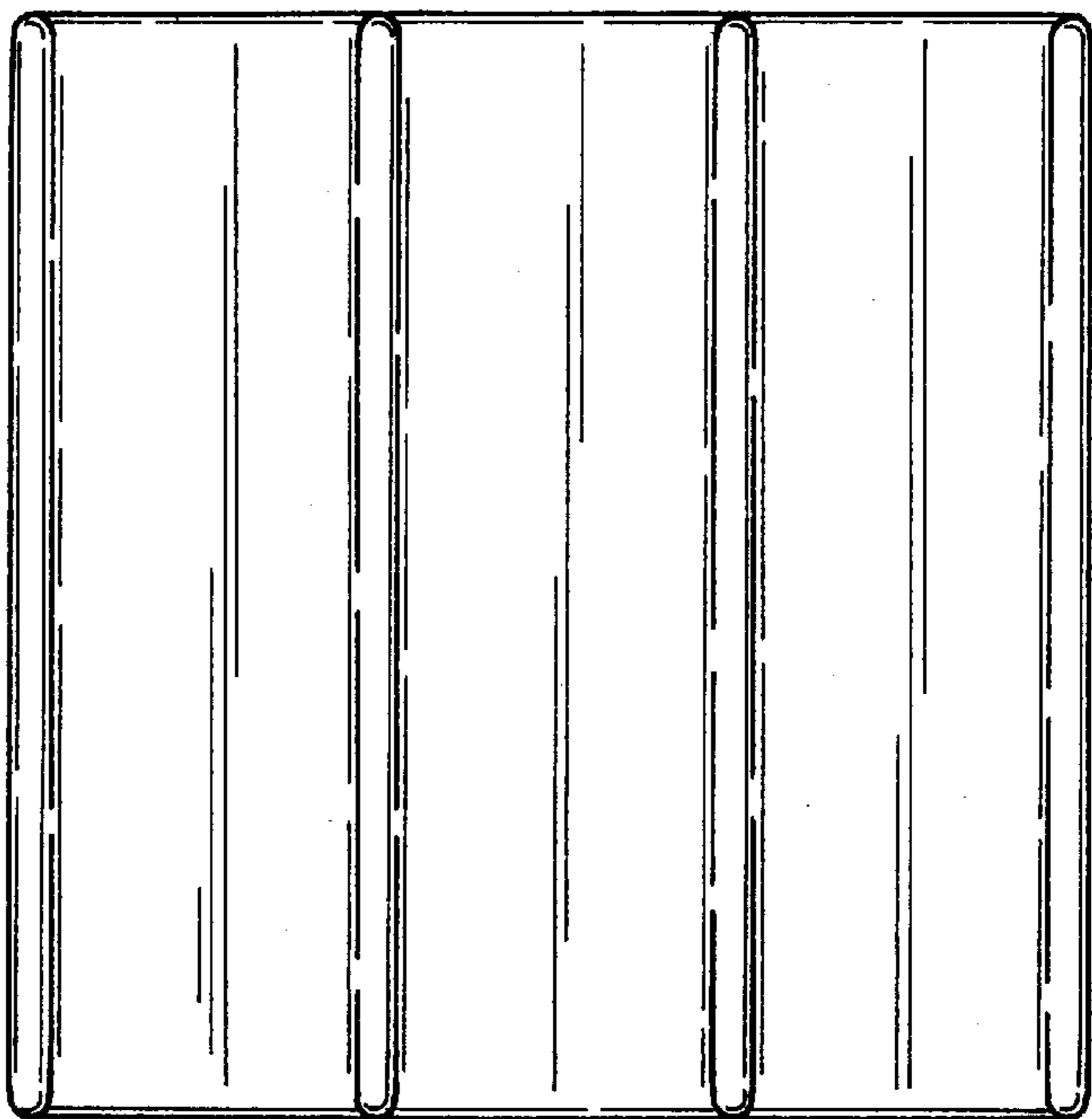


FIG 4

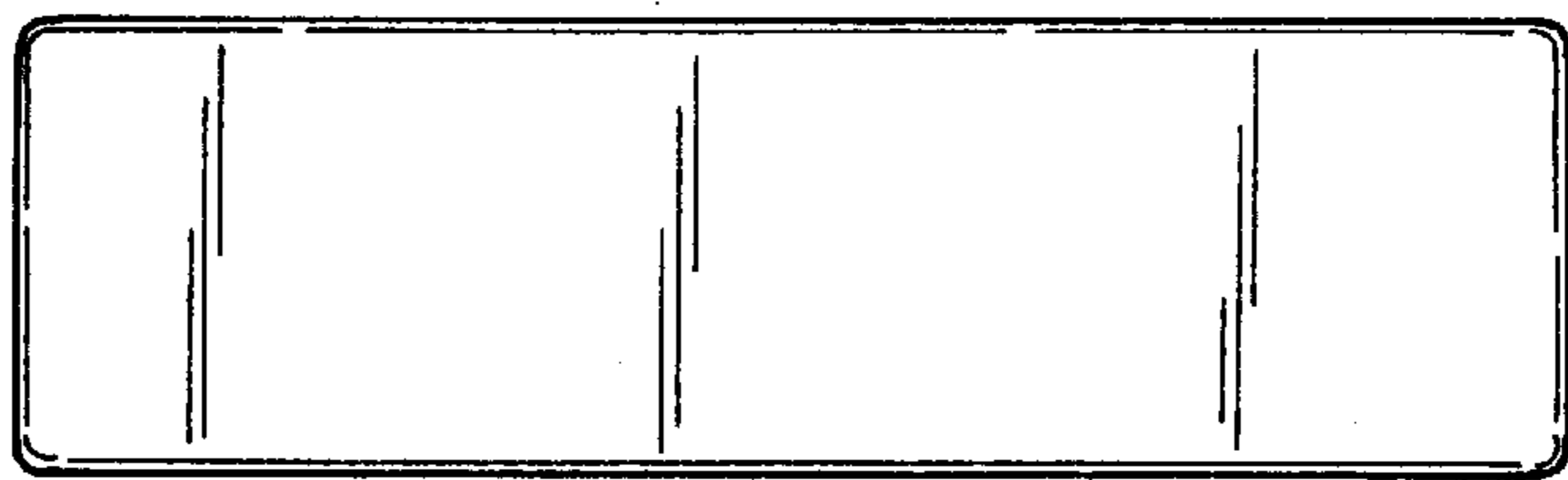


FIG 5

