



US00D471780S

(12) **United States Design Patent**
Lai

(10) **Patent No.:** **US D471,780 S**

(45) **Date of Patent:** **** Mar. 18, 2003**

(54) **SCISSORS**

(75) **Inventor:** **Kin Sun Lai, Kowloon (HK)**

(73) **Assignee:** **Tak Sung Investments Limited,**
Tortola (VG)

(**) **Term:** **14 Years**

(21) **Appl. No.:** **29/165,934**

(22) **Filed:** **Aug. 20, 2002**

(51) **LOC (7) Cl.** **08-03**

(52) **U.S. Cl.** **D8/57**

(58) **Field of Search** D8/5, 57, 98, 105,
D8/107; D28/60; D24/148; 606/174; 30/28,
29, 120, 130, 134, 135, 145, 146, 175,
194-204, 229-239, 244, 248, 255, 257,
261, 262, 268; 7/135, 131

(56) **References Cited**

U.S. PATENT DOCUMENTS

D276,975 S * 1/1985 Wordtmann 7/131
D305,294 S * 1/1990 Cohen et al. D8/57
D337,248 S * 7/1993 Tanfoglio D8/57

D394,593 S * 5/1998 Komori D8/57
D442,046 S * 5/2001 Huang D8/57
D456,229 S * 4/2002 Gstalder D8/57

* cited by examiner

Primary Examiner—Alan P. Douglas

Assistant Examiner—Clare E. Heflin

(74) *Attorney, Agent, or Firm*—Salter & Michaelson

(57) **CLAIM**

The ornamental design for scissors, as shown and described.

DESCRIPTION

FIG. 1 is a perspective view of scissors showing my new design;

FIG. 2 is a top plan view thereof;

FIG. 3 is a bottom plan view thereof;

FIG. 4 is a left side elevational view thereof;

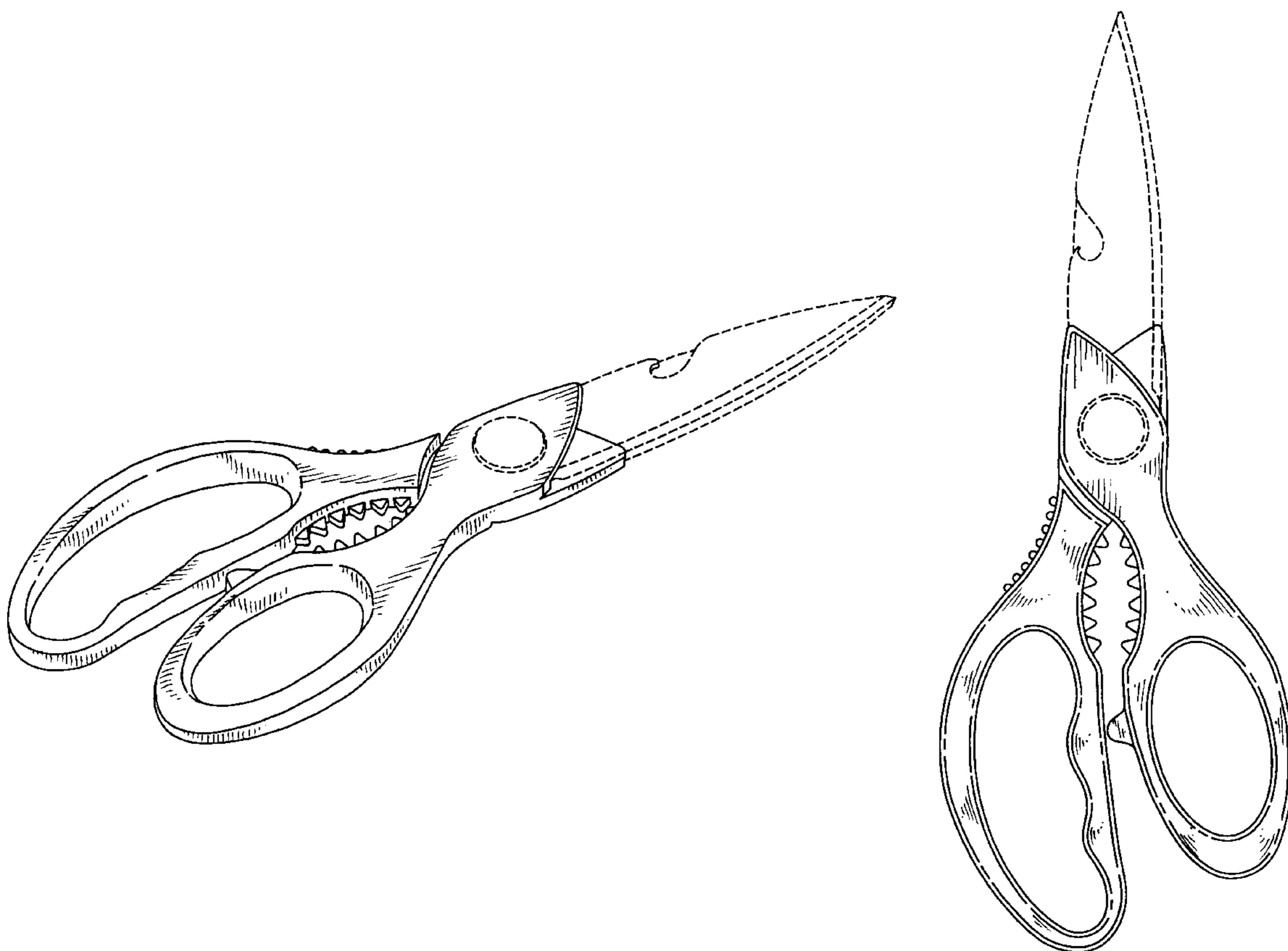
FIG. 5 is a right side elevational view thereof;

FIG. 6 is a front elevational view thereof; and,

FIG. 7 is a rear elevational view thereof.

The portions shown in broken lines are included for illustrative purposes only and form no part of the claimed design.

1 Claim, 5 Drawing Sheets



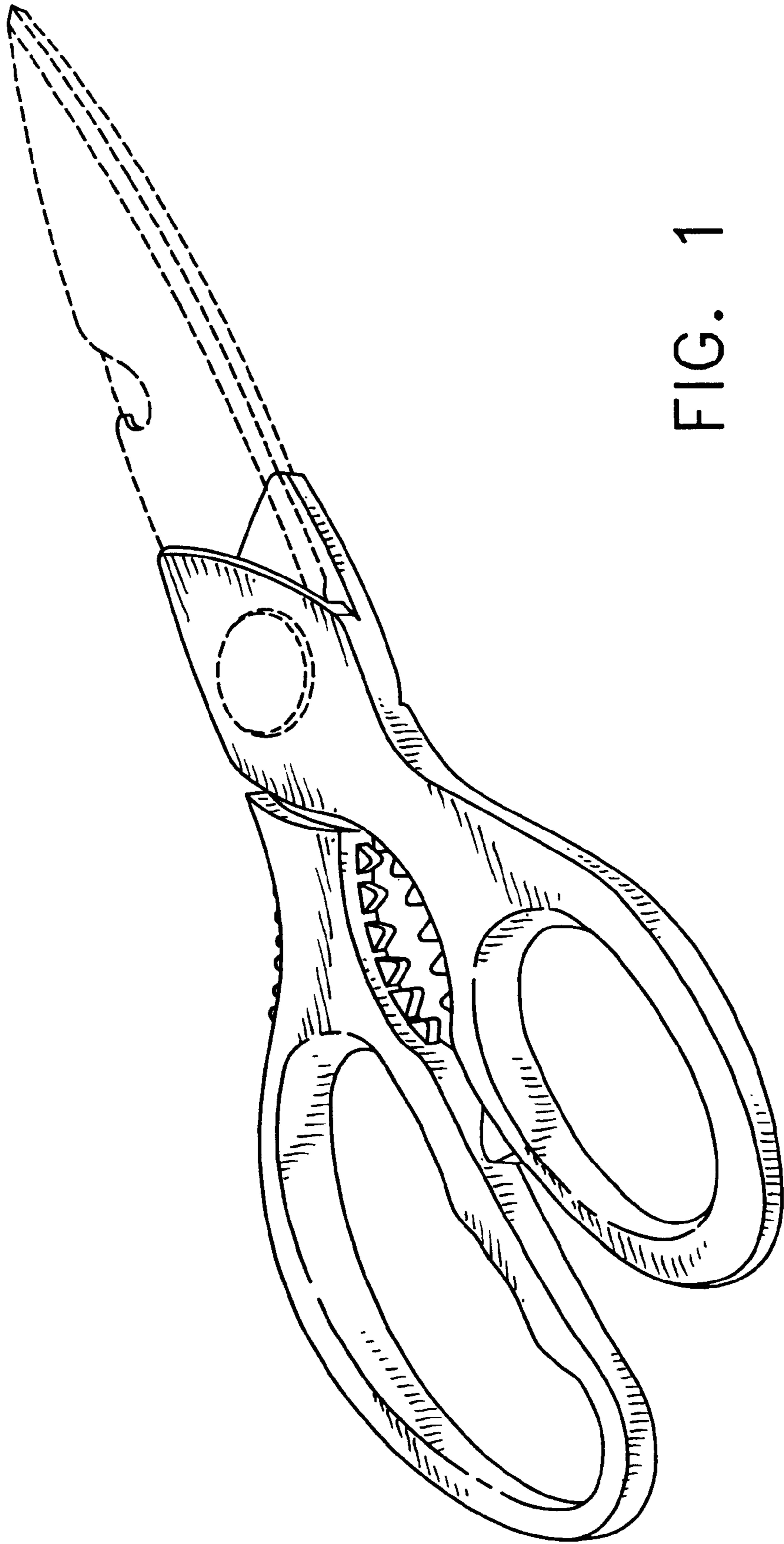


FIG. 1

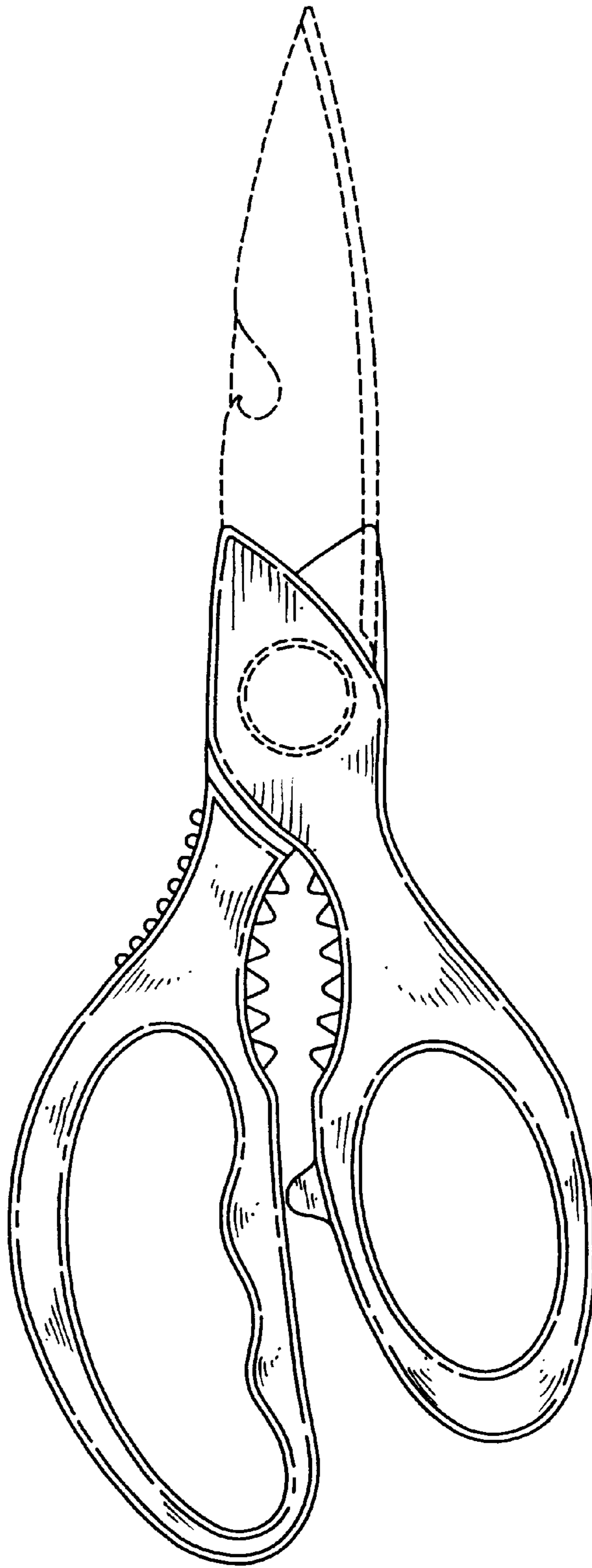


FIG. 2

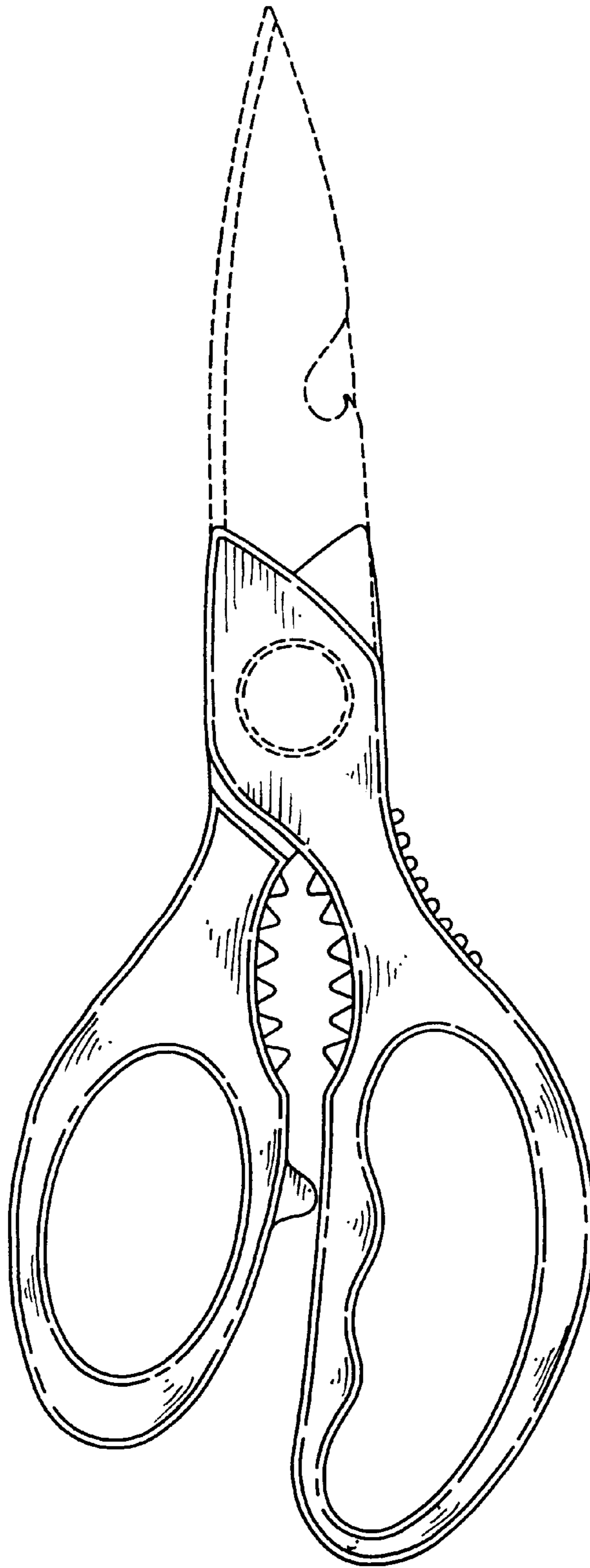


FIG. 3

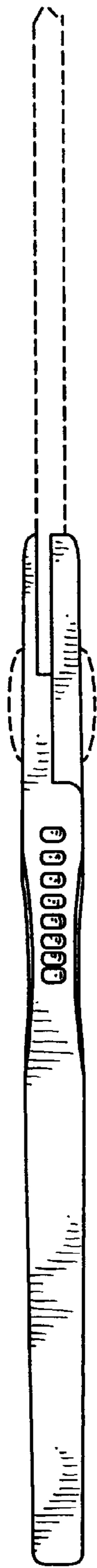


FIG. 4



FIG. 5

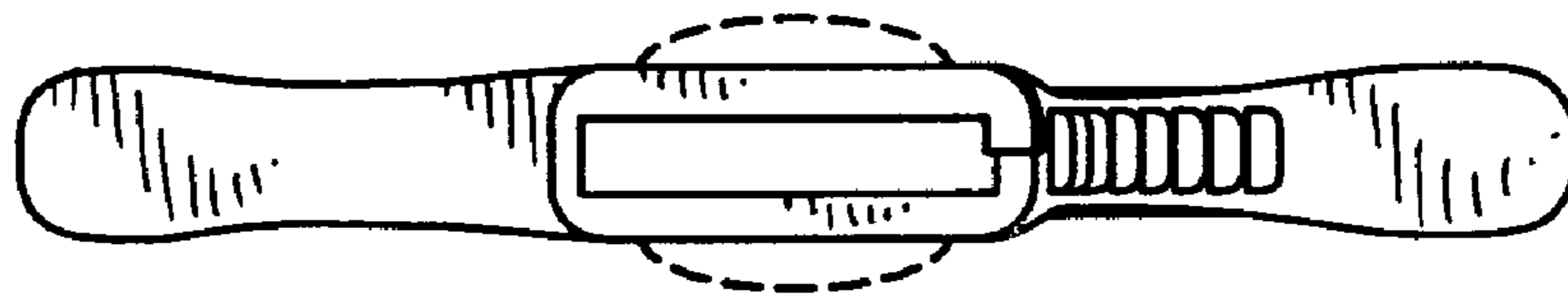


FIG. 6

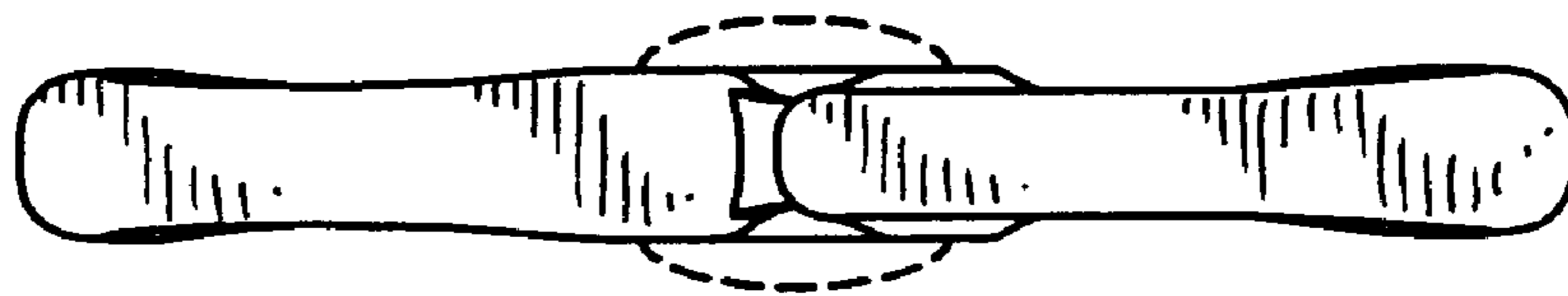


FIG. 7