



US00D471723S

(12) **United States Design Patent**
Laguelle

(10) **Patent No.:** **US D471,723 S**

(45) **Date of Patent:** **** Mar. 18, 2003**

(54) **HANGER**

(75) Inventor: **Jean-Claude Laguelle**, Cosne d'Allier (FR)

(73) Assignee: **ETS Laguelle S.A.** (FR)

(**) Term: **14 Years**

(21) Appl. No.: **29/156,318**

(22) Filed: **Feb. 28, 2002**

(30) **Foreign Application Priority Data**

Aug. 29, 2001 (XH) DM/057 303

(51) **LOC (7) Cl.** **06-08**

(52) **U.S. Cl.** **D6/319; D6/317**

(58) **Field of Search** D6/315, 317, 319, D6/386, 513; 211/113, 119, 85.3; 223/85, 88, 91, 96, 87, DIG. 1

(56) **References Cited**

U.S. PATENT DOCUMENTS

D318,573 S * 7/1991 Abdi D6/319

5,078,307 A * 1/1992 Suddath 223/88
D340,137 S * 10/1993 Tocci D6/317
5,839,629 A * 11/1998 Zuckerman 223/85
D408,156 S * 4/1999 Eiley et al. D6/317
D419,310 S * 1/2000 Abdi D6/319
D446,947 S * 8/2001 Paloheimo D6/319

* cited by examiner

Primary Examiner—B. J. Bullock

(74) *Attorney, Agent, or Firm*—Parkhurst & Wendel, L.L.P.

(57) **CLAIM**

The ornamental design for a hanger, as shown and described.

DESCRIPTION

FIG. 1 is a front view of a hanger embodying the design of the present invention;

FIG. 2 is a back view of the hanger of FIG. 1;

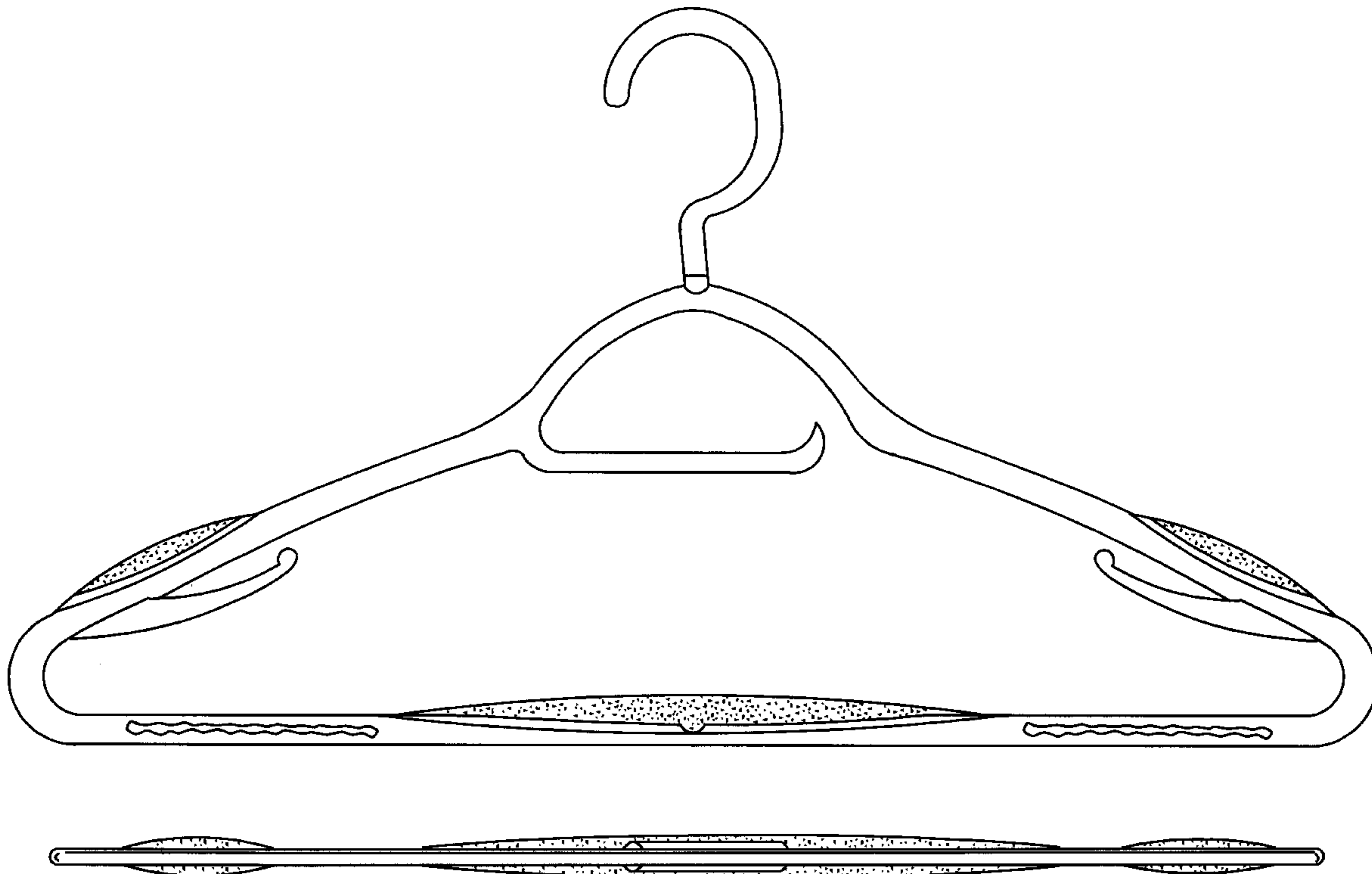
FIG. 3 is a top view of the hanger of FIG. 1;

FIG. 4 is a bottom view of the hanger of FIG. 1;

FIG. 5 is a left end view of the hanger of FIG. 1; and,

FIG. 6 is a right end view of the hanger of FIG. 1.

1 Claim, 4 Drawing Sheets



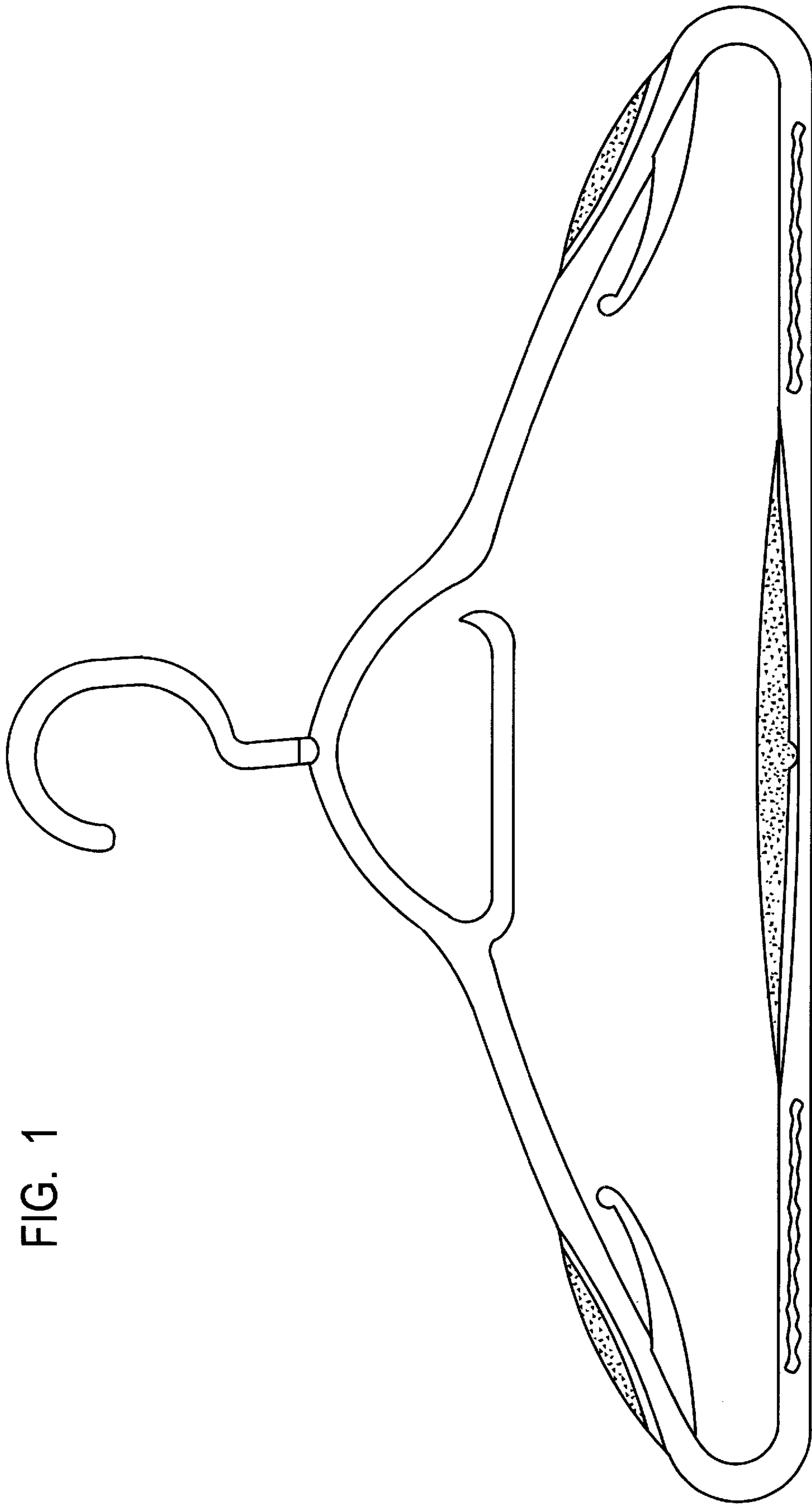


FIG. 1

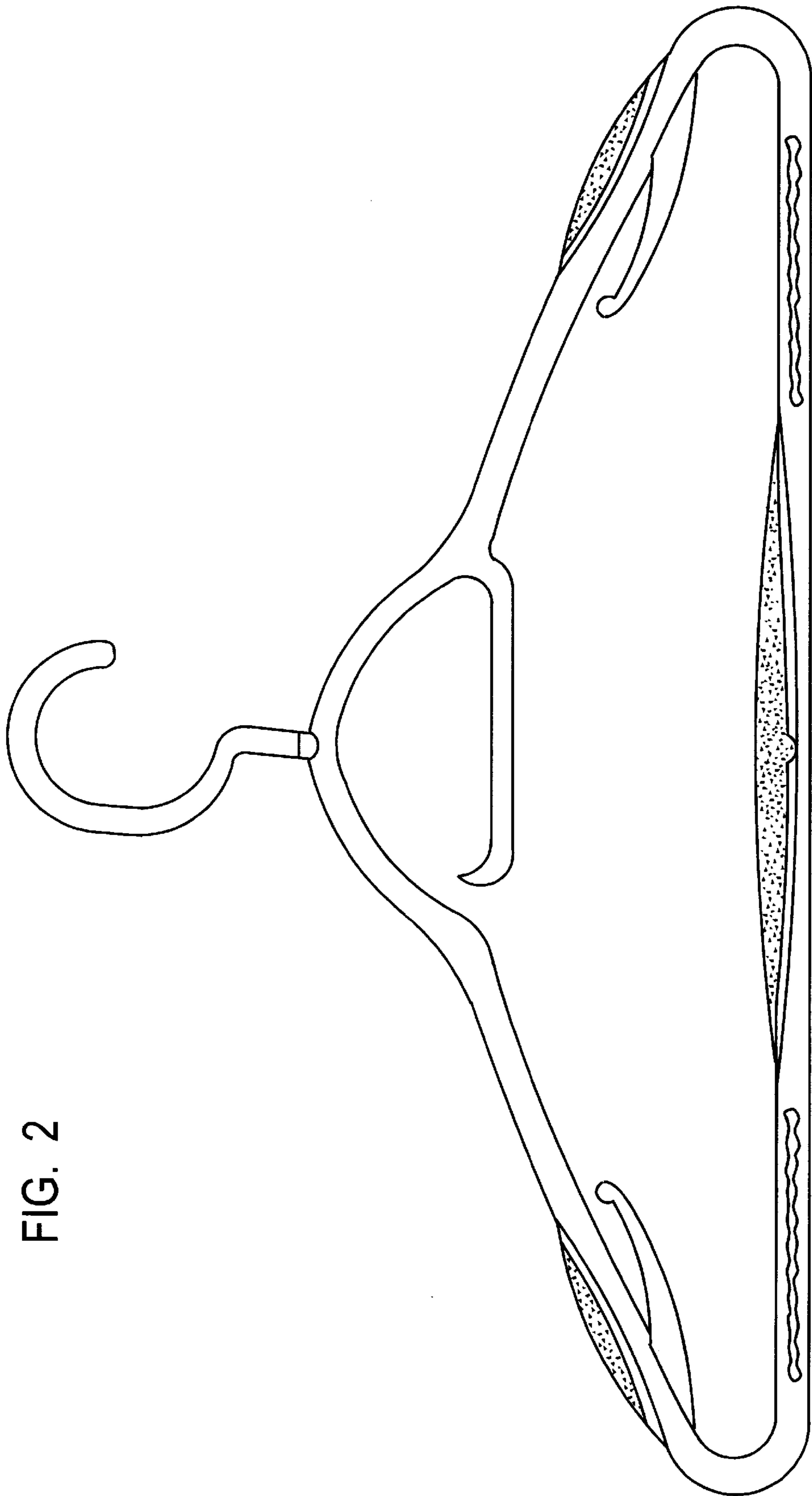


FIG. 2

FIG. 3



FIG. 4



FIG. 5



FIG. 6

