



US00D471714S

(12) **United States Design Patent**
Vazquez

(10) **Patent No.:** **US D471,714 S**

(45) **Date of Patent:** **** Mar. 18, 2003**

(54) **CONVEX U-SHAPED POCKET WITH BAG PORTION**

(75) **Inventor:** **Maximino Vazquez**, New York, NY (US)

(73) **Assignee:** **Maxworld Inc.**, New York, NY (US)

(**) **Term:** **14 Years**

(21) **Appl. No.:** **29/141,262**

(22) **Filed:** **May 2, 2001**

D389,642 S	1/1998	Nadel	D3/254
5,799,336 A	9/1998	Cooper	2/247
5,809,576 A	9/1998	Hutson et al.	2/247
5,881,383 A	3/1999	Perkins	2/144
D418,974 S	1/2000	Vazquez	D3/226
D419,761 S	2/2000	Vazquez	D3/18
D431,901 S	10/2000	Vazquez	D3/18
D433,807 S	11/2000	Vazquez	D3/303
D439,043 S	3/2001	Vazquez	D3/18
D441,187 S	5/2001	Vazquez	
D441,188 S	5/2001	Vazquez	
D441,517 S	* 5/2001	Shaffer	D2/717
D441,525 S	5/2001	Vazquez	D3/18
D441,526 S	5/2001	Vazquez	D3/18

Related U.S. Application Data

(63) Continuation-in-part of application No. 29/116,328, filed on Dec. 30, 1999.

(51) **LOC (7) Cl.** **03-01**

(52) **U.S. Cl.** **D3/318; D2/857**

(58) **Field of Search** D2/716, 769, 771, D2/786, 791, 812, 820, 836, 839, 857, 863, 864; 2/247-254; D3/303, 318, 319, 201, 215, 216, 232; 224/575-577, 581, 652

References Cited

U.S. PATENT DOCUMENTS

1,401,660 A	*	12/1921	White	224/563
1,491,711 A		4/1924	Levine	
2,103,594 A	*	12/1937	Murray	2/247
2,123,447 A		7/1938	Waite	2/48
2,493,085 A		1/1950	Pincus	150/1.7
D174,822 S	*	5/1955	Macy	D2/839
D205,756 S		9/1966	Triplett	D9/2
3,322,176 A		5/1967	Geller	150/1.7
D250,737 S		1/1979	Brosk	D2/226
D258,998 S		4/1981	Pratt et al.	D3/41
4,301,549 A		11/1981	Ingram	2/250
4,838,709 A		6/1989	Guerrero et al.	383/18
D350,024 S		8/1994	Ryker	D3/202
D385,452 S		10/1997	Marti	D6/601

* cited by examiner

Primary Examiner—Louis S. Zarfes

Assistant Examiner—Deanne Levy

(74) *Attorney, Agent, or Firm*—Darby & Darby P.C.

(57) **CLAIM**

The ornamental design of a convex u-shaped pocket with bag portion, as shown and described.

DESCRIPTION

FIG. 1 is a top plan view of a convex u-shaped pocket with bag portion, attached to at least a portion of a bag and illustrated with an access shown in broken lines;

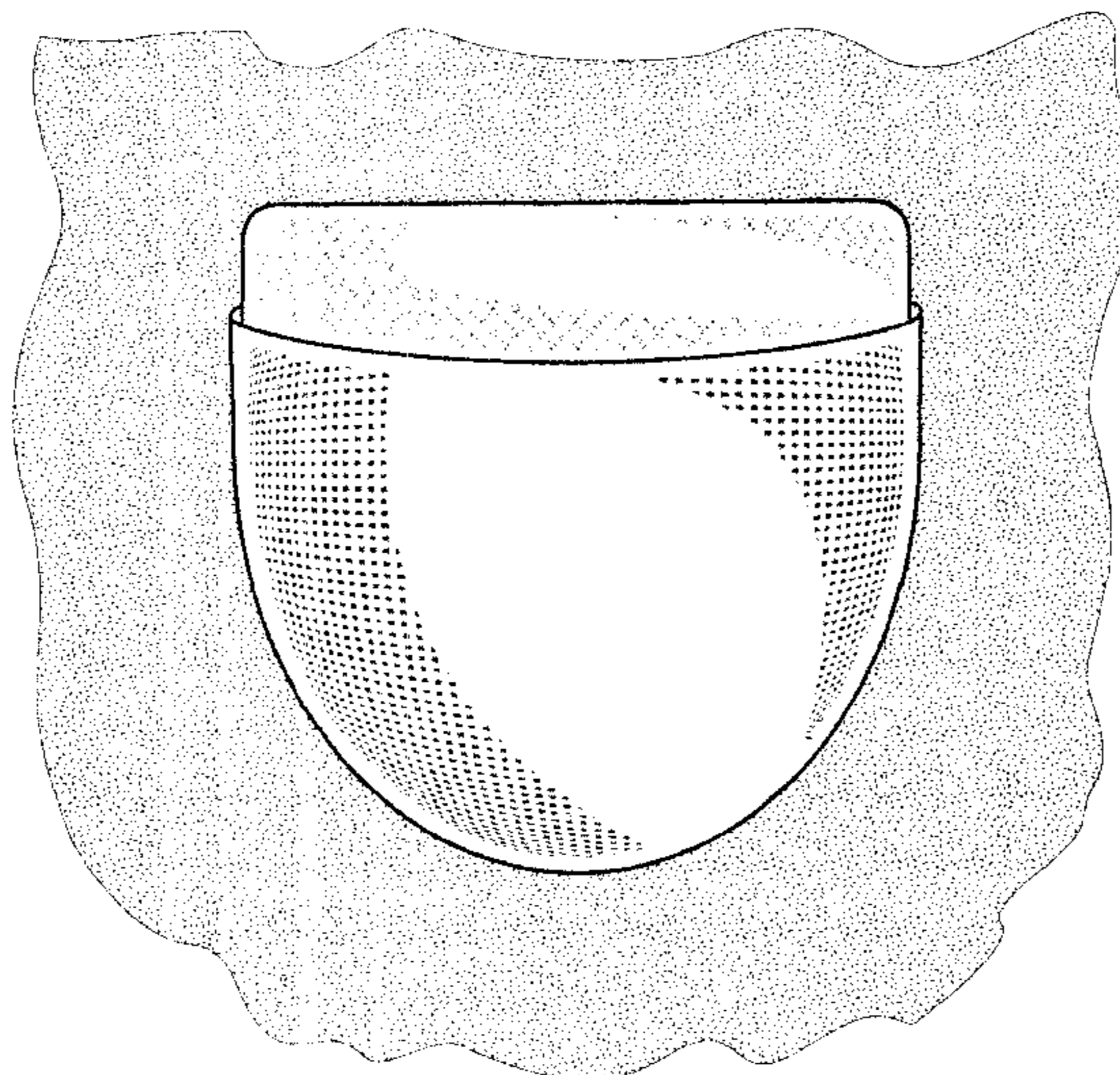
FIG. 2 is a bottom plan view thereof where only a portion of the bag is viewable;

FIG. 3 is a right side elevational view of FIG. 1; the left side being a mirror image thereof; and,

FIG. 4 is a top plan view for a convex u-shaped pocket with bag portion as in FIG. 1, showing an alternative arrangement with multiple fabrics having different shading including the major u-shaped portion with shading indicating the first preselected fabric, the minor u-shaped portion with shading indicating the second preselected fabric.

Any other broken lines are to show the environment only and are not part of the claimed design.

1 Claim, 3 Drawing Sheets



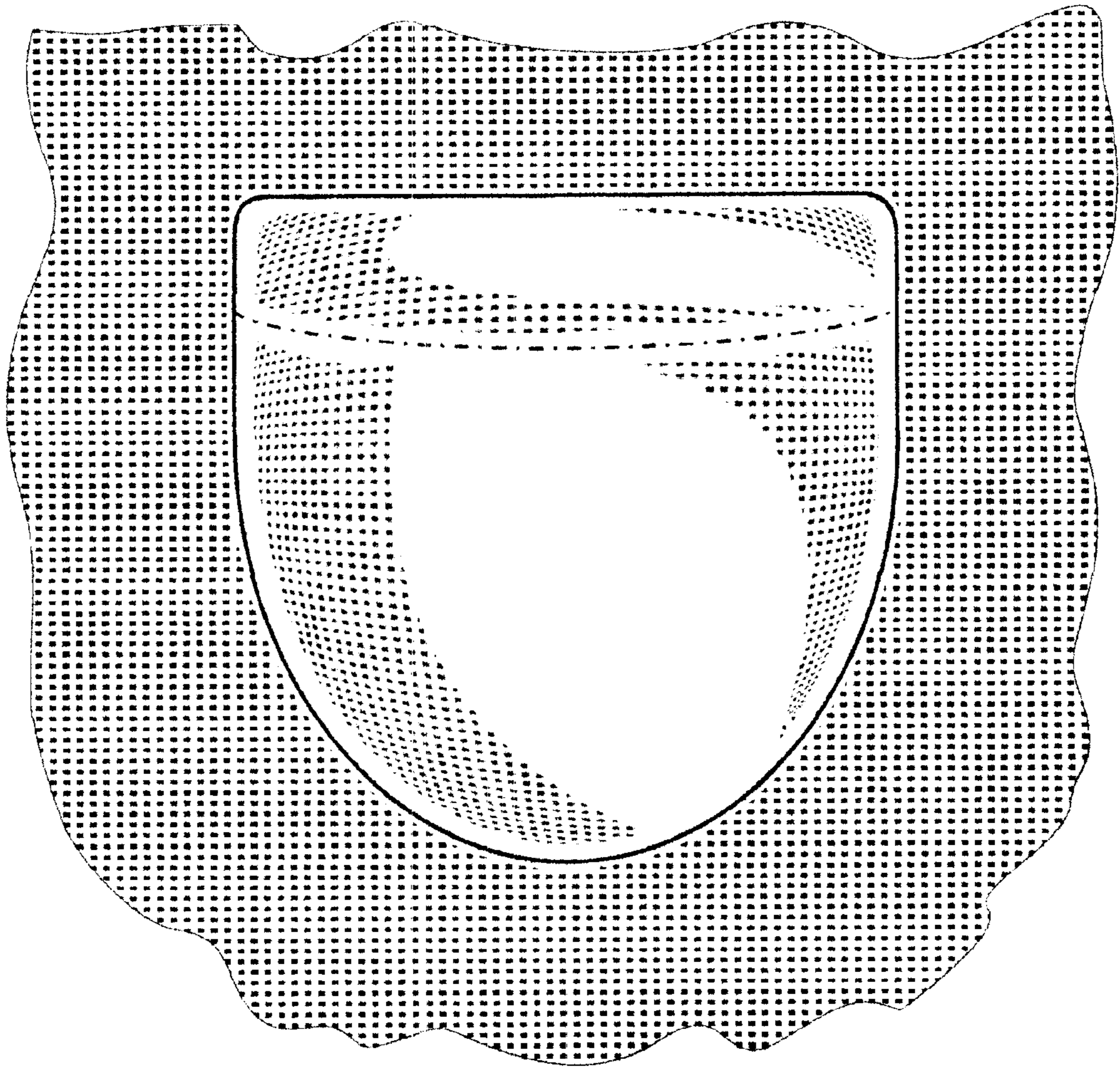


FIG. 1




FIG. 2




FIG. 3

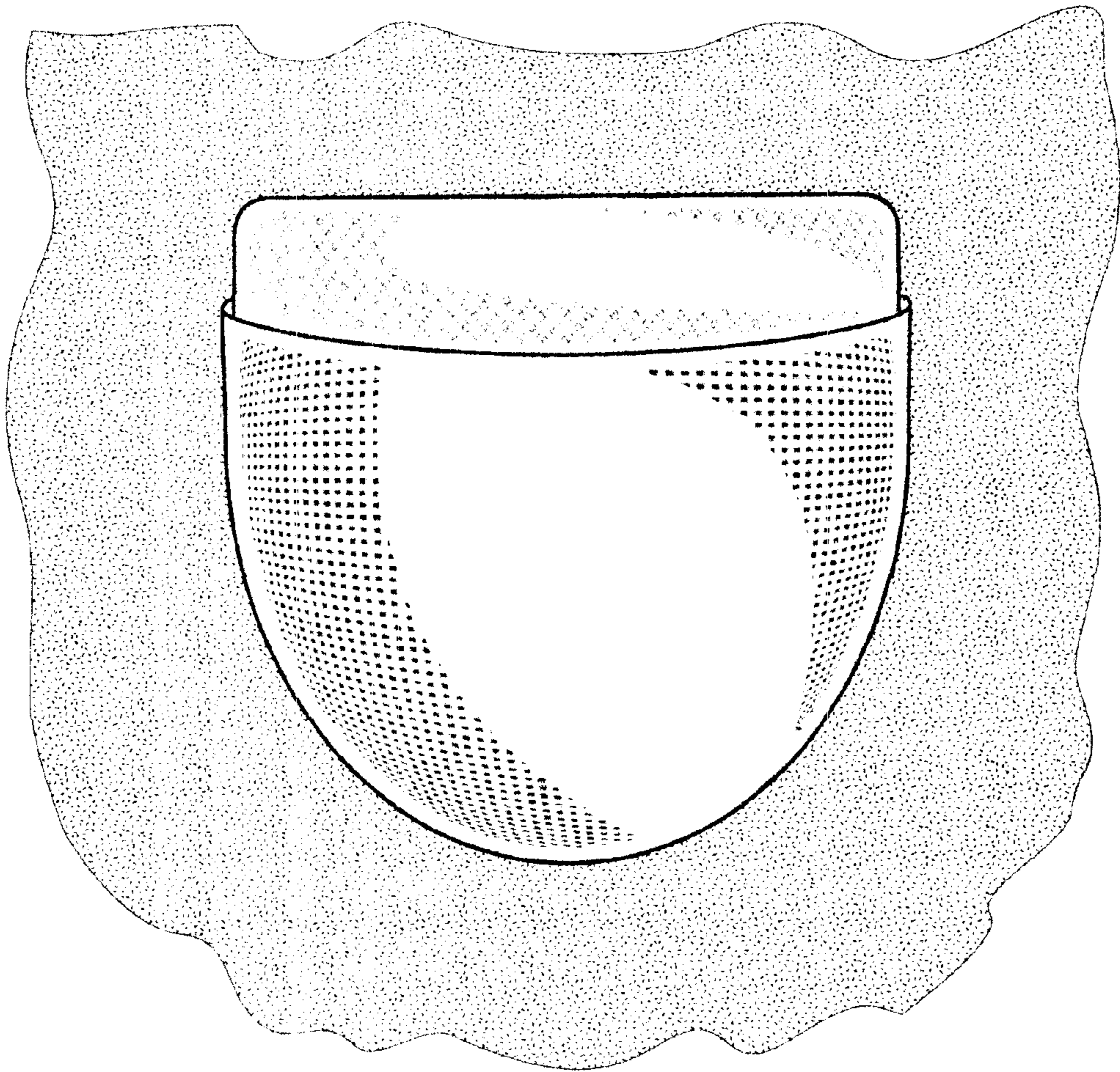


FIG. 4