



US00D471708S

(12) **United States Design Patent**  
**Rugg**

(10) **Patent No.: US D471,708 S**

(45) **Date of Patent: \*\* \*Mar. 18, 2003**

(54) **FLEXIBLE BALL BAG**

(76) **Inventor: Douglas Rugg, 1593 Santa Ana Ave.,  
Costa Mesa, CA (US) 92627**

(\* **Notice:** This patent is subject to a terminal disclaimer.

(\*\*) **Term: 14 Years**

(21) **Appl. No.: 29/133,503**

(22) **Filed: Nov. 28, 2000**

**Related U.S. Application Data**

(60) Division of application No. 29/100,585, filed on Feb. 10, 1999, which is a continuation-in-part of application No. 29/080,572, filed on Dec. 10, 1997, now Pat. No. Des. 417,074.

(51) **LOC (7) Cl. .... 03-01**

(52) **U.S. Cl. .... D3/257**

(58) **Field of Search** ..... D3/257, 221, 234,  
D3/238, 271, 259; 224/919; 206/315.1,  
315.9, 579

(56) **References Cited**

**U.S. PATENT DOCUMENTS**

D41,926 S	11/1911	Hubbell	.....	D3/258
1,717,587 A	6/1929	Shiple	.....	206/315.91
1,861,948 A	* 6/1932	Barkdoll	.....	D3/257 X
1,927,492 A	9/1933	Halpin	.....	206/315.91
D125,988 S	3/1941	Anderson	.....	D3/258
D236,036 S	7/1975	Tibbs	.....	D3/238
D246,873 S	* 1/1978	Kling	.....	D3/238
4,877,166 A	* 10/1989	Gelinas, Jr.	.....	D3/257 X
D318,567 S	7/1991	Smith	.....	D3/257
D332,350 S	1/1993	Anderson	.....	D3/257
5,238,162 A	8/1993	LaCivita	.....	224/250

D339,915 S	10/1993	Lucas	.....	D3/271
D341,295 S	* 11/1993	Thorpe	.....	D3/238 X
D346,273 S	4/1994	Lucas	.....	D3/271
D349,008 S	7/1994	Minor	.....	D7/606
D363,817 S	11/1995	Beckwith	.....	D3/254
D365,443 S	12/1995	Wu	.....	D3/226
D370,951 S	6/1996	Lazar	.....	D21/692
D375,626 S	11/1996	Eaton et al.	.....	D3/257
D384,199 S	9/1997	Dixon et al.	.....	D3/217
D393,364 S	4/1998	John	.....	D3/221
D394,348 S	5/1998	Aliff	.....	D3/238
D404,198 S	1/1999	Eaton et al.	.....	D3/257

\* cited by examiner

*Primary Examiner*—Catherine R. Oliver

(74) *Attorney, Agent, or Firm*—Daniel J. Meaney, Jr.

(57) **CLAIM**

The ornamental design for a flexible ball bag, as shown and described.

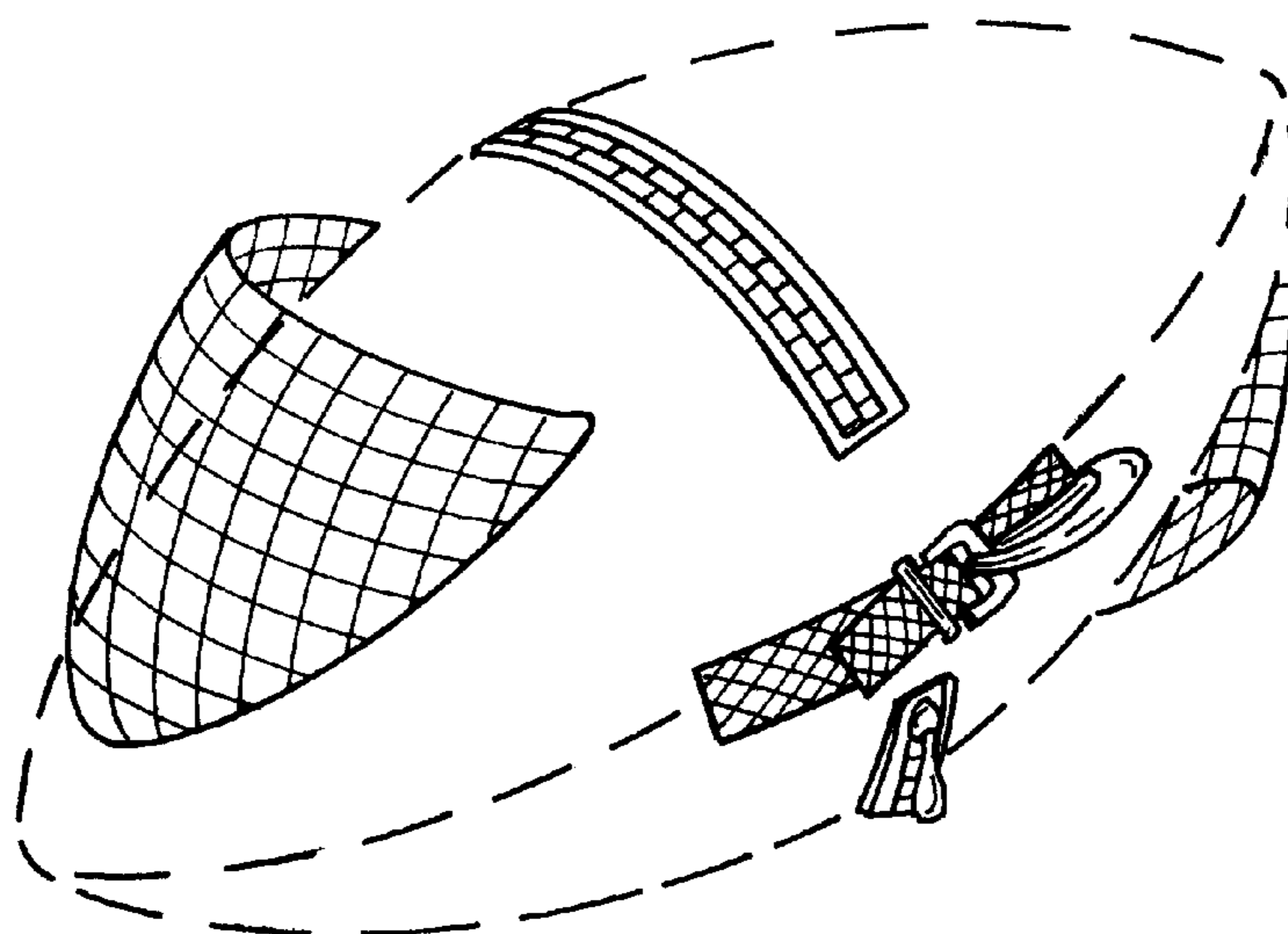
**DESCRIPTION**

FIG. 1 is a top, front and left perspective view of a flexible ball bag depicting a football showing a carrying handle oriented substantially perpendicular to a zipper having two open mesh fabric pockets positioned on an exterior surface of the flexible ball bag; and,

FIG. 2 is a bottom, rear and right perspective view of the flexible ball bag of FIG. 1.

The broken lines showing the shape of an article is for illustrative purposes only and forms no part of the claimed designed. The characteristic feature of this design resides in the appearance of a carrying handle oriented substantially perpendicular to a zipper and the design may include at least one open mesh pocket positioned on an exterior surface of the flexible ball bag giving an appearance of fullness and bulk to the flexible ball bag.

**1 Claim, 1 Drawing Sheet**



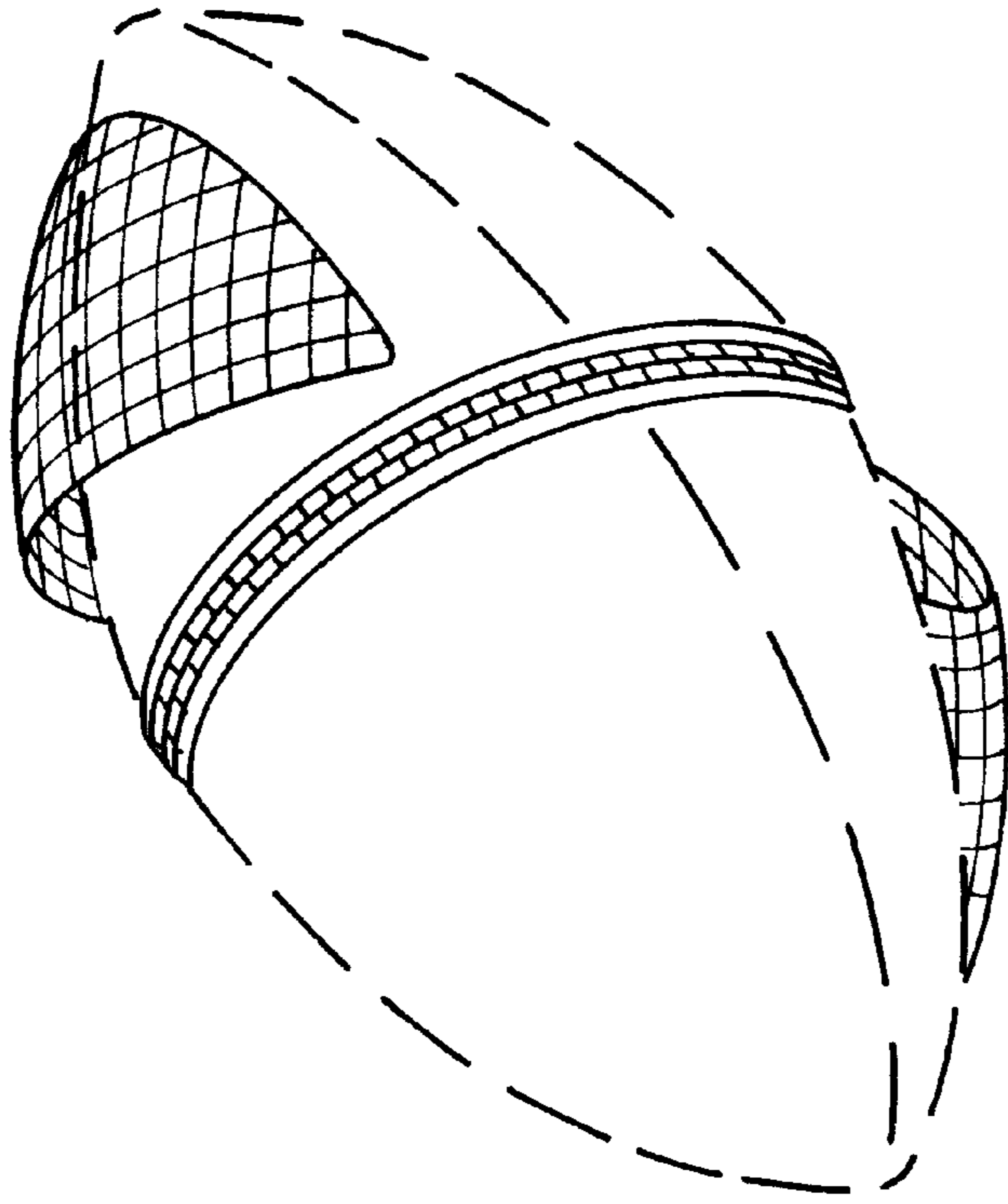


Fig 2

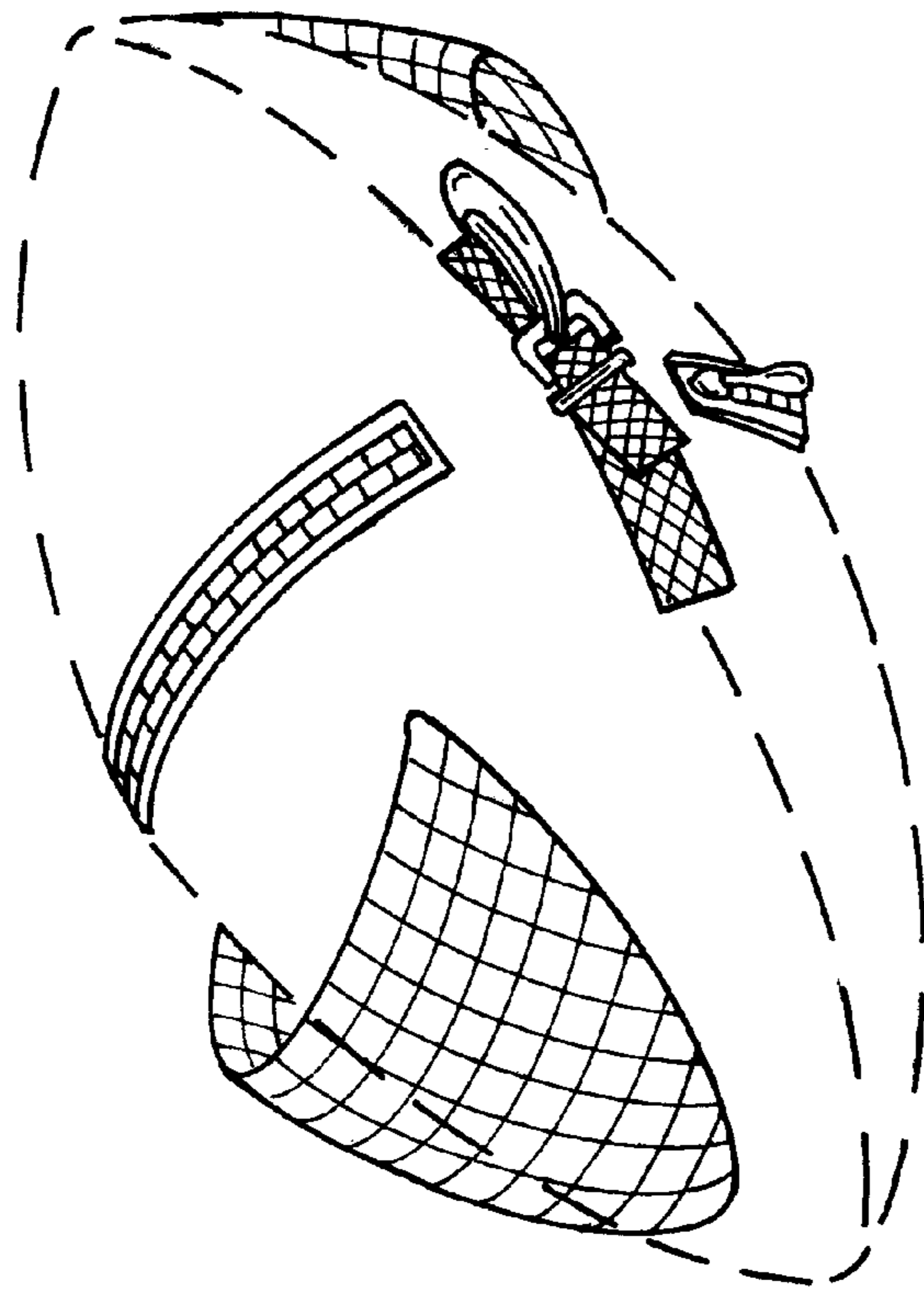


Fig 1