



US00D471704S

(12) **United States Design Patent**
Moore

(10) **Patent No.:** **US D471,704 S**

(45) **Date of Patent:** **** Mar. 18, 2003**

(54) **CONTRACEPTIVES CARRIER**

(75) **Inventor:** **Rocio G. Moore**, Rancho Cucamonga,
CA (US)

(73) **Assignee:** **JoAnna Wilson**

(**) **Term:** **14 Years**

(21) **Appl. No.:** **29/122,803**

(22) **Filed:** **May 4, 2000**

(51) **LOC (7) Cl.** **03-01**

(52) **U.S. Cl.** **D3/203**

(58) **Field of Search** D3/203, 201, 205,
D3/215, 225, 227, 230, 303, 212, 247-250,
248, 299, 232; 206/37, 38, 69; 150/143,
147, 149, 132

(56) **References Cited**

U.S. PATENT DOCUMENTS

- 4,316,492 A * 2/1982 Plough et al. 150/143
- D319,729 S * 9/1991 Kogutt D3/299
- 5,117,841 A * 6/1992 McBeth 206/69 X

- D340,355 S * 10/1993 Little D3/247
- D341,250 S * 11/1993 Boune D3/247
- D382,706 S * 8/1997 Sligh D3/232
- 5,778,954 A * 7/1998 Sullivan et al. 150/143

* cited by examiner

Primary Examiner—Catherine R. Oliver

(74) *Attorney, Agent, or Firm*—Boniard I. Brown

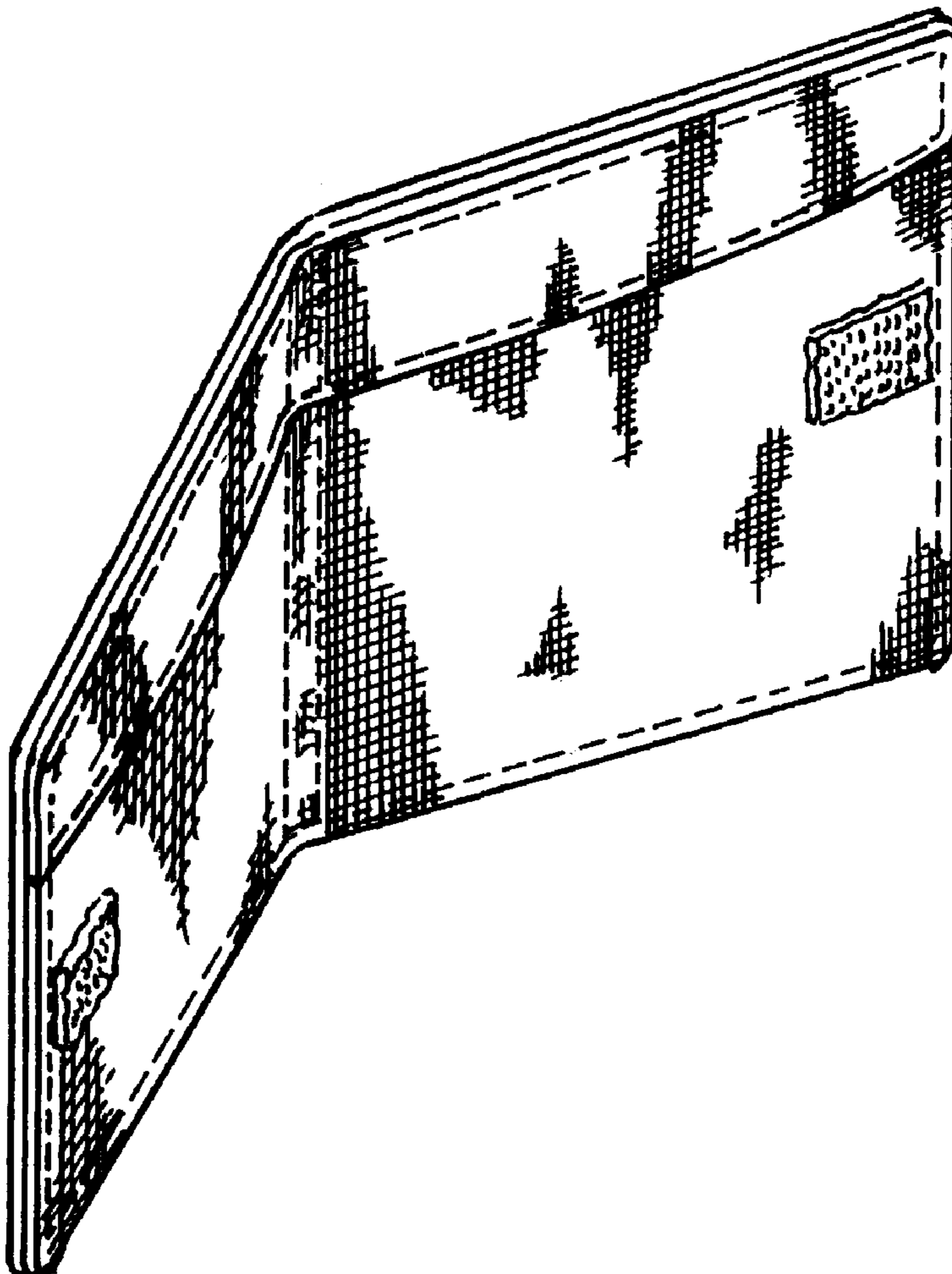
(57) **CLAIM**

The ornamental design for a contraceptives carrier, as shown and described.

DESCRIPTION

FIG. 1 is a perspective view of a contraceptives carrier, showing my new design;
FIG. 2 is a front view thereof;
FIG. 3 is a rear view thereof;
FIG. 4 is an end view thereof;
FIG. 5 is an end view opposite from that shown in FIG. 4; and,
FIG. 6 is a top view thereof.

1 Claim, 1 Drawing Sheet



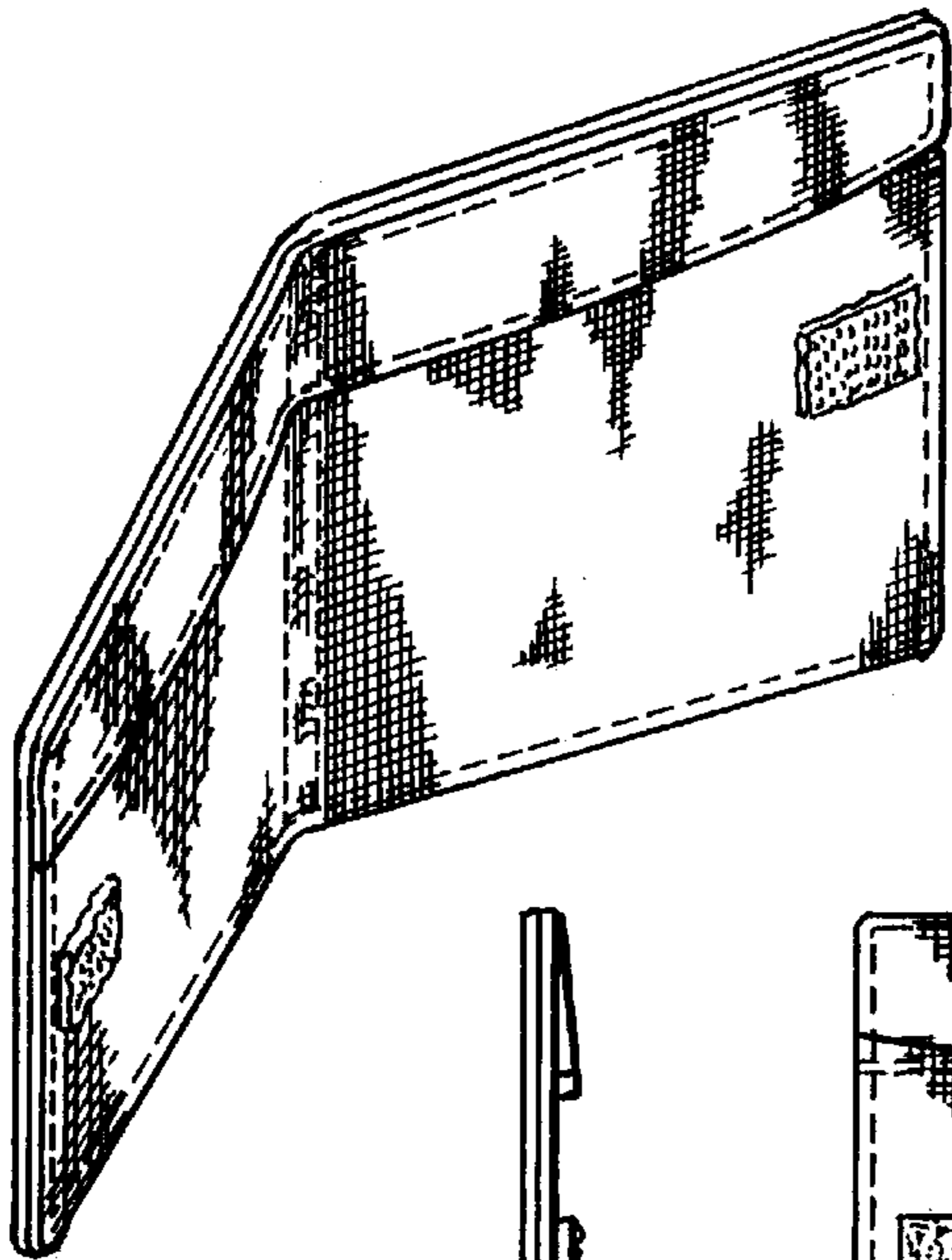


FIG.—1



FIG.—4

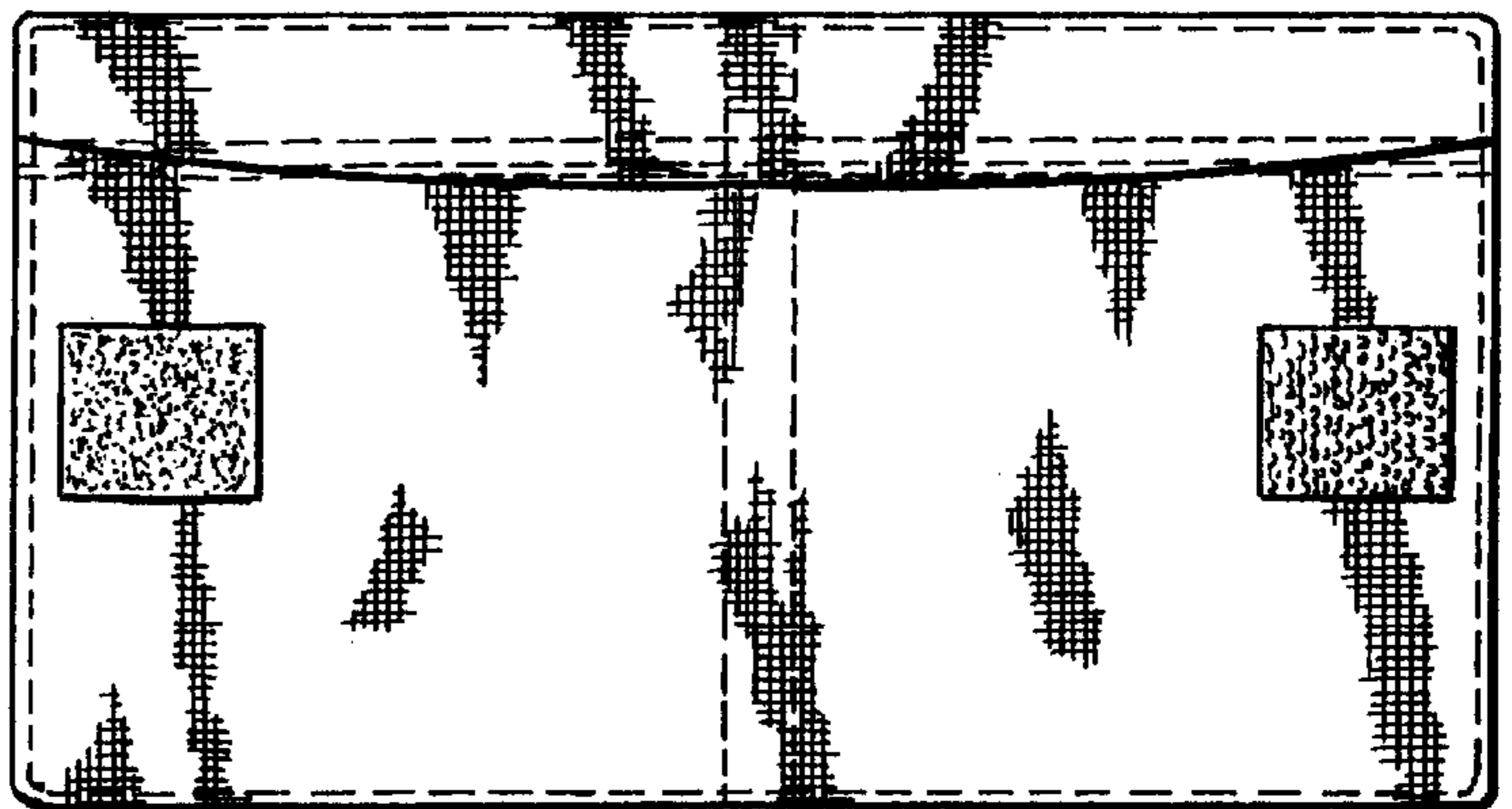


FIG.—2

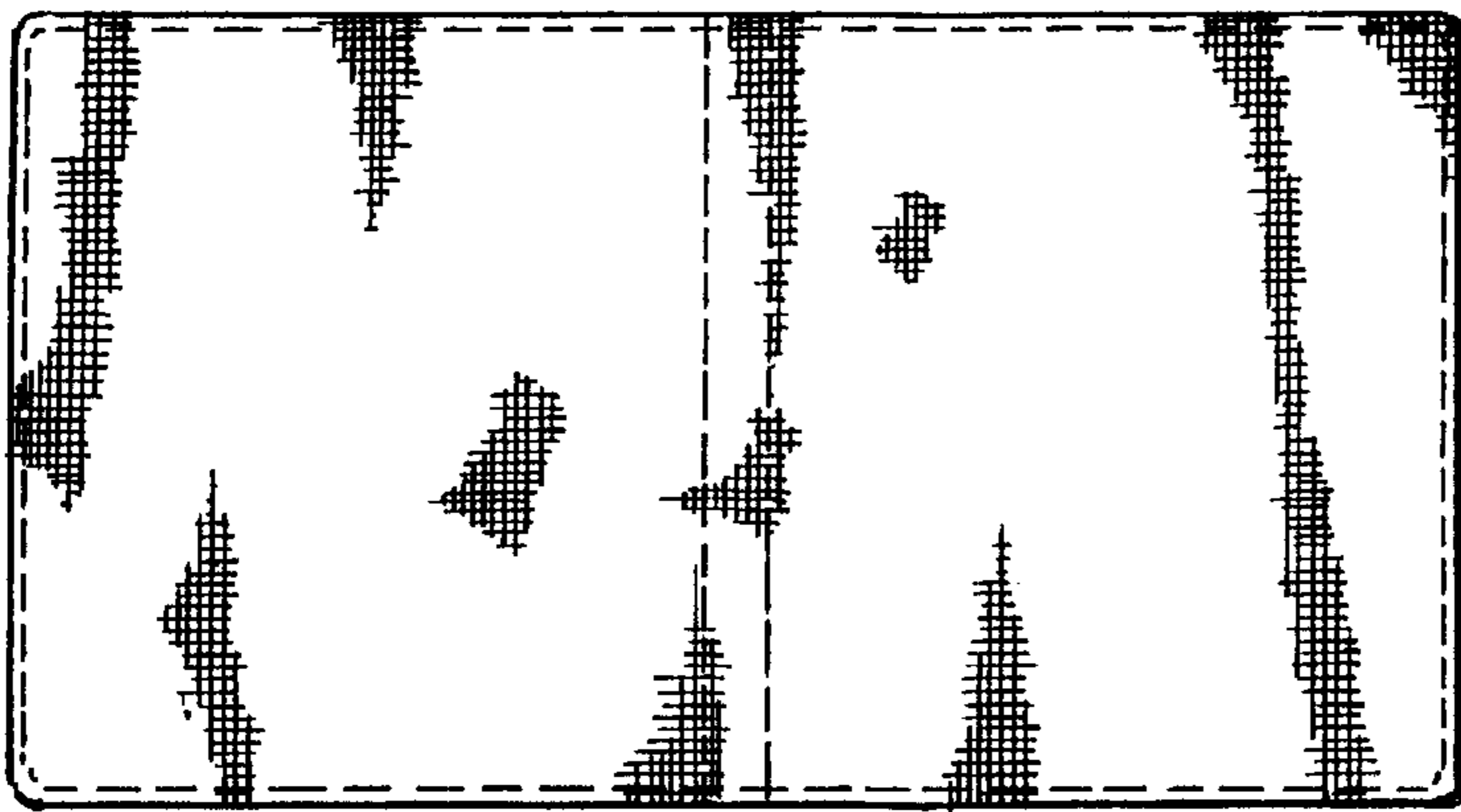


FIG.—3




FIG.—6



FIG.—5