



US00D471698S

(12) **United States Design Patent**
Brown

(10) **Patent No.:** **US D471,698 S**

(45) **Date of Patent:** **** Mar. 18, 2003**

(54) **SUPPORTIVE SOLE INSERT FOR A SHOE**

(75) Inventor: **Christopher W. Brown**, Portland, ME (US)

(73) Assignee: **L. L. Bean, Inc.**, Freeport, ME (US)

(**) Term: **14 Years**

(21) Appl. No.: **29/131,633**

(22) Filed: **Oct. 25, 2000**

Related U.S. Application Data

(62) Division of application No. 29/122,424, filed on Apr. 26, 2000.

(51) **LOC (7) Cl.** **02-04**

(52) **U.S. Cl.** **D2/961; D2/946; D2/948**

(58) **Field of Search** D2/760, 902, 904, D2/908, 909, 911, 914, 916, 920, 946-948, 951-962, 964, 972, 977; 36/22 R, 24.5, 25 R, 28, 29, 32 R, 43, 44, 55, 59 C, 59 R, 91, 97, 102, 103, 129, 134, 142, 149

(56) **References Cited**

U.S. PATENT DOCUMENTS

D52,217 S	*	7/1918	Haynes	D2/951
4,858,338 A		8/1989	Schmid		
4,860,463 A	*	8/1989	Pin	36/3 B
4,892,554 A	*	1/1990	Robinson	623/55
5,185,943 A		2/1993	Tong et al.		
D334,276 S	*	3/1993	Feller et al.	D2/946
5,333,397 A	*	8/1994	Hausch	36/3 B
D380,289 S	*	7/1997	Sand	D2/959
5,647,145 A	*	7/1997	Russell et al.	36/28
5,729,912 A	*	3/1998	Gutkowski et al.	36/97
5,845,420 A		12/1998	Buccianti et al.		
D410,965 S	*	6/1999	Schuette et al.	D2/957
5,915,820 A		6/1999	Kraeuter et al.		

D416,378 S	*	11/1999	McNaught	D2/952
D433,213 S	*	11/2000	Schuette et al.	D2/957
D441,175 S	*	5/2001	Ritter et al.	D2/908
D446,917 S	*	8/2001	Brown	D2/961
6,412,196 B1	*	7/2002	Gross	36/102
2002/0017036 A1	*	2/2002	Berger et al.	36/3 B

OTHER PUBLICATIONS

Road Runner Sports; Catalog pp. 63 to 93, Sep./Oct. , 1999. L.L. Bean; Gear Guide 2000 Women's catalog; pp. 51 and back cover; Mar. 2000.

L. L. Bean; Spring 2000 Women's Fitness and Outdoor Apparel Catalog, pp. 69, 71, Mar. 2000.

L.L. Bean; Summer Collection 2000, Catalog, pp. 88, 89; Mar. 2000.

Adidas internet website pages; adidas: shoe techguide: motion; <http://www.adidas.de/global/products/techguide/motion.htm>, "Torsion System", Motion Control and Stability undated.

* cited by examiner

Primary Examiner—Celia Murphy

(74) *Attorney, Agent, or Firm*—W. F. Fasse; W. G. Fasse

(57) **CLAIM**

The ornamental design for a supportive sole insert for a shoe, as shown and described.

DESCRIPTION

FIG. 1 is a top perspective view of a supportive sole insert for a shoe showing my new design;

FIG. 2 is a top plan view thereof, the bottom being a mirror image;

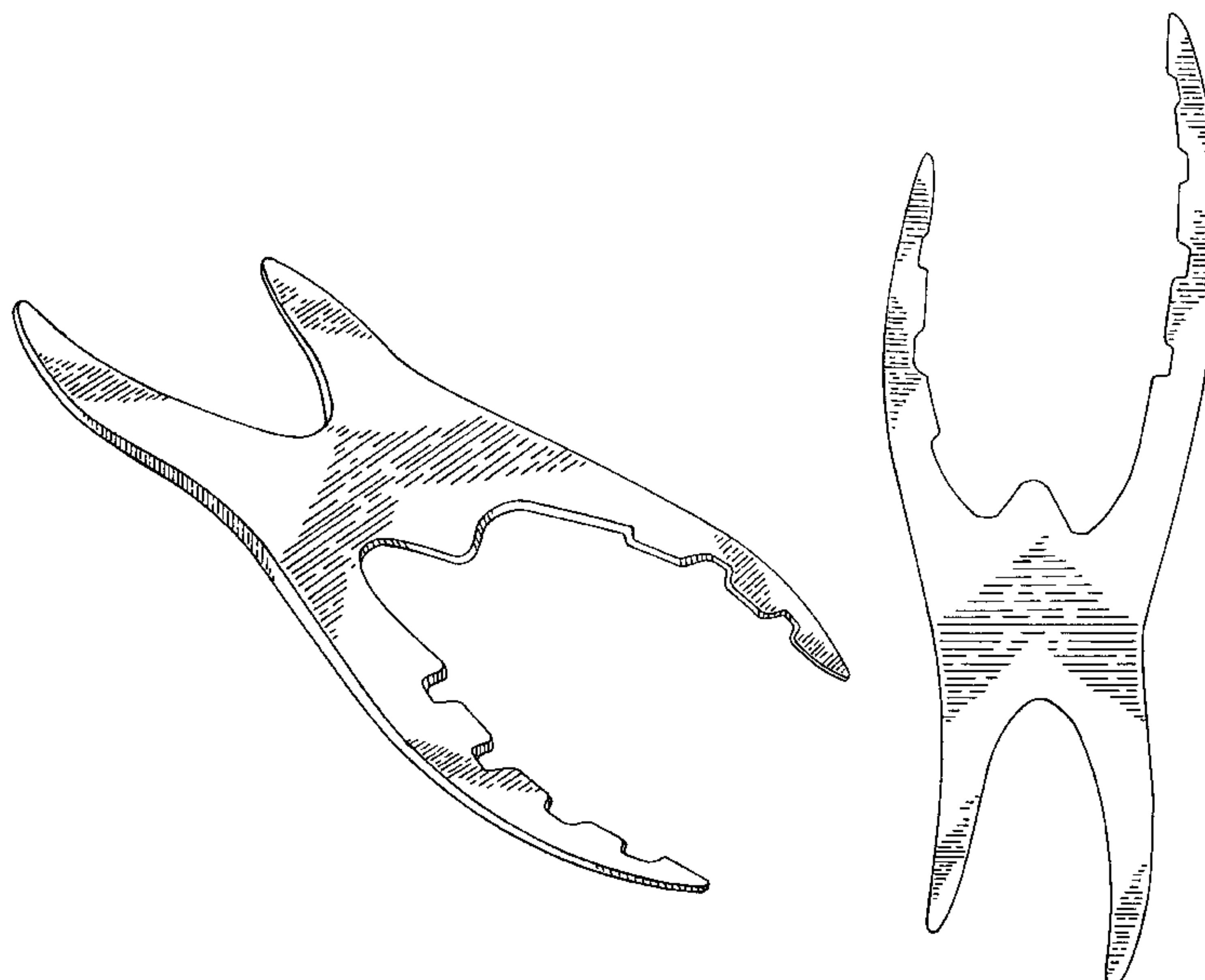
FIG. 3 is a front elevational view thereof;

FIG. 4 is a rear elevational view thereof;

FIG. 5 is a left side elevational view thereof; and,

FIG. 6 is a right side elevational view thereof.

1 Claim, 4 Drawing Sheets



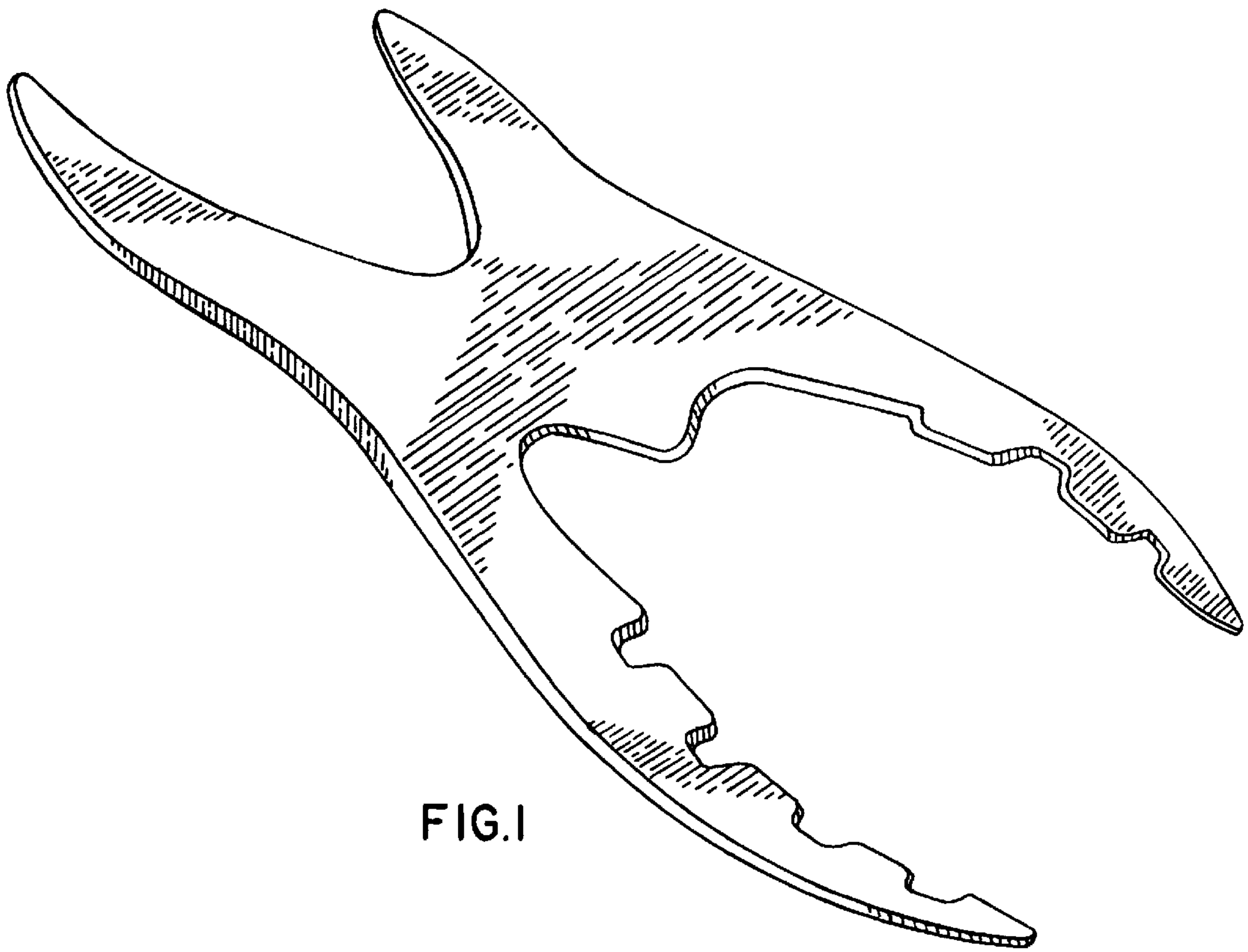


FIG. 1

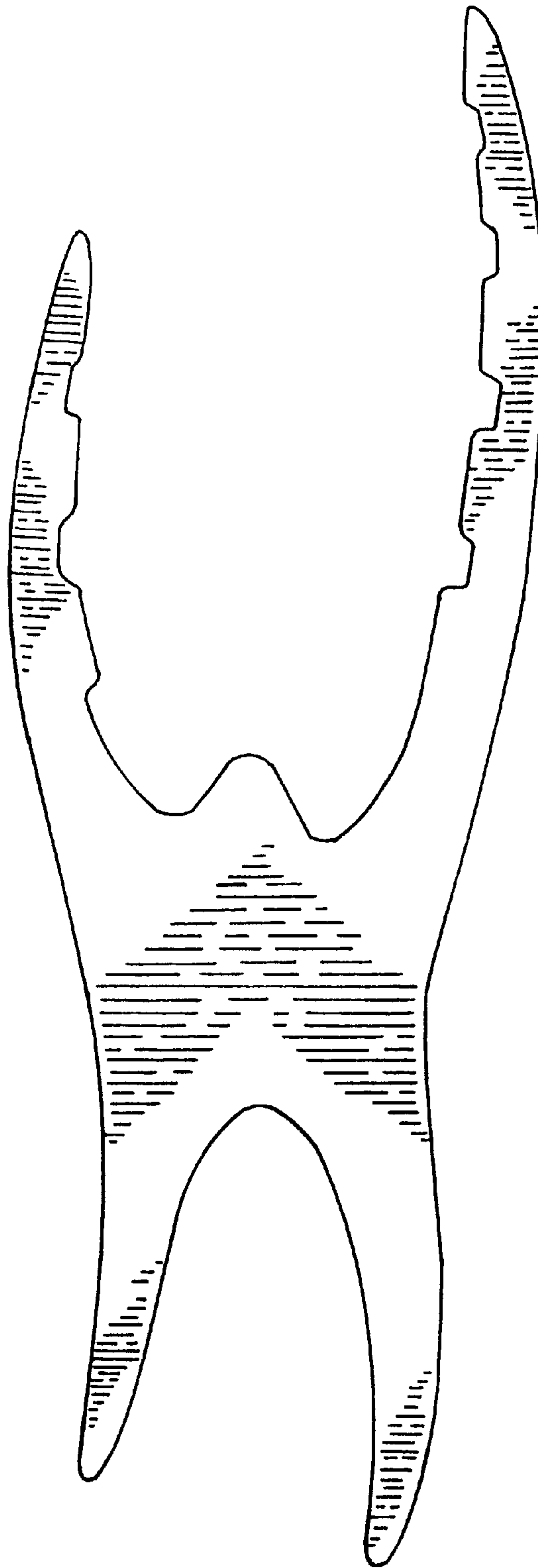


FIG. 2

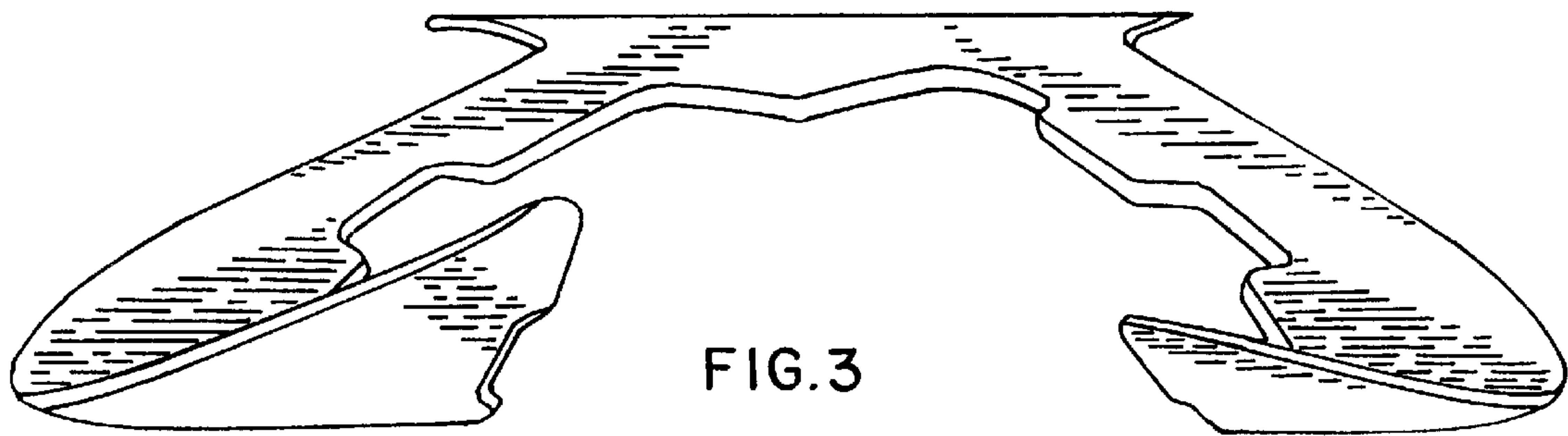


FIG. 3

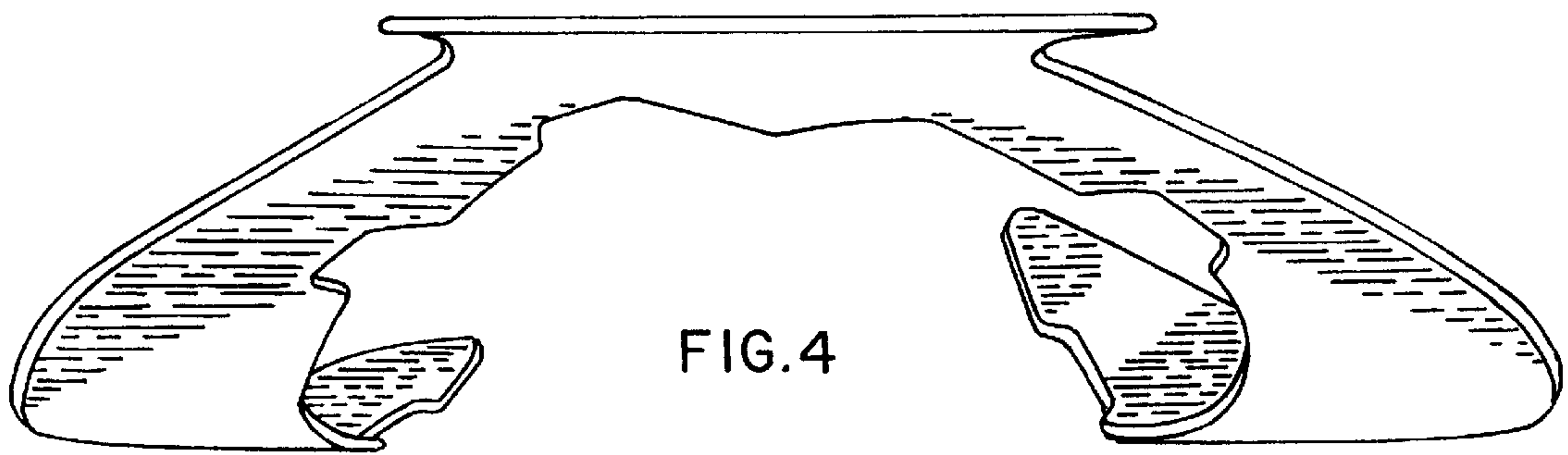


FIG. 4

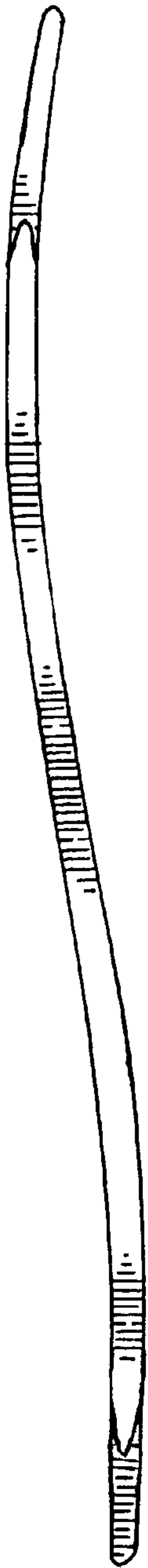


FIG. 5

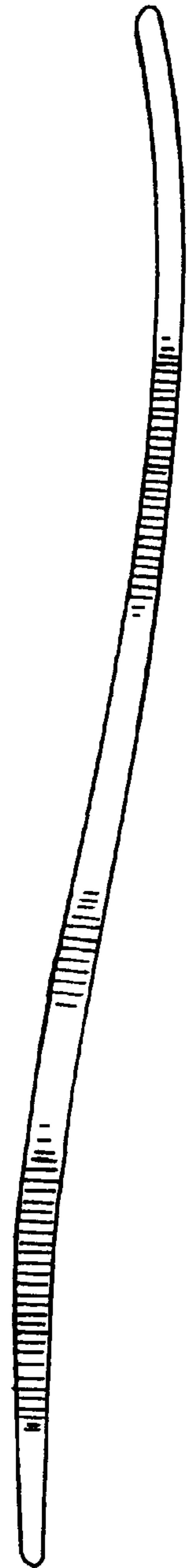


FIG. 6