



US00D471674S

(12) **United States Design Patent**
Redwood et al.

(10) **Patent No.:** **US D471,674 S**

(45) **Date of Patent:** **** Mar. 11, 2003**

(54) **GOLF GLOVE**

(76) Inventors: **Michael Redwood**, The Old Barton,
Charlton Adam, Somerton, Somerset
(GB), TA117AS; **Dong Kyu Sun**, 722-7
Ma Pyong Li Yong-In, Yong-In Kun
Kyong Ki Do (KR)

(**) Term: **14 Years**

(21) Appl. No.: **29/165,868**

(22) Filed: **Aug. 20, 2002**

Related U.S. Application Data

(62) Division of application No. 29/142,587, filed on May 31,
2001.

(51) **LOC (7) Cl.** **29-02**

(52) **U.S. Cl.** **D29/116.2**

(58) **Field of Search** D29/113, 116.2,
D29/117.1, 117.2, 123; D2/610, 615-621,
623; 2/16, 159-161.8, 907, 910, 917; 66/174;
15/227; D28/174

(56) **References Cited**

U.S. PATENT DOCUMENTS

- D308,436 S * 6/1990 Weitzell D29/116.2 X
- D336,562 S * 6/1993 Chin D2/619
- D420,491 S * 2/2000 Redwood et al. D2/617
- D426,922 S * 6/2000 Redwood et al. D29/116.2
- 6,338,162 B1 * 1/2002 Geng 2/161.6

* cited by examiner

Primary Examiner—Louis S. Zarfaz
Assistant Examiner—Robert A. Delehanty
(74) *Attorney, Agent, or Firm*—Swidler Berlin Shereff
Friedman, LLP

(57) **CLAIM**

The ornamental design for a golf glove, as shown and
described.

DESCRIPTION

FIG. 1 is a perspective view of the golf glove of our new
design;

FIG. 2 is a bottom elevated view thereof;

FIG. 3 is a top elevated view thereof;

FIG. 4 is a side elevated view thereof;

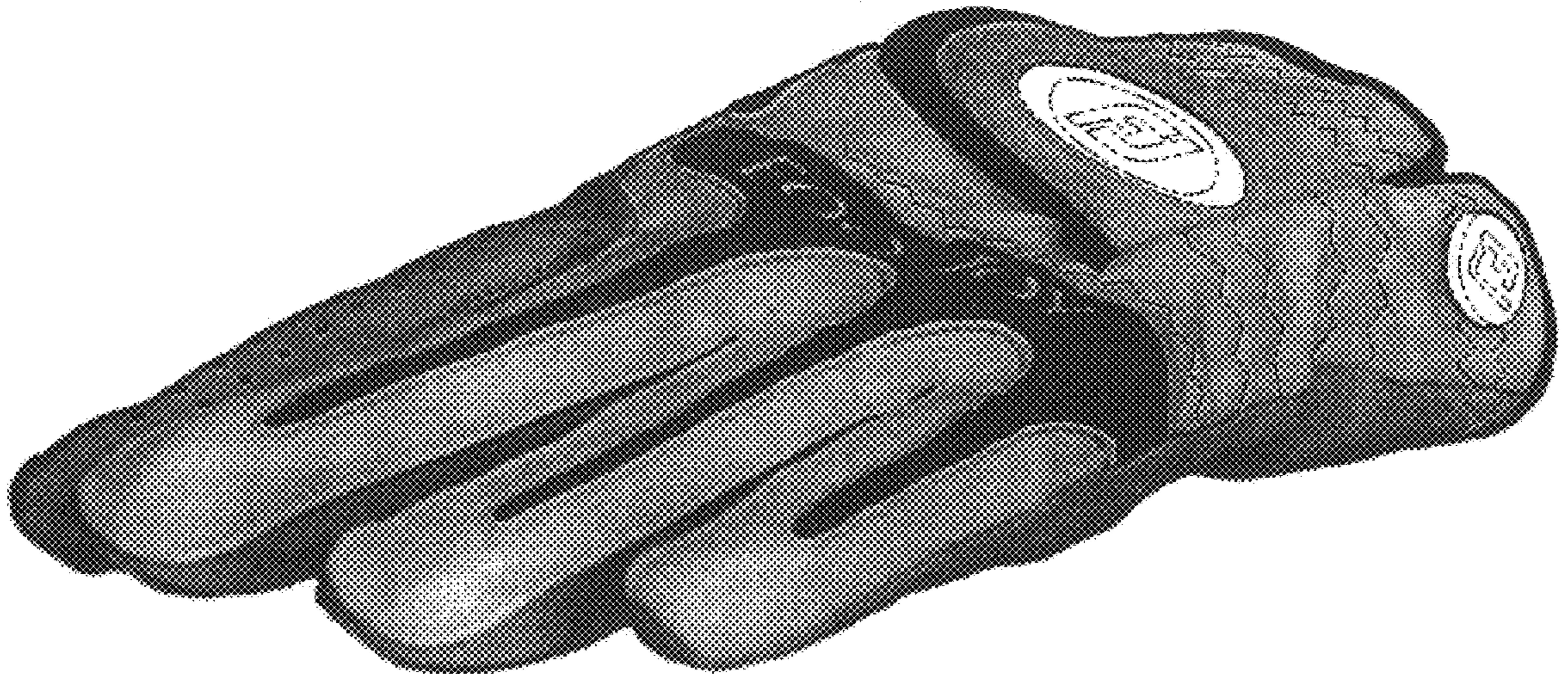
FIG. 5 is an opposite side elevated view thereof;

FIG. 6 is a front elevated view thereof; and,

FIG. 7 is a rear elevated view thereof.

The “FootJoy” stitching as well as the broken lines showing
a logo in FIGS. 1, 3, and 4 are for illustrative purposes only
and form no part of the claimed design. The broken lines
showing the front body panel, rear body panel, thumb
casing, piping, holes, and stitching of the glove in FIGS. 1-7
are for illustrative purposes only and form no part of the
claimed design. Any showing of color contrast in FIGS. 1-7
is for illustrative purposes only and forms no part of the
claimed design.

1 Claim, 6 Drawing Sheets






Fig. 1

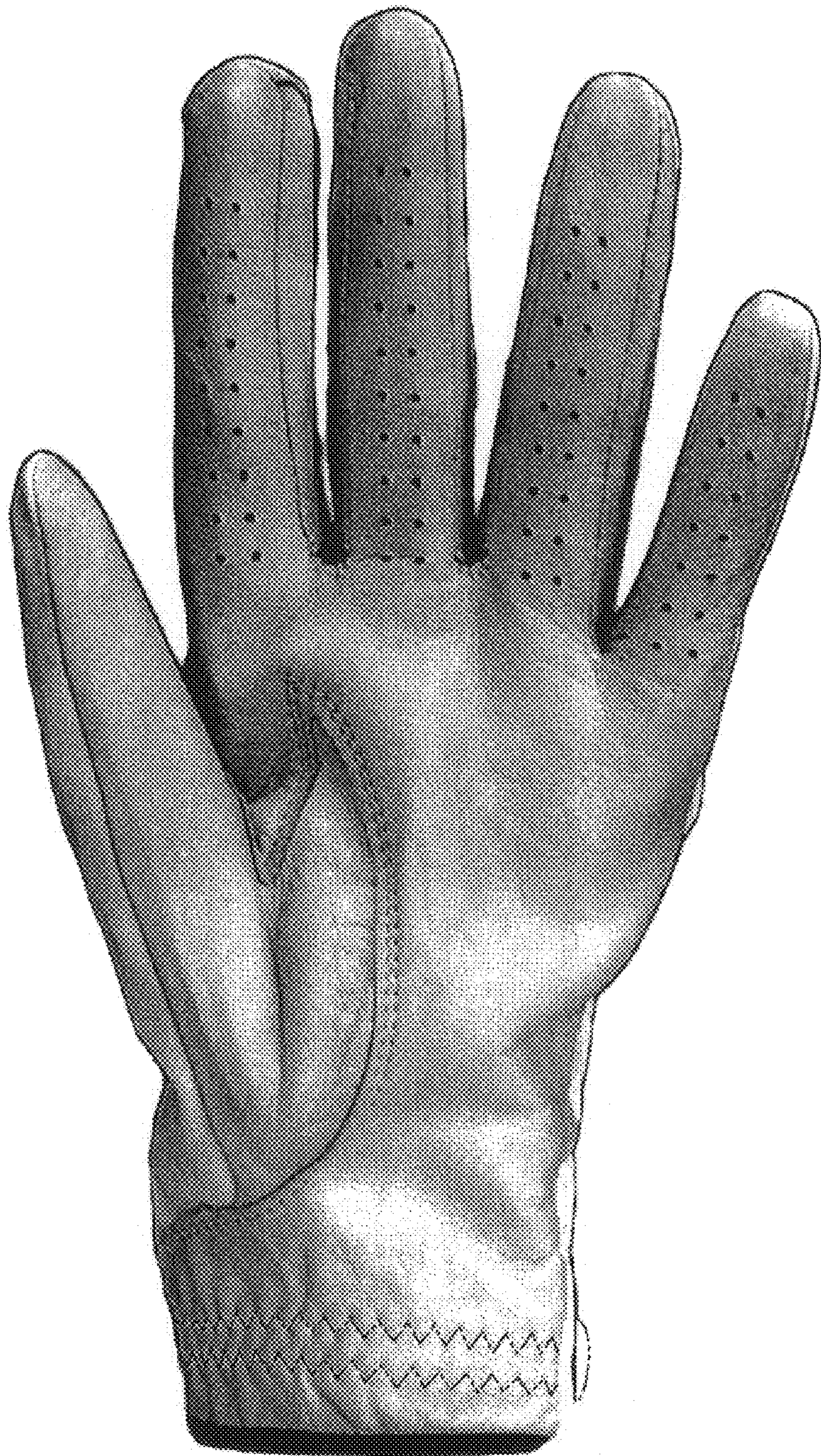


Fig. 2

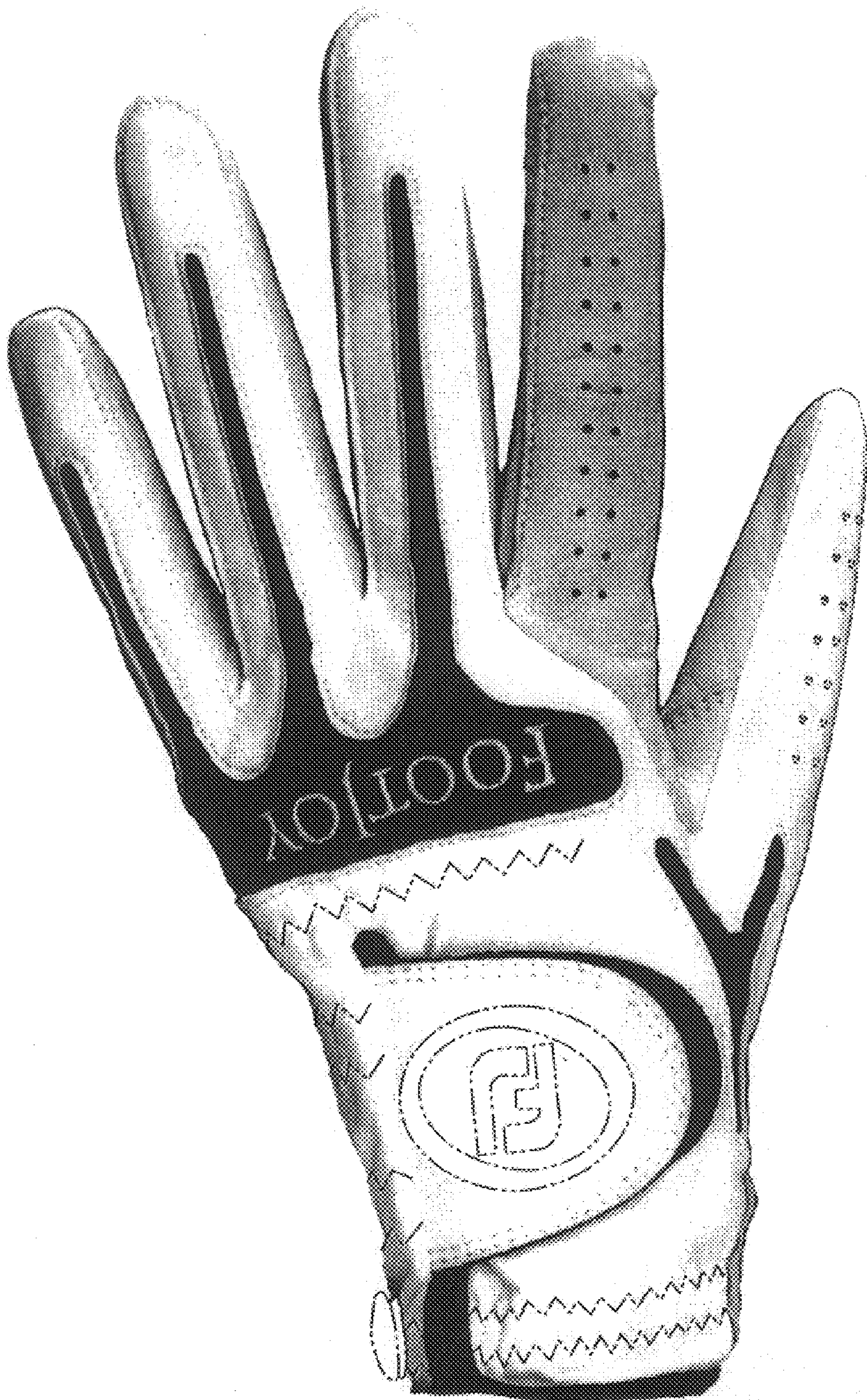


Fig. 3

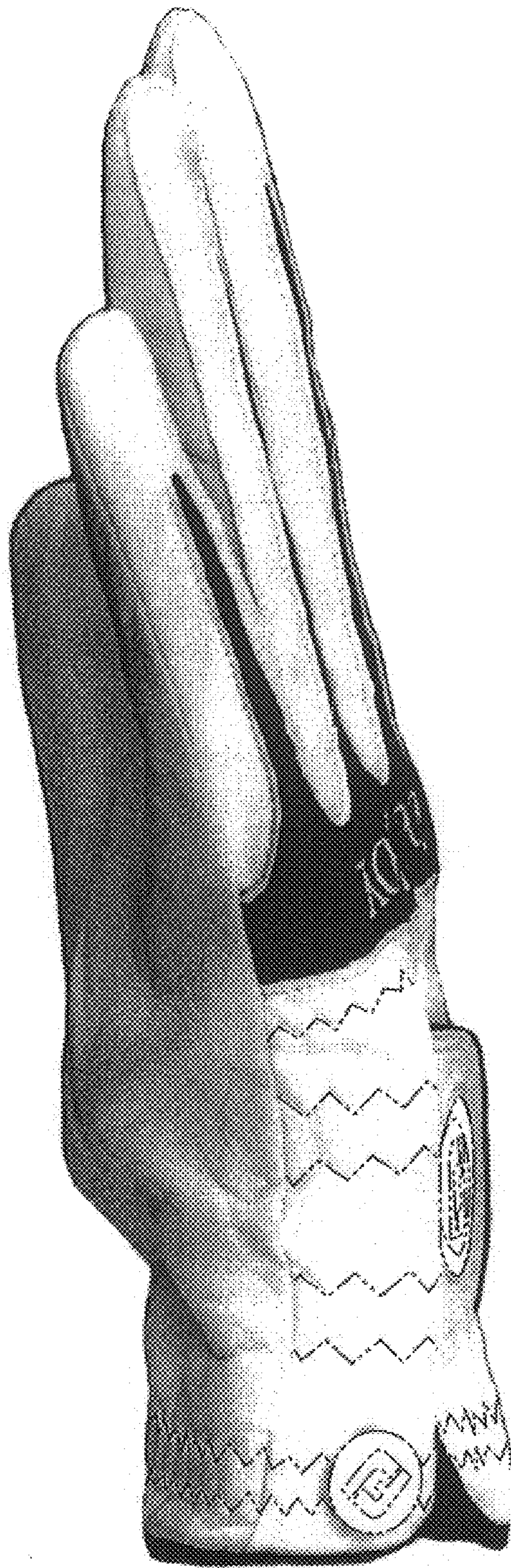


Fig. 4



Fig. 5

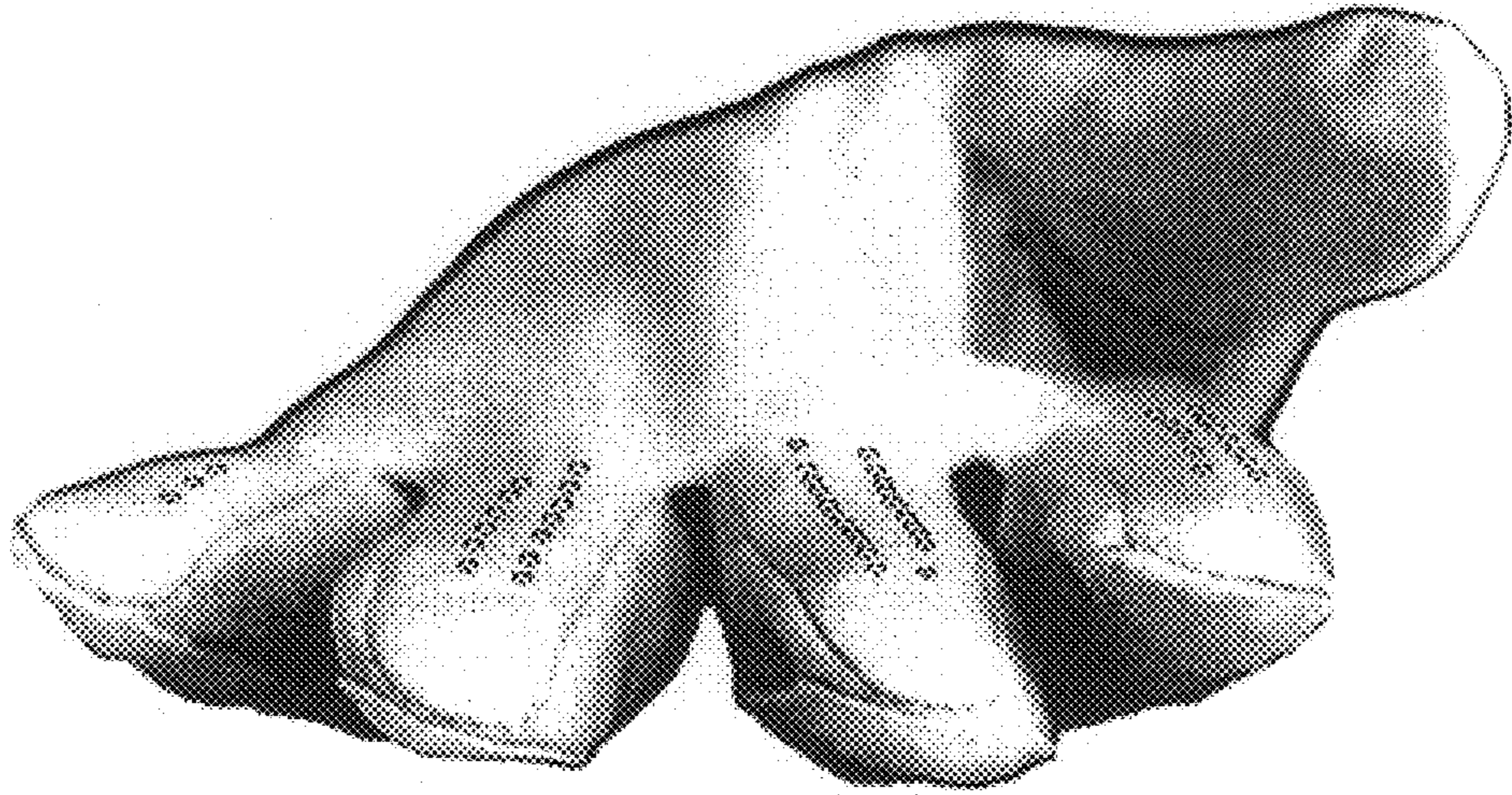


Fig. 6

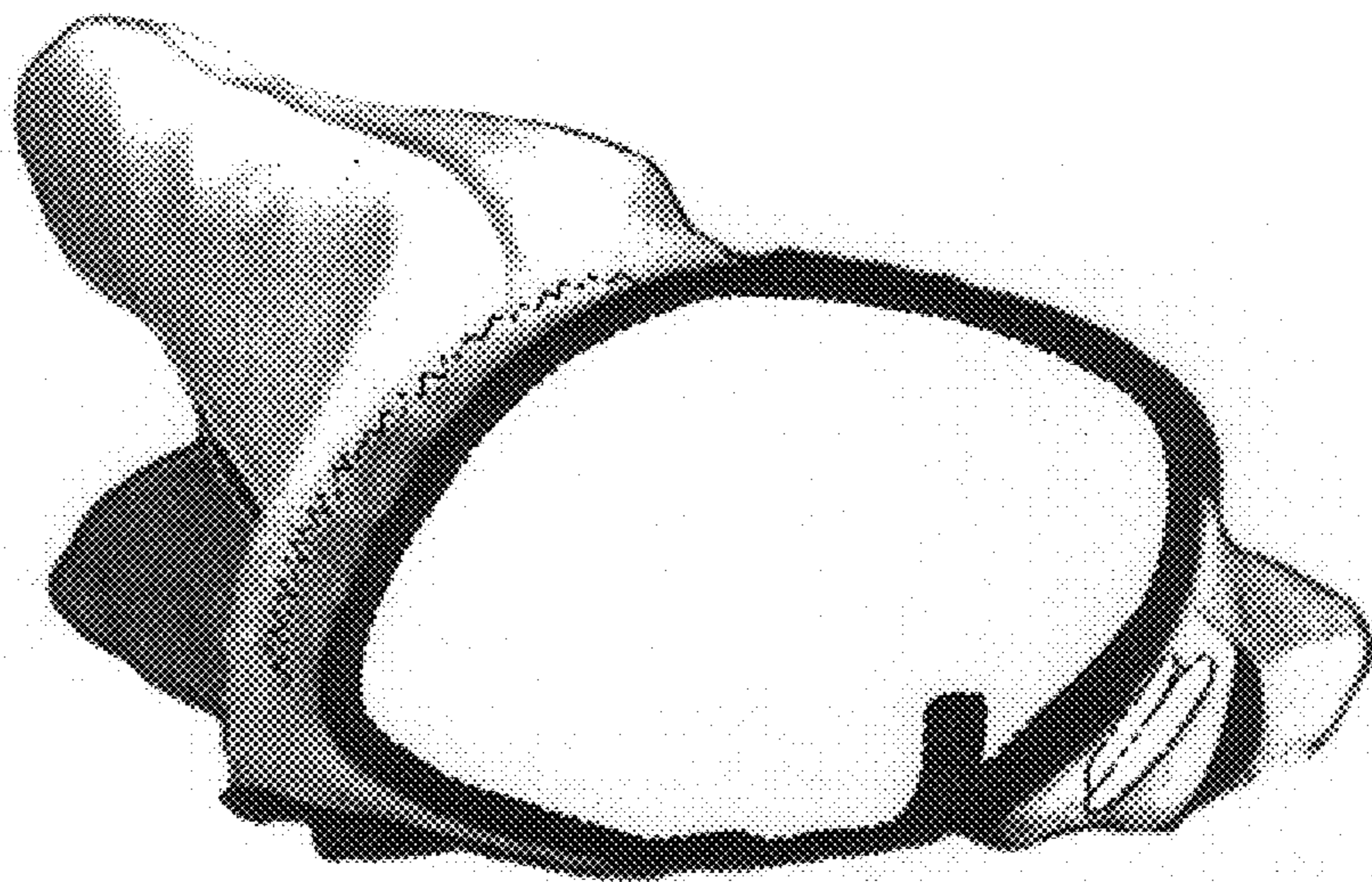


Fig. 7