



US00D471670S

(12) **United States Design Patent**  
**Kim et al.**

(10) **Patent No.:** **US D471,670 S**

(45) **Date of Patent:** **\*\* Mar. 11, 2003**

(54) **COMB**

D270,194 S \* 8/1983 Logan ..... D28/30  
4,421,129 A \* 12/1983 Wingard ..... D28/30

(75) Inventors: **Tong J. Kim**, Chicago, IL (US); **Sona N. Patadia**, Hanover Park, IL (US); **Michael Prince**, Chicago, IL (US)

**OTHER PUBLICATIONS**

Hong Kong Enterprise, Nov., 1982, p. 49, combs.\*  
Hong Kong Enterprise, Jun., 1992, p. 416, combs.\*

(73) Assignee: **L & N Sales and Marketing, Inc.**,  
Hatboro, PA (US)

\* cited by examiner

(\*\*) Term: **14 Years**

*Primary Examiner*—Lucy Lieberman  
(74) *Attorney, Agent, or Firm*—Drinker Biddle & Reath  
LLP

(21) Appl. No.: **29/166,420**

(22) Filed: **Aug. 27, 2002**

(57) **CLAIM**

(51) **LOC (7) Cl.** ..... **28-03**

The ornamental design for a comb, as shown and described.

(52) **U.S. Cl.** ..... **D28/30**

**DESCRIPTION**

(58) **Field of Search** ..... D28/21–34; 132/150,  
132/219, 125, 146, 149, 158, 159, 161,  
152–157, 162

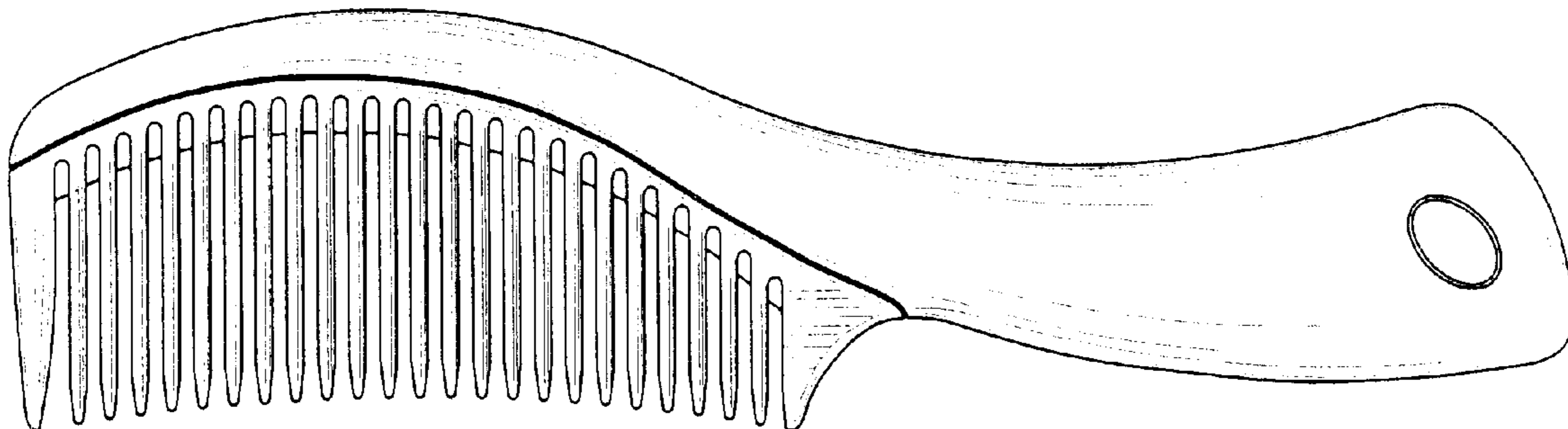
FIG. 1 is a perspective view of a comb showing our design;  
FIG. 2 is a front elevational view, it being understood that  
the opposite rear elevational view is a mirror image;  
FIG. 3 is a top plan view;  
FIG. 4 is a bottom plan view;  
FIG. 5 is a left end elevational view; and,  
FIG. 6 is a right end elevational view.

(56) **References Cited**

**U.S. PATENT DOCUMENTS**

842,004 A \* 1/1907 Richardson ..... 132/150  
D73,133 S \* 7/1927 Kohlmeyer ..... D28/30  
1,727,837 A \* 9/1929 Miller et al. .... 132/150  
4,206,771 A \* 6/1980 Heinlein ..... 132/150

**1 Claim, 2 Drawing Sheets**



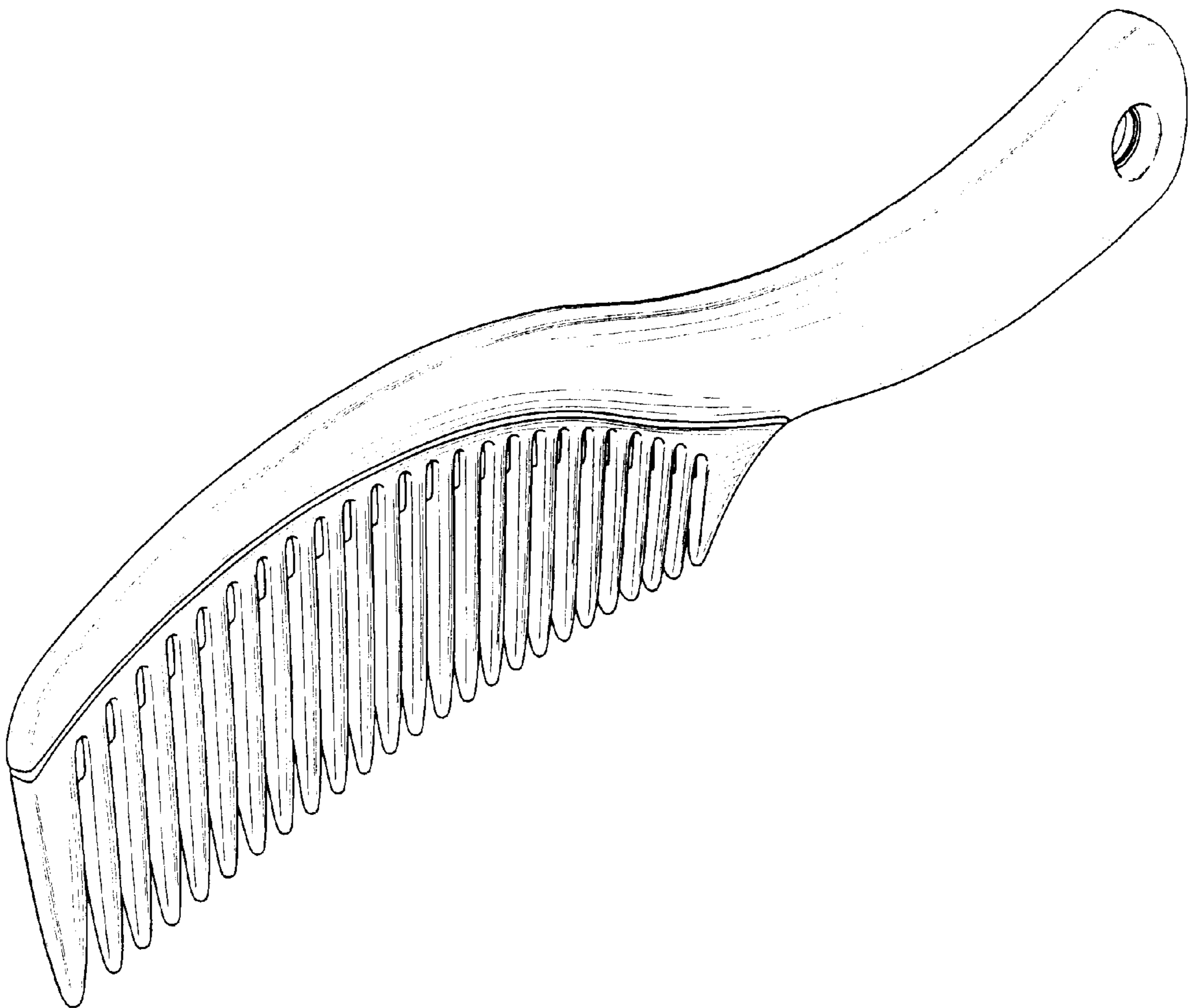


FIG. 1

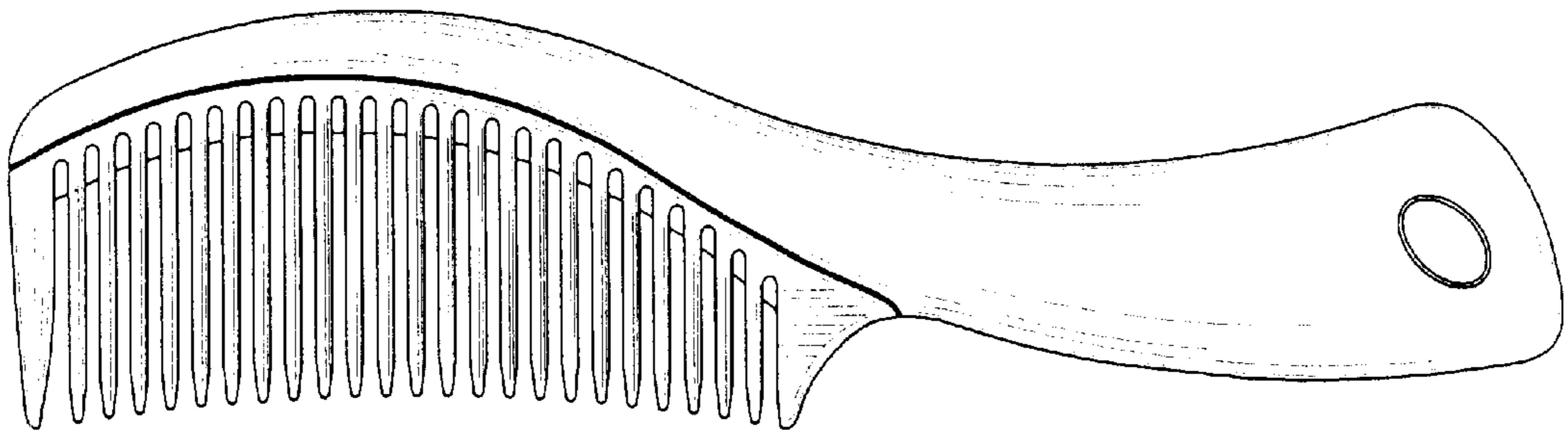


FIG. 2




FIG. 3



FIG. 4



FIG. 5



FIG. 6