



US00D471652S

(12) **United States Design Patent**
Kling et al.

(10) **Patent No.:** **US D471,652 S**

(45) **Date of Patent:** **** Mar. 11, 2003**

(54) **SPIRAL FACETTED CRYSTAL LAMP**

(75) Inventors: **Michael R. Kling**, Lexington, KY
(US); **Jeffrey P. Buschmann**,
Lexington, KY (US)

(73) Assignee: **Osram Sylvania Inc.**, Danvers, MA
(US)

(**) Term: **14 Years**

(21) Appl. No.: **29/166,217**

(22) Filed: **Aug. 23, 2002**

(51) **LOC (7) Cl.** **26-04**

(52) **U.S. Cl.** **D26/2**

(58) **Field of Search** D26/1, 2, 3, 4;
362/297, 310, 311, 363, 806; 313/313,
315, 318, 110, 112, 113, 116

(56) **References Cited**

U.S. PATENT DOCUMENTS

D215,939 S * 11/1969 Vetere D26/2

D216,315 S * 12/1969 Wirkkala D26/2
D245,110 S * 7/1977 Moriyama D26/2
D382,355 S 8/1997 Oetkin
D425,217 S 5/2000 Oetkin
D456,914 S 5/2002 Comtois
D457,257 S * 5/2002 Hernandez, Jr. et al. D26/2

* cited by examiner

Primary Examiner—Marcus A. Jackson

(74) *Attorney, Agent, or Firm*—William E. Meyer

(57) **CLAIM**

The ornamental design for a spiral faceted crystal lamp, as shown and described.

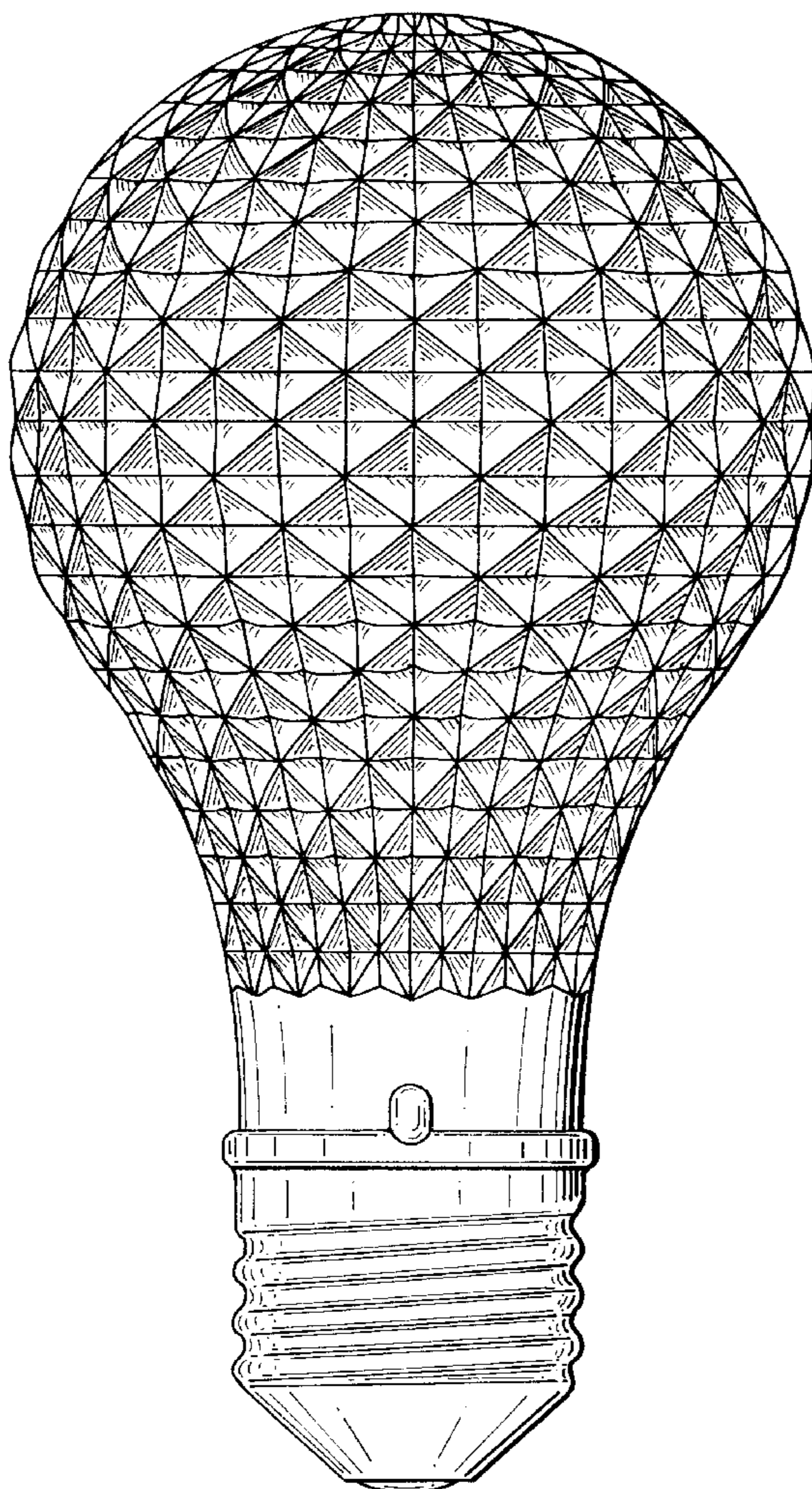
DESCRIPTION

FIG. 1 is a front view of a spiral faceted crystal lamp illustrating our new design, the side and rear views being substantially the same.

FIG. 2 is a top view thereof; and,

FIG. 3 is a bottom view thereof.

1 Claim, 3 Drawing Sheets



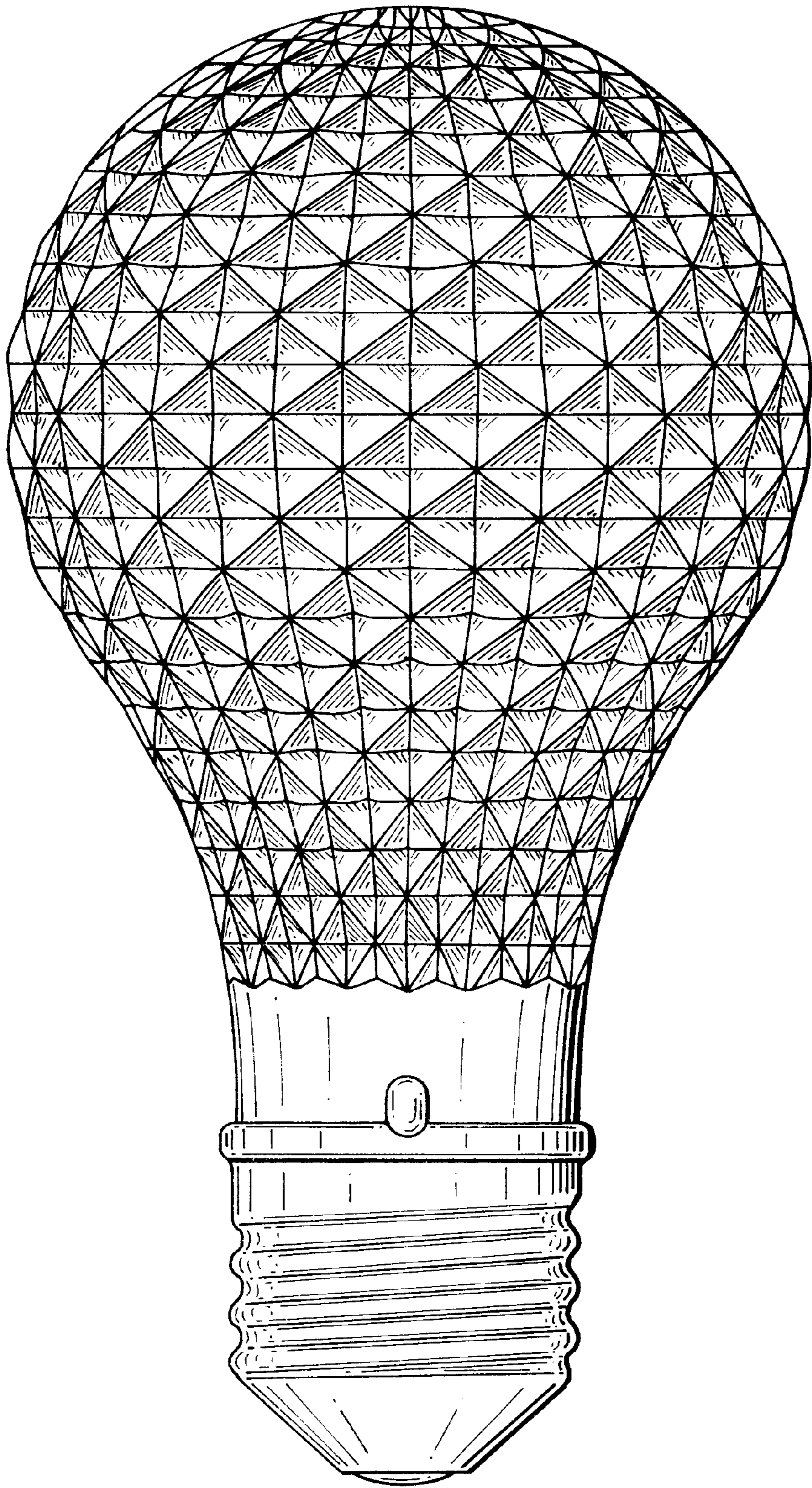


FIG. 1




FIG. 2




FIG. 3