



US00D471650S

(12) **United States Design Patent**
Dani

(10) **Patent No.:** **US D471,650 S**

(45) **Date of Patent:** **** Mar. 11, 2003**

(54) **DECORATIVE BALUSTER**

(76) Inventor: **Joseph Dani**, 75 Rochester Street,
Apartment 2, Ottawa, Ontario (CA),
K1R 7L5

(**) Term: **14 Years**

(21) Appl. No.: **29/162,357**

(22) Filed: **Jun. 17, 2002**

(51) **LOC (7) Cl.** **25-01**

(52) **U.S. Cl.** **D25/126**

(58) **Field of Search** *52/720.29; D25/126*

(56) **References Cited**

U.S. PATENT DOCUMENTS

4,035,978	A	*	7/1977	Bajorek et al.	52/720.2
4,204,496	A		5/1980	Ikegami et al.	118/405
4,231,834	A		11/1980	Gonzalez	156/294
4,238,435	A		12/1980	Liebisch	264/75
D323,402	S	*	1/1992	Fitts	D25/126
6,168,179	B1		1/2001	Yu	280/274

FOREIGN PATENT DOCUMENTS

CA 1112415 11/1981 B29C/27/14

OTHER PUBLICATIONS

Article: "Bamboo", webpage, Dec. 3, 2001.
Article: "Structural Bambee That Meets Code!, Duracame Synthetic Bamboo", Safari Thatch & Bamboo, Inc., Jan. 7, 2002.

Article: "Cool Tropical Shade, Natural Thatch Reed Umbrellas", Safari Thatch & Bamboo, Inc., Jan. 7, 2002.

* cited by examiner

Primary Examiner—Doris Clark
(74) *Attorney, Agent, or Firm*—Max R. Wood; Ogilvy Renault

(57) **CLAIM**

The ornamental design of a decorative baluster, as shown and described.

DESCRIPTION

FIG. 1 is a side elevational view of a decorative baluster in accordance with my original design, the opposite side being identical in appearance;

FIG. 2 is a side elevational view of a first variant of the design for the decorative baluster shown in FIG. 1, the opposite side being identical in appearance;

FIG. 3 is a second variant for the design for the decorative baluster shown in FIG. 1;

FIG. 4 is a top plan view of the decorative baluster shown in FIGS. 1–3; and,

FIG. 5 is a bottom plan view of the decorative baluster shown in FIGS. 1–3.

1 Claim, 1 Drawing Sheet

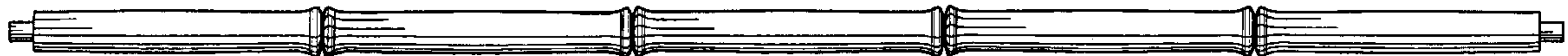




FIG. 1



FIG. 2



FIG. 3

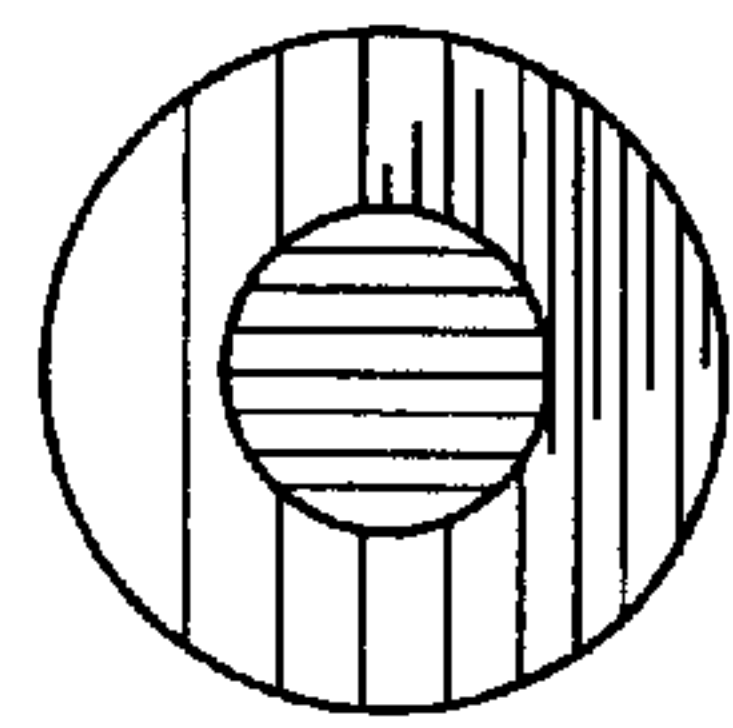


FIG. 4

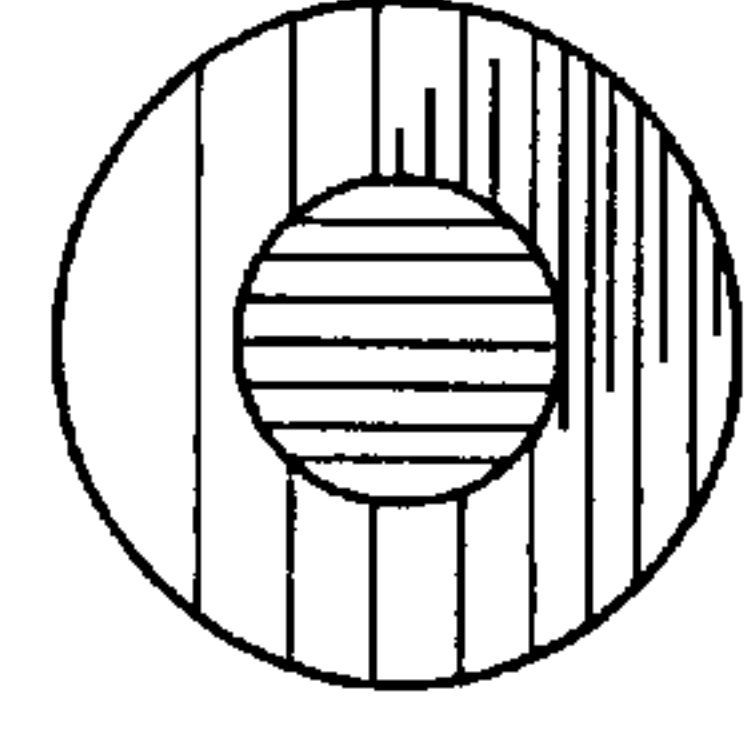


FIG. 5