



US00D471641S

(12) **United States Design Patent**
McMichael et al.

(10) **Patent No.:** **US D471,641 S**
(45) **Date of Patent:** **** Mar. 11, 2003**

(54) **SURGICAL KIT TRAY**

FOREIGN PATENT DOCUMENTS

(75) Inventors: **Donald J. McMichael**, South Jordan, UT (US); **Mark E. Foster**, Sandy, UT (US)

EP 0407663 B1 1/1991
WO PCT 9508302 3/1995
WO PCT 9607364 4/1996
WO PCT 0057810 10/2000

(73) Assignee: **Kimberly-Clark Worldwide, Inc.**, Neenah, WI (US)

OTHER PUBLICATIONS

(**) Term: **14 Years**

Patent Abstract of Japan No. 10229964 filed Sep. 2, 1998.
U.S. patent application Ser. No. 29/156,371, filed Feb. 28, 2002.

(21) Appl. No.: **29/156,384**

U.S. patent application Ser. No. 29/156,385, filed Feb. 28, 2002.

(22) Filed: **Feb. 28, 2002**

(51) **LOC (7) Cl.** **24-02**

Primary Examiner—Ian Simmons

(52) **U.S. Cl.** **D24/229; D24/227; D24/230**

(74) *Attorney, Agent, or Firm*—Dority & Manning

(58) **Field of Search** D24/146, 112, D24/227, 229, 230, 118, 114; D7/424, 425, 341, 347, 345; 206/570, 370, 571, 572, 438, 366, 363, 364, 557, 558, 563, 564, 559, 369

(57) **CLAIM**

The ornamental design for a surgical kit tray, as shown and described.

(56) **References Cited**

DESCRIPTION

U.S. PATENT DOCUMENTS

D199,379 S	*	10/1964	Taterka	D24/229
D202,013 S	*	8/1965	Hamilton	D24/229
D202,599 S	*	10/1965	Goyke	D24/230
4,170,300 A		10/1979	Pick		
4,226,328 A	*	10/1980	Beddow	206/364
D277,508 S		2/1985	Clair		
4,523,679 A		6/1985	Paikoff et al.		
D281,704 S		12/1985	Deacon		
D282,279 S		1/1986	Holewinski et al.		
D282,280 S		1/1986	Holewinski et al.		
4,573,576 A		3/1986	Krol		
4,595,102 A	*	6/1986	Cianci et al.	206/370
D288,481 S		2/1987	Holewinski et al.		
D288,606 S		3/1987	Blatherwick et al.		
4,739,883 A		4/1988	Mohs et al.		
4,828,113 A		5/1989	Friedland et al.		
4,886,165 A		12/1989	Annett		

FIG. 1 is a perspective view of the embodiment of the new surgical tray according to the invention.

FIG. 2 is a top plan view of the embodiment of the surgical tray depicted in FIG. 1.

FIG. 3 is a side plan view of the right-hand longer side of the embodiment of the surgical tray depicted in FIG. 2 with the open top surface of the tray facing left.

FIG. 4 is a side plan view of the lower shorter side of the embodiment of the surgical tray depicted in FIG. 2 with the open top surface of the tray facing up.

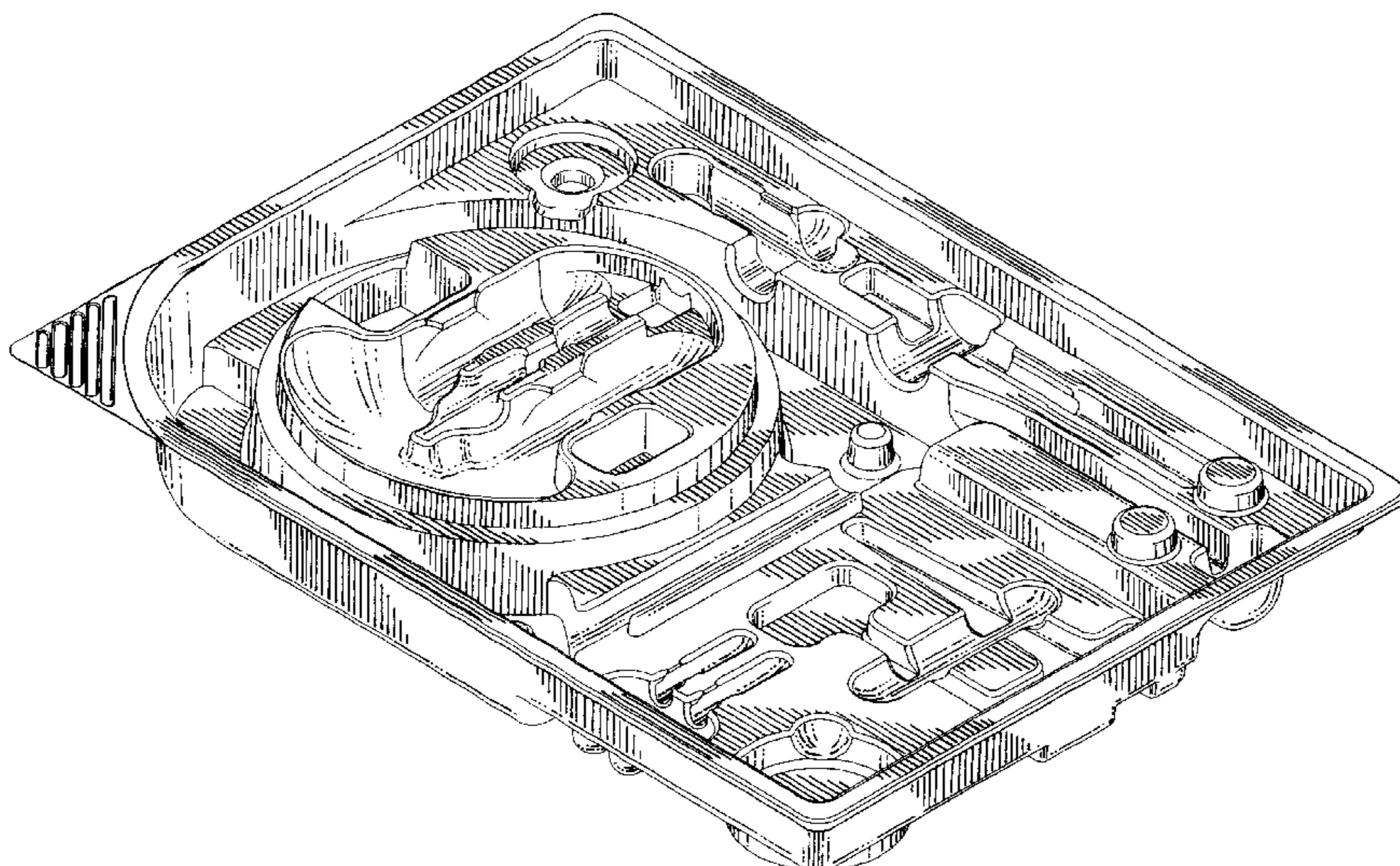
FIG. 5 is a side plan view of the upper shorter side of the embodiment of the surgical tray depicted in FIG. 2 with the open top surface of the tray facing up.

FIG. 6 is a bottom plan view of the embodiment of the surgical tray depicted in FIG. 2; and,

FIG. 7 is a side plan view of the left-hand side longer side of the embodiment of the surgical tray depicted in FIG. 2.

(List continued on next page.)

1 Claim, 3 Drawing Sheets



US D471,641 S

Page 2

U.S. PATENT DOCUMENTS

4,928,830 A	5/1990	Brewer	5,507,279 A	4/1996	Fortune et al.
5,011,020 A	4/1991	Stevens et al.	D376,652 S	12/1996	Hunt et al.
5,031,768 A	7/1991	Fischer	5,611,780 A	3/1997	Decarie et al.
5,031,775 A	7/1991	Kane	5,699,909 A	12/1997	Foster
5,058,580 A	10/1991	Hazard	5,779,053 A	7/1998	Partika et al.
5,112,310 A	5/1992	Grobe	5,848,700 A	12/1998	Horn
5,117,981 A	6/1992	Crawford et al.	5,947,296 A	9/1999	Castora
5,144,942 A	9/1992	Decarie et al.	6,012,586 A	1/2000	Misra
5,178,282 A	1/1993	Williams	6,036,021 A	3/2000	Moi
D341,159 S	11/1993	Watson et al.	6,039,183 A	3/2000	Rudnick et al.
5,311,990 A	5/1994	Kalinski	6,090,073 A	7/2000	Gill
5,315,985 A	5/1994	Decarie et al.	6,093,179 A	7/2000	O'Hara et al.
5,318,543 A	6/1994	Ross et al.	6,112,900 A	9/2000	Adkins, Jr.
5,379,895 A	1/1995	Foslien	6,116,426 A	9/2000	Slonim
5,456,361 A	10/1995	Walsh et al.	D450,391 S	11/2001	Hunt et al.

* cited by examiner

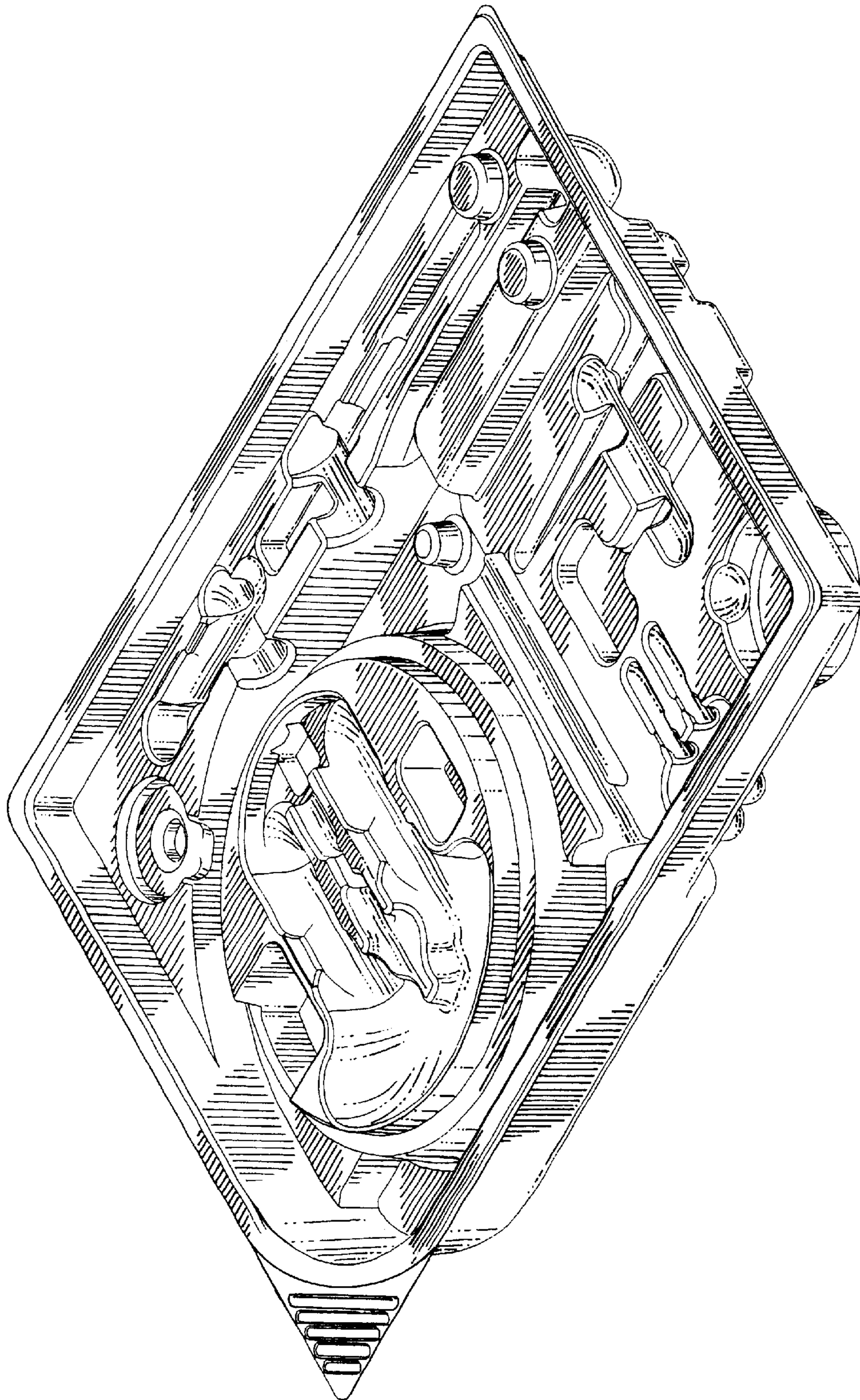


FIG. 1

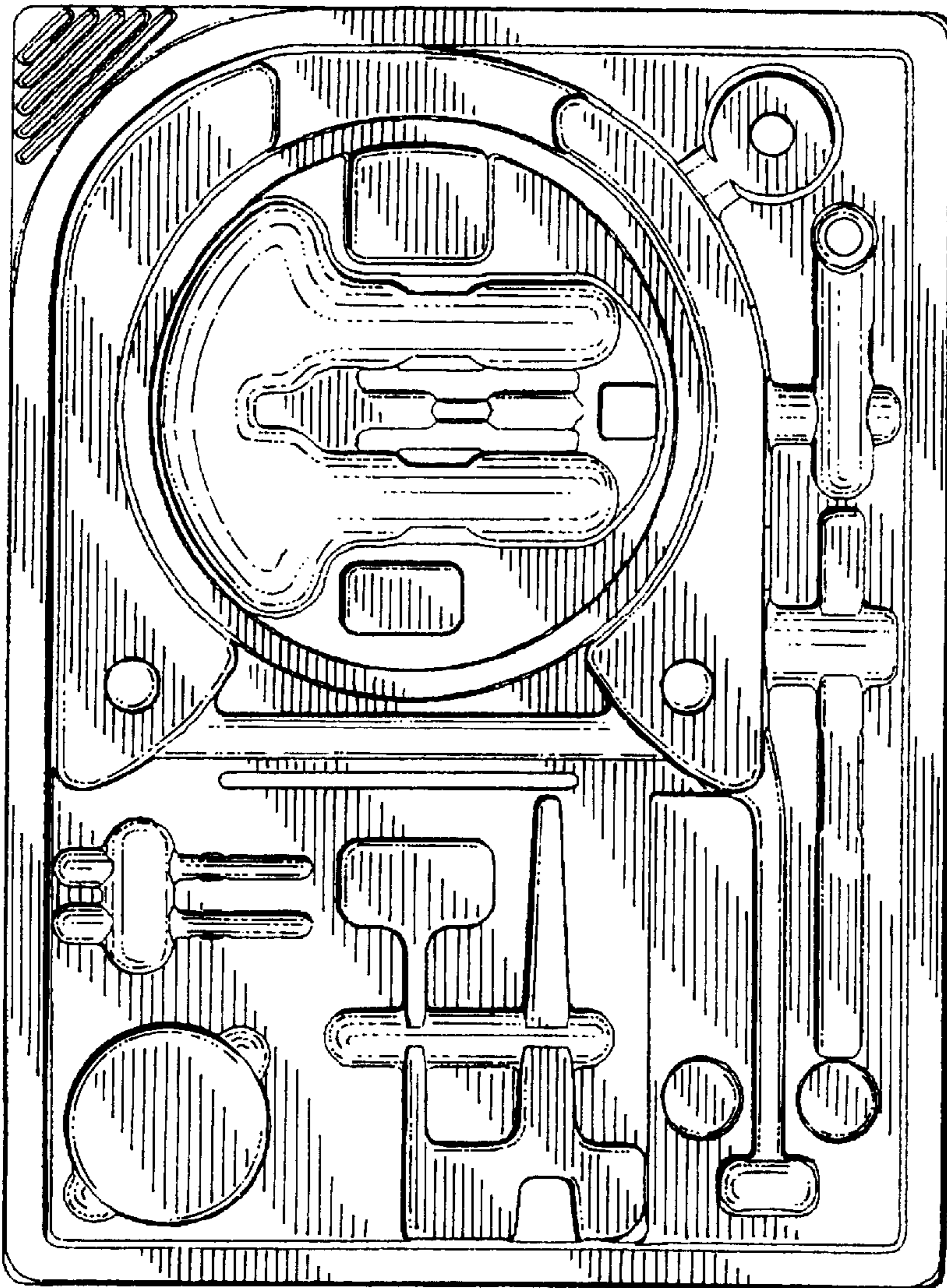


FIG. 2

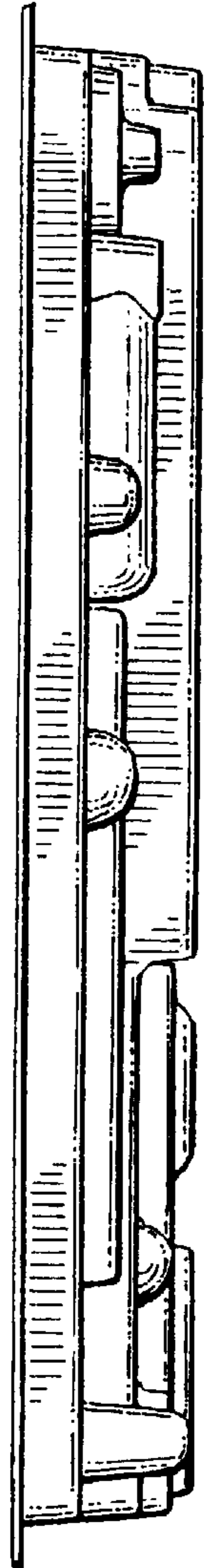


FIG. 3

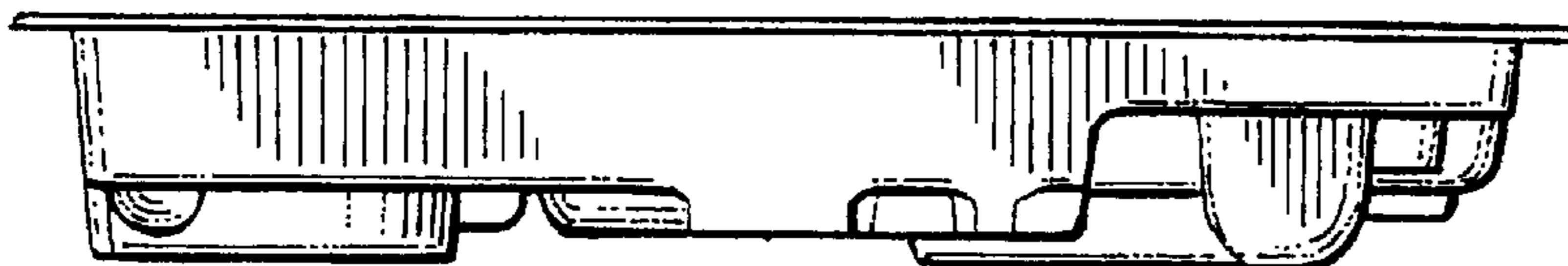


FIG. 4

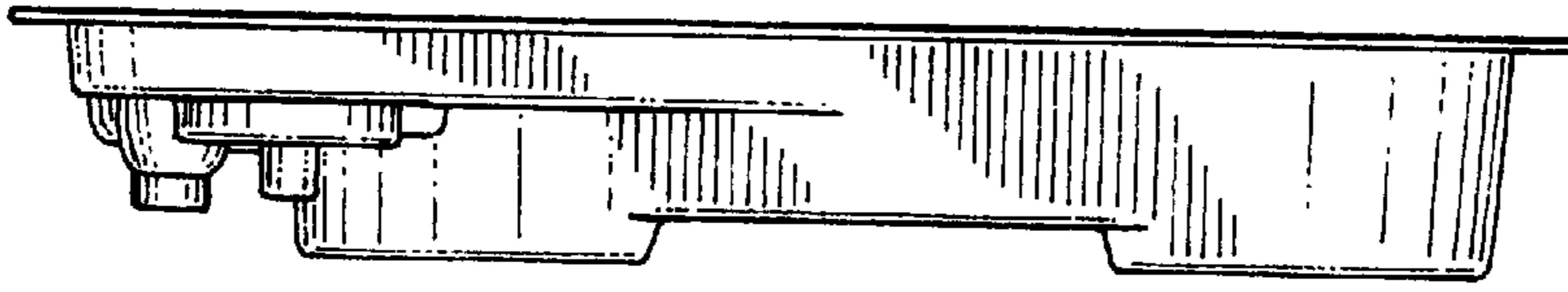


FIG. 5

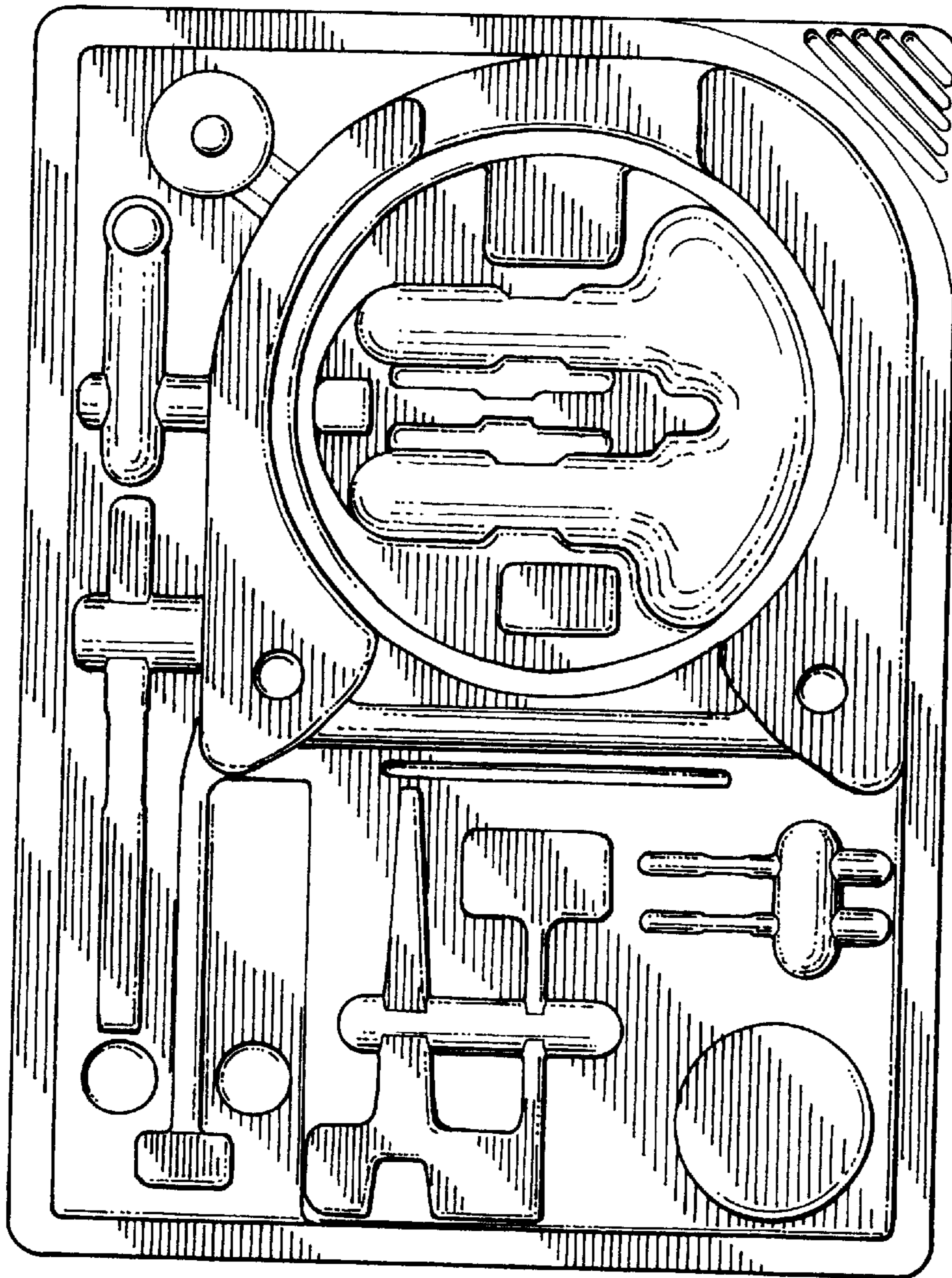


FIG. 6




FIG. 7