



US00D471635S

(12) **United States Design Patent**
Vogl

(10) **Patent No.:** **US D471,635 S**

(45) **Date of Patent:** **** Mar. 11, 2003**

(54) **PACIFIER**

D430,675 S * 9/2000 Roehrig D24/194
D441,083 S * 4/2001 Roehrig D24/194

(75) Inventor: **Knut Vogl**, Schwabach (DE)

FOREIGN PATENT DOCUMENTS

(73) Assignee: **Nurnberg Gummi Nip GmbH & Co. K.G.**, Georgensgmund (DE)

AT 385 411 11/1985
DE 20007609 4/2000

(**) Term: **14 Years**

* cited by examiner

(21) Appl. No.: **29/158,724**

Primary Examiner—Stella Reid

(22) Filed: **Apr. 8, 2002**

(74) *Attorney, Agent, or Firm*—Hedman & Costigan, P.C.

(30) **Foreign Application Priority Data**

(57) **CLAIM**

Oct. 18, 2001 (XH) DM/058 015

The ornamental design for a pacifier, as shown and described.

(51) **LOC (7) Cl.** **24-04**

DESCRIPTION

(52) **U.S. Cl.** **D24/194**

FIG. 1 is a front elevation view of the pacifier of the present invention.

(58) **Field of Search** D24/194, 193;
606/234, 235, 236

FIG. 2 is a back elevation view of the pacifier of the present invention.

(56) **References Cited**


U.S. PATENT DOCUMENTS

D285,839 S * 9/1986 Roehrig D24/194
D337,386 S * 7/1993 Bierend D24/194
D340,525 S * 10/1993 Rohrig D24/194
5,693,073 A * 12/1997 Glick et al. 606/236

FIG. 3 is a top plan view of the pacifier of the present invention; and,

FIG. 4 is a perspective view of the pacifier of the present invention.

1 Claim, 2 Drawing Sheets



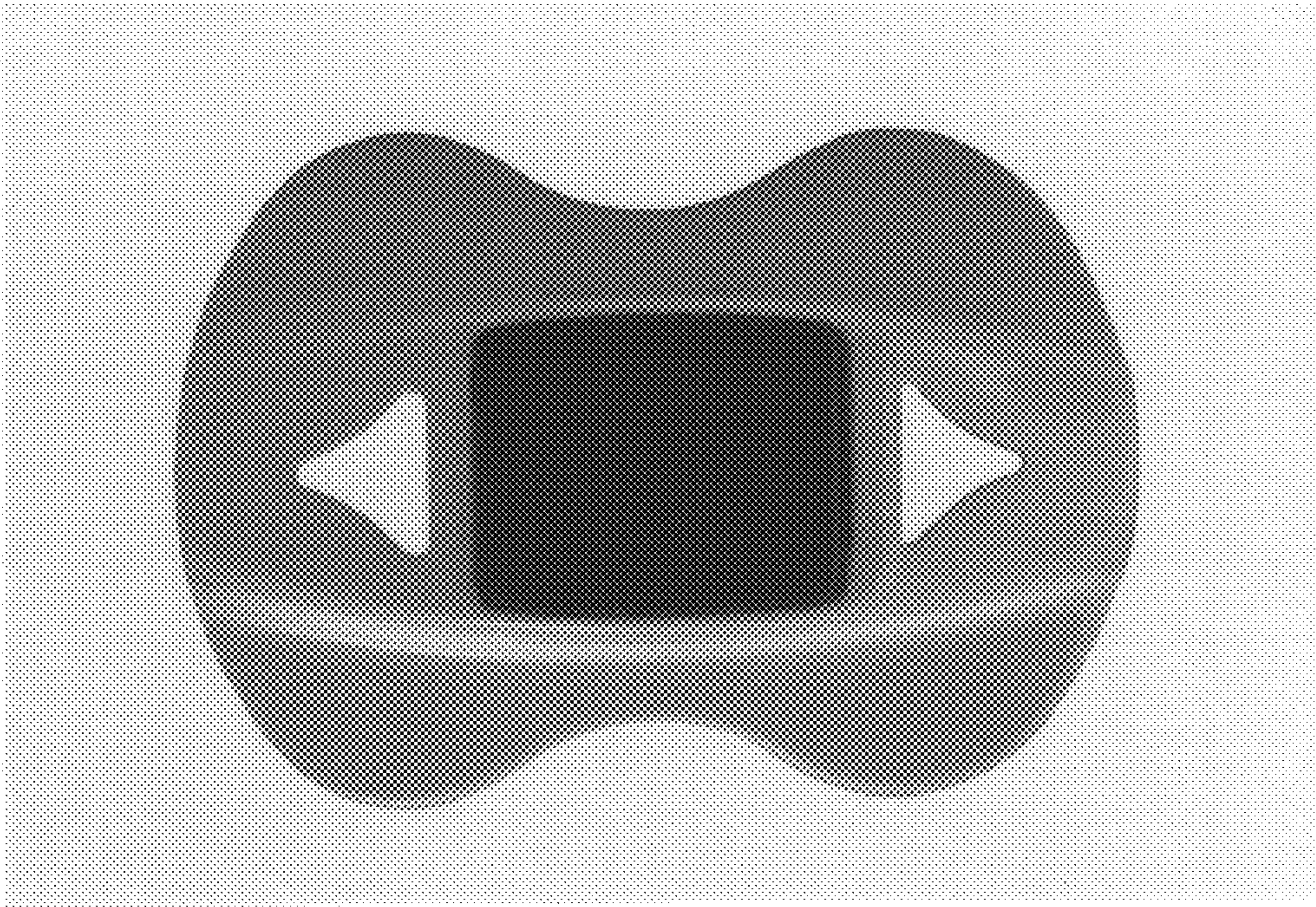


FIGURE 1




FIGURE 2



FIGURE 3




FIGURE 4