



US00D471613S

(12) **United States Design Patent**
Richardson

(10) **Patent No.:** **US D471,613 S**

(45) **Date of Patent:** **** Mar. 11, 2003**

(54) **GOLF CLUB SUPPORT**

(74) *Attorney, Agent, or Firm*—Hoffmann & Baron, LLP

(76) Inventor: **Gerald T. Richardson**, 45 Red Gate Rd., Boonton, NJ (US) 07005

(57) **CLAIM**

(**) Term: **14 Years**

The ornamental design for a golf club support, as shown and described.

(21) Appl. No.: **29/157,902**

DESCRIPTION

(22) Filed: **Mar. 26, 2002**

(51) **LOC (7) Cl.** **21-02**

(52) **U.S. Cl.** **D21/796**

(58) **Field of Search** D21/789, 796;
D6/552; 248/96; 211/68, 70.2; 473/282;
206/315.7, 315.8

FIG. 1 is a top perspective view of a golf club support;

FIG. 2 is a front elevational view thereof;

FIG. 3 is a right elevational view thereof;

FIG. 4 is a rear elevational view thereof;

FIG. 5 is a left elevational view thereof;

FIG. 6 is a top plan view thereof;

FIG. 7 is a bottom plan view thereof; and,

FIG. 8 is a perspective view showing the golf club support in an exemplary use.

(56) **References Cited**

U.S. PATENT DOCUMENTS

D371,590 S	*	7/1996	Ludwig	D21/796
D400,612 S	*	11/1998	Rubin	D21/796
D418,186 S	*	12/1999	Canterbury	D21/796
D447,530 S	*	9/2001	Hidalgo	D21/796

OTHER PUBLICATIONS

One-page flier for "CLUBHOLDER".

* cited by examiner

Primary Examiner—Mitchell Siegel

1 Claim, 3 Drawing Sheets






FIG. 1

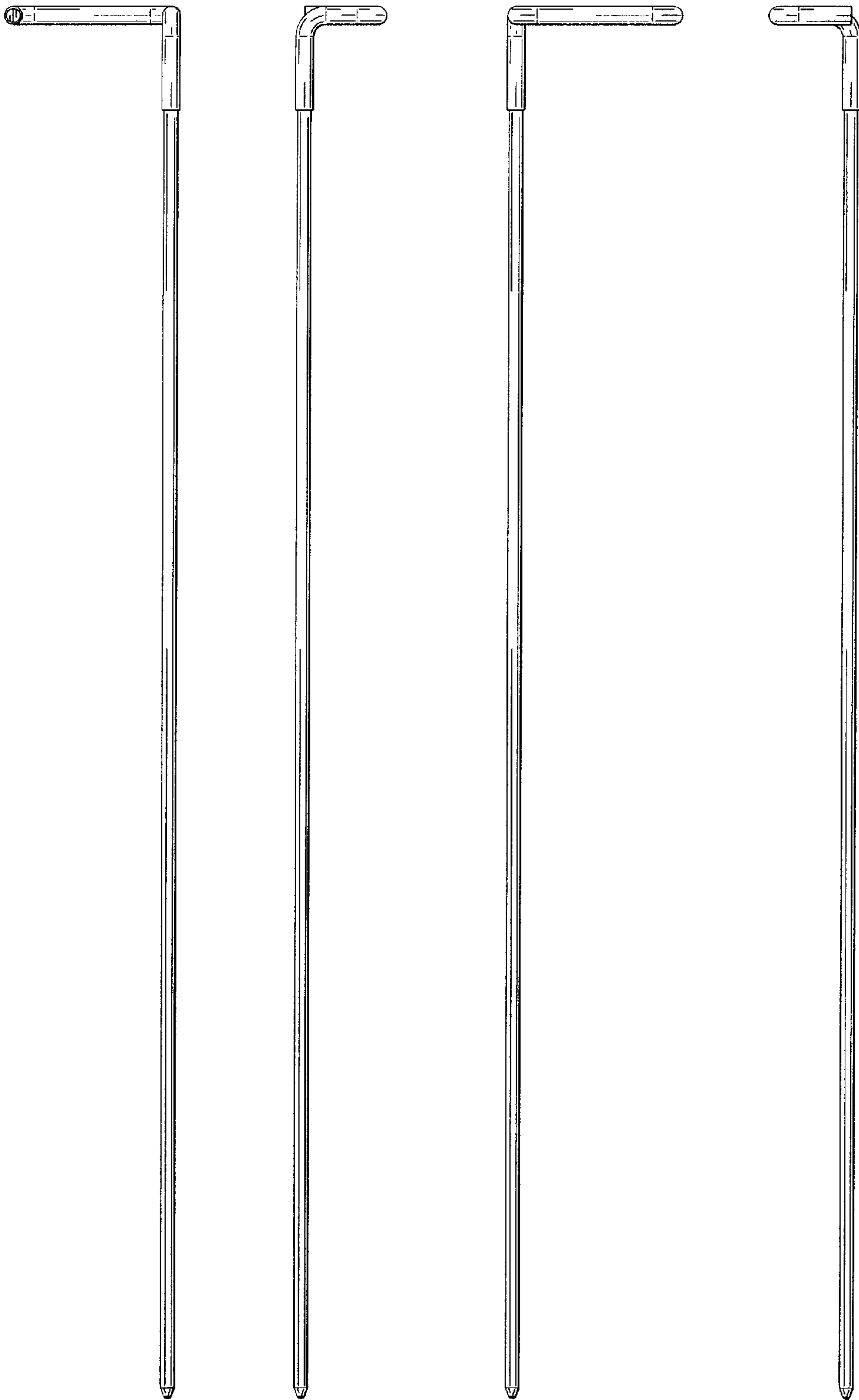


FIG. 2 FIG. 3 FIG. 4 FIG. 5




FIG. 6




FIG. 7

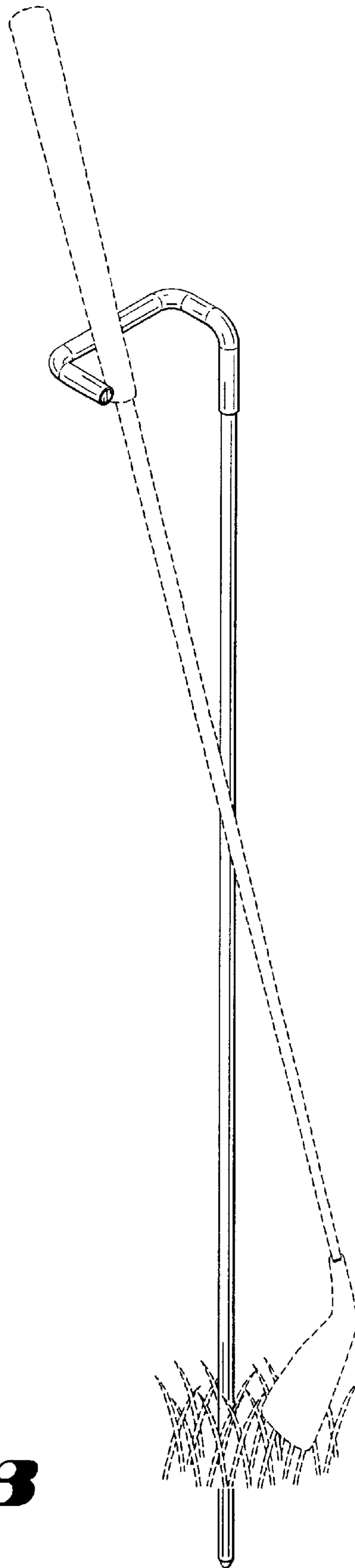


FIG. 8