



US00D471589S

(12) **United States Design Patent**  
**Pellissa Beneyto**

(10) **Patent No.:** **US D471,589 S**

(45) **Date of Patent:** **\*\* Mar. 11, 2003**

(54) **PEN**

(75) **Inventor:** **Ferran Pellissa Beneyto, Celra (ES)**

(73) **Assignee:** **Inoxcrom, S.A., Barcelona (ES)**

(\*\*) **Term:** **14 Years**

(21) **Appl. No.:** **29/158,628**

(22) **Filed:** **Apr. 5, 2002**

(51) **LOC (7) Cl.** ..... **19-06**

(52) **U.S. Cl.** ..... **D19/51; D19/56**

(58) **Field of Search** ..... **D19/35, 36, 41-51,**  
**D19/53-58, 81-85; 401/99, 100, 101, 103-106,**  
**107-110, 111-117, 209**

(56) **References Cited**

**U.S. PATENT DOCUMENTS**

D208,598 S	*	9/1967	Cornwell	.....	D19/49
D258,069 S	*	1/1981	Malamoud	.....	D19/48
D262,463 S	*	12/1981	Delcroix	.....	D19/51
D278,157 S	*	3/1985	Maki et al.	.....	D19/51
D285,937 S	*	9/1986	Booker et al.	.....	D19/51
D345,991 S	*	4/1994	Tzong-Taur	.....	D19/36

D392,999 S	*	3/1998	Varholik	.....	D19/36
D393,485 S	*	4/1998	Bussiere et al.	.....	D19/51
D439,612 S	*	3/2001	Jones	.....	D19/36
D452,708 S	*	1/2002	Schmidt et al.	.....	D19/49

\* cited by examiner

*Primary Examiner*—Martie K. Holtje

(74) *Attorney, Agent, or Firm*—Michael J. Striker

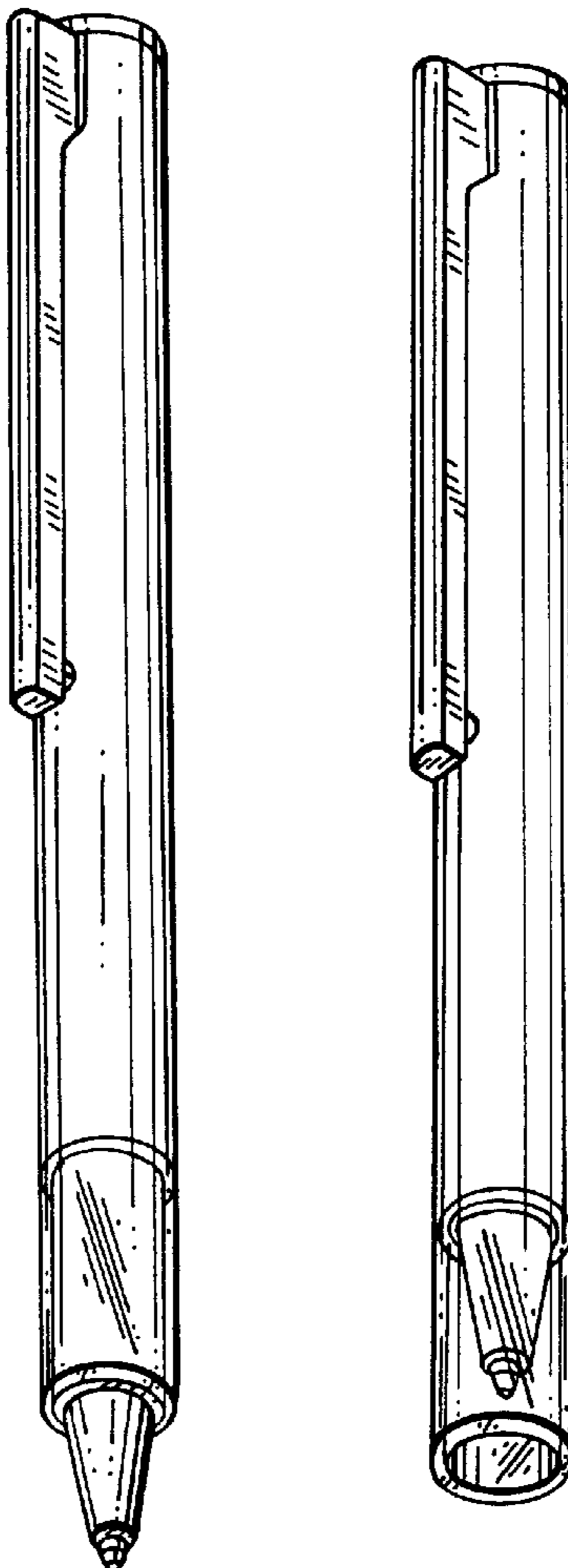
(57) **CLAIM**

The ornamental design for a pen, as shown and described.

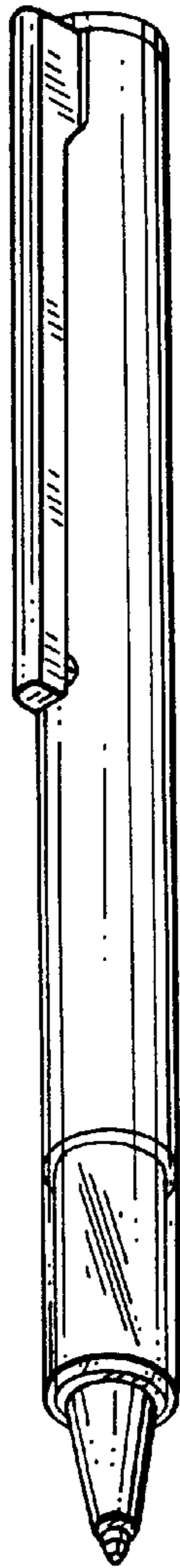
**DESCRIPTION**

FIG. 1 is a perspective view of a pen showing my new design;  
 FIG. 2 is a top view thereof;  
 FIG. 3 is a side view thereof which is a mirror image of the opposite side thereof;  
 FIG. 4 is a front view thereof;  
 FIG. 5 is a rear view thereof;  
 FIG. 6 is a bottom view thereof; and,  
 FIG. 7 is a perspective view thereof with the writing tip housing shown in a retracted position.

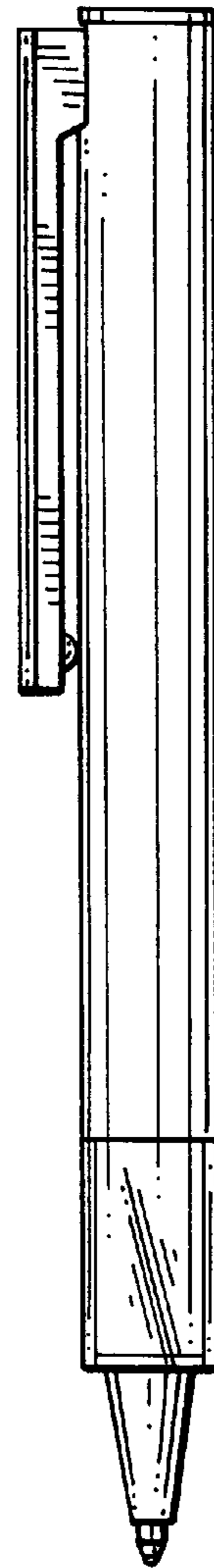
**1 Claim, 2 Drawing Sheets**



*FIG. 1*




*FIG. 2*

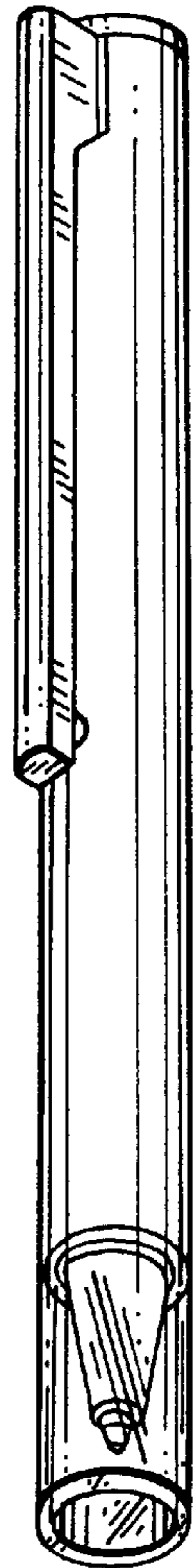



*FIG. 3*

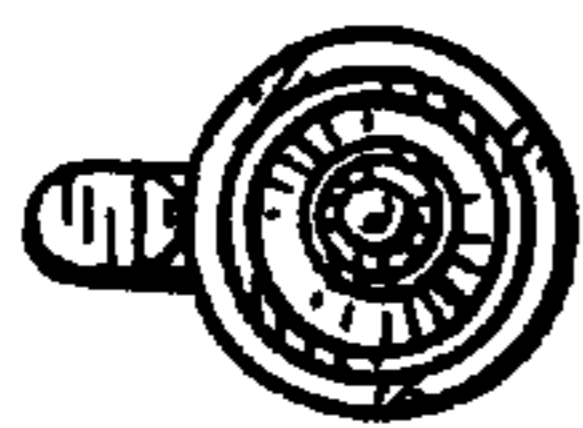
*FIG. 4*



*FIG. 5*



*FIG. 7*



*FIG. 6*