



US00D471588S

(12) **United States Design Patent**  
**Hu**

(10) **Patent No.:** **US D471,588 S**

(45) **Date of Patent:** **\*\* Mar. 11, 2003**

(54) **PEN**

(75) **Inventor:** **Cho-Kai Hu, Shin-Tien (TW)**

(73) **Assignee:** **Pro Eton Corporation, Taipei (TW)**

(\*\*) **Term:** **14 Years**

(21) **Appl. No.:** **29/163,018**

(22) **Filed:** **Jun. 26, 2002**

(51) **LOC (7) Cl.** ..... **19-06**

(52) **U.S. Cl.** ..... **D19/43; D19/57; D19/47**

(58) **Field of Search** ..... **D19/35, 36, 41-51,**  
**D19/53-58, 81-85; 401/98, 202, 213, 243-247,**  
**262, 6, 7, 88**

(56) **References Cited**

**U.S. PATENT DOCUMENTS**

- D378,761 S \* 4/1997 Sekine ..... D19/48
- D401,278 S \* 11/1998 Hu ..... D19/51
- D421,625 S \* 3/2000 Oka ..... D19/49

- D423,576 S \* 4/2000 Stevens et al. .... D19/43
- D455,175 S \* 4/2002 Hu ..... D19/43
- D455,176 S \* 4/2002 Hu ..... D19/53
- D456,040 S \* 4/2002 Moon ..... D19/43

\* cited by examiner

*Primary Examiner*—Martie K. Holtje

(74) *Attorney, Agent, or Firm*—Bacon & Thomas, PLLC

(57) **CLAIM**

The ornamental design for a pen, as shown and described.

**DESCRIPTION**

FIG. 1 is a right side perspective view of a pen showing my new design;

FIG. 2 is a front view thereof;

FIG. 3 is a rear view thereof;

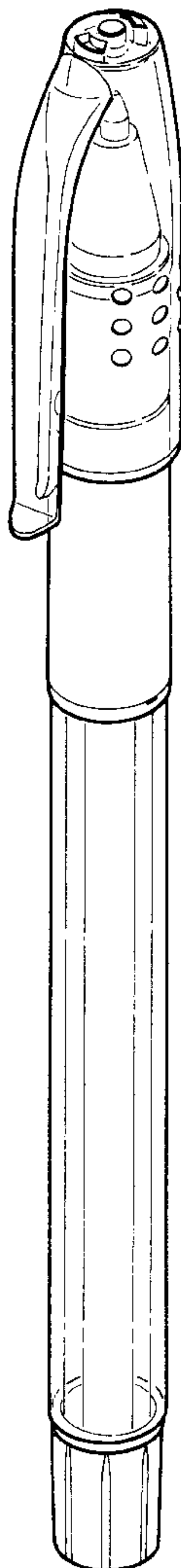
FIG. 4 is a left side view thereof;

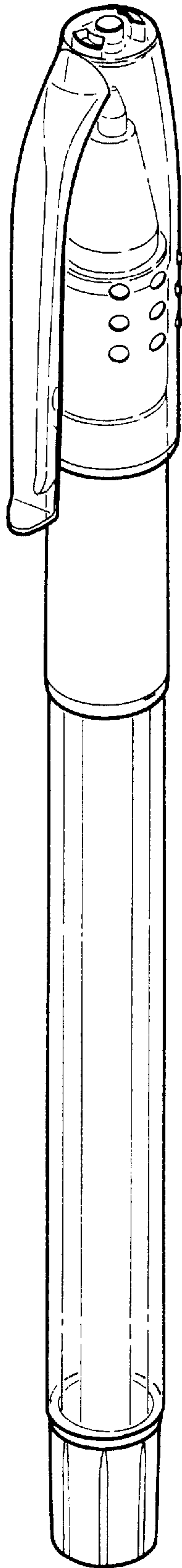
FIG. 5 is a right side view thereof;

FIG. 6 is a top view thereof; and,

FIG. 7 is a bottom view thereof.

**1 Claim, 4 Drawing Sheets**





**FIG. 1**




FIG. 2

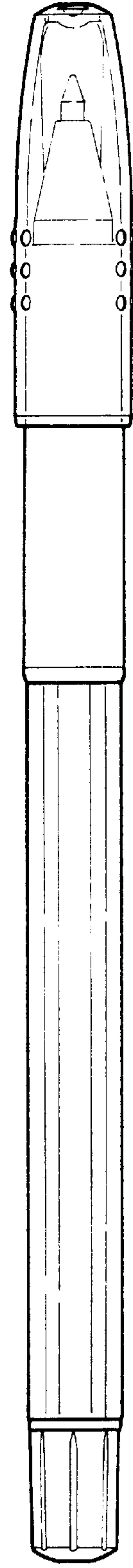
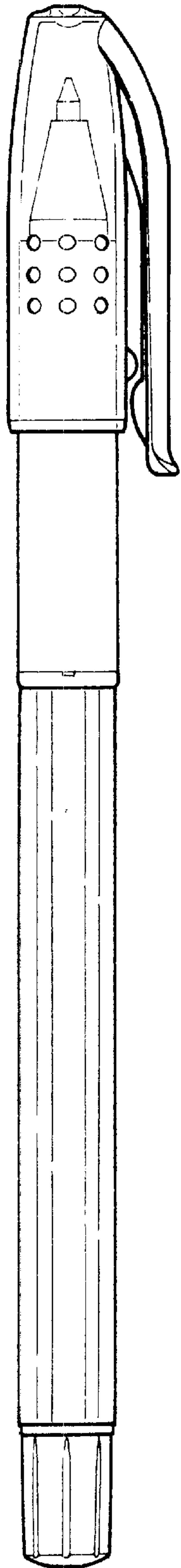
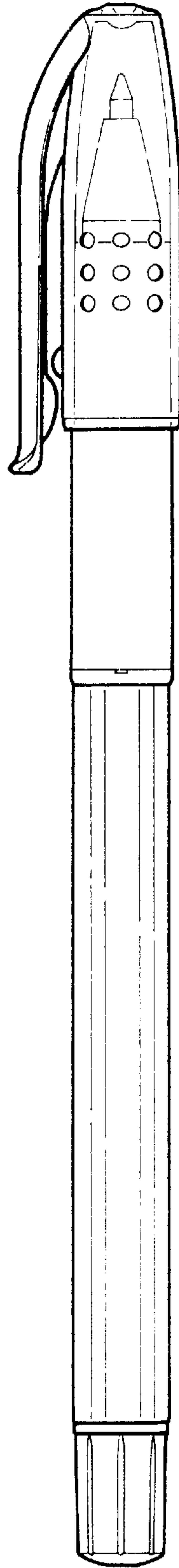


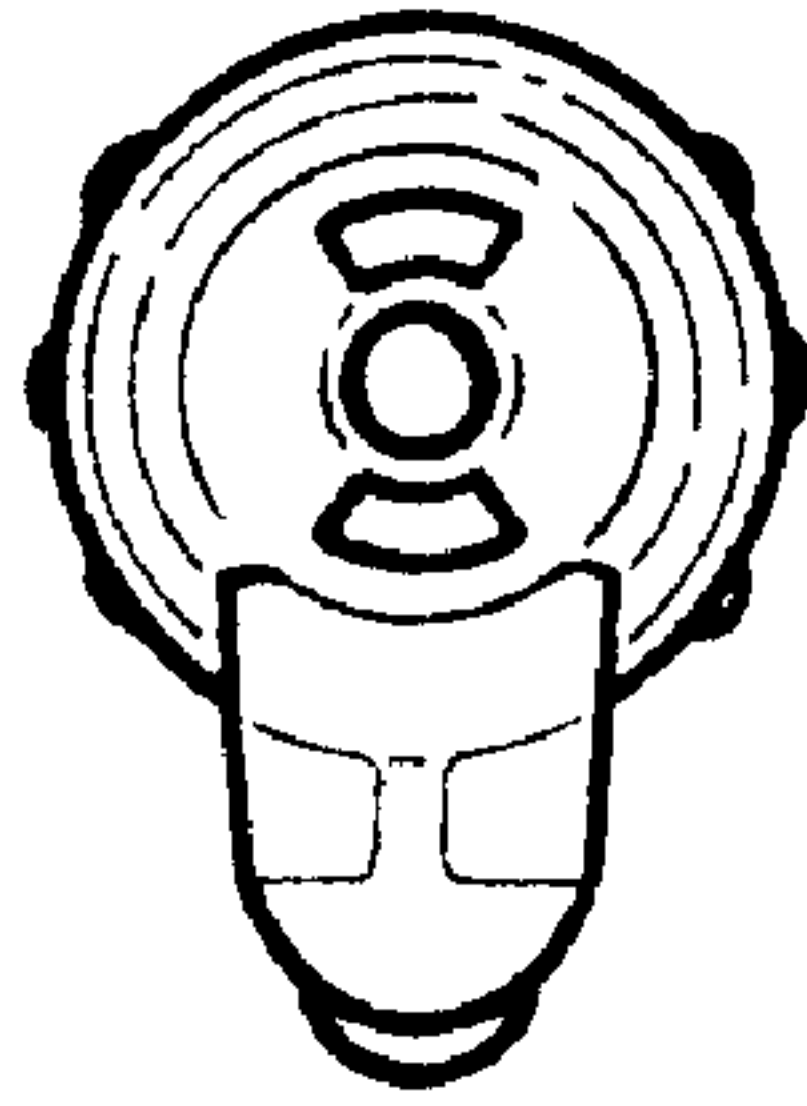
FIG. 3



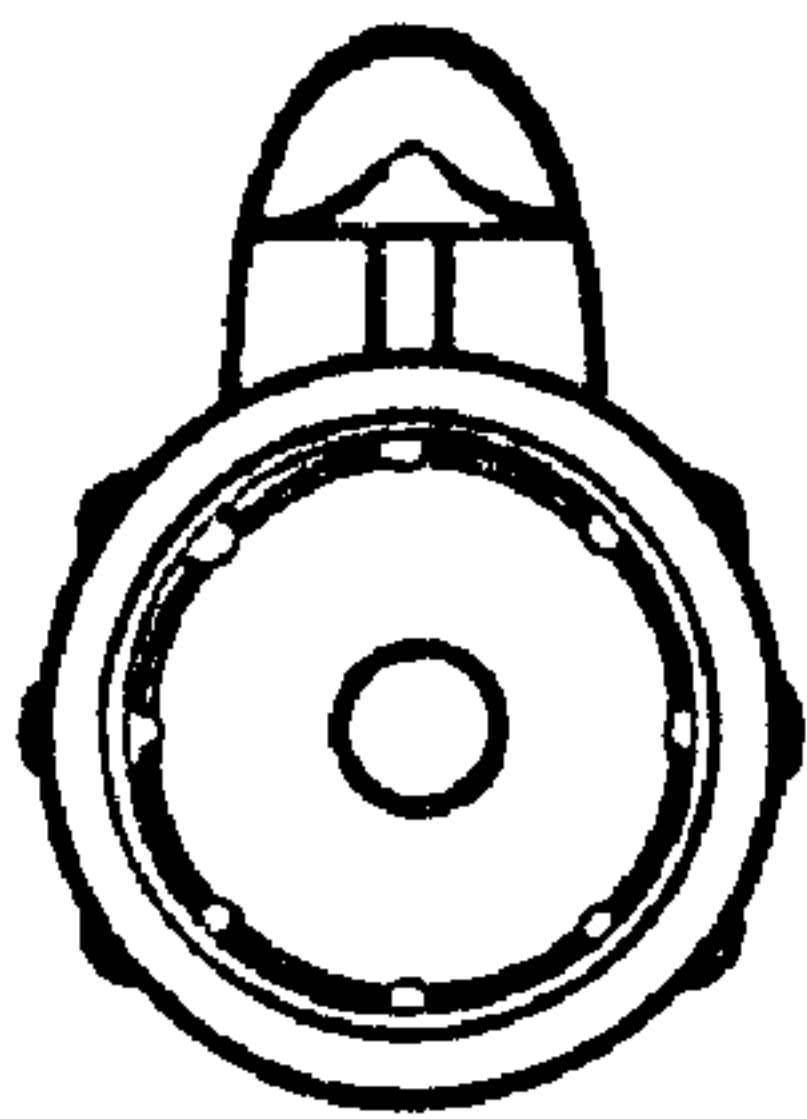
**FIG. 4**



**FIG. 5**



**FIG. 6**



**FIG. 7**