



US00D471587S

(12) **United States Design Patent**
Hautzinger

(10) **Patent No.:** **US D471,587 S**

(45) **Date of Patent:** **** Mar. 11, 2003**

(54) **HIGHLIGHTER**

D452,271 S * 12/2001 Owen et al. D19/43
D460,486 S * 7/2002 Oka D19/57

(75) Inventor: **Jeffrey Hautzinger**, Arlington Heights,
IL (US)

OTHER PUBLICATIONS

Sanford Liquid Expo Brochure, 2000.

(73) Assignee: **Berol Corporation**, Freeport, IL (US)

* cited by examiner

(**) Term: **14 Years**

Primary Examiner—Martie K. Holtje

(21) Appl. No.: **29/161,349**

(74) *Attorney, Agent, or Firm*—Marshall, Gerstein & Borun

(22) Filed: **May 28, 2002**

(57) **CLAIM**

(51) **LOC (7) Cl.** **19-06**

The ornamental design for a “highlighter,” as shown and described.

(52) **U.S. Cl.** **D19/43; D19/50; D19/49;**
D19/56

DESCRIPTION

(58) **Field of Search** D19/35, 36, 41–51,
D19/53–58, 81–85; 401/98, 196, 198, 202,
213, 243–247, 261, 262; 24/11 R

FIG. 1 is a perspective view as seen from the top, front and right side of a highlighter showing my new design; FIG. 2 is a right elevational view, the left elevational view being a mirror image thereof; FIG. 3 is a front view thereof; FIG. 4 is a rear view thereof; FIG. 5 is a top plan view thereof; FIG. 6 is a bottom view thereof; and, FIG. 7 is a perspective view of a highlighter of FIG. 1 with the marking tip exposed and the cap positioned on the bottom of the highlighter barrel.

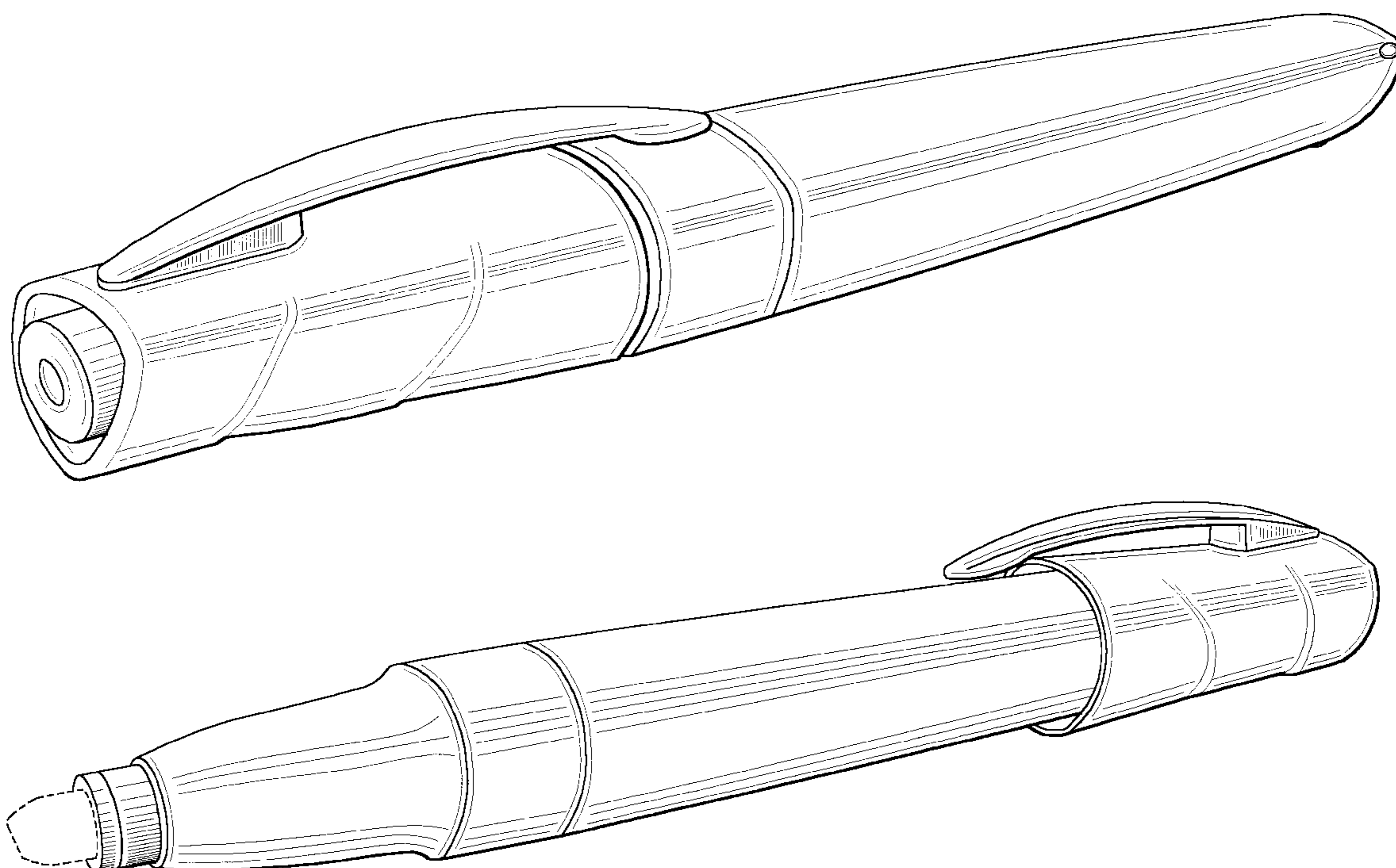
(56) **References Cited**

The broken line showing a tip of a highlighter is for illustrative purposes only and forms no part of the claimed design.

U.S. PATENT DOCUMENTS

- D79,456 S * 9/1929 Coby D19/49
- 2,473,689 A * 6/1949 Colstad 24/11 R
- D215,626 S * 10/1969 Jonkers D19/49
- D223,688 S * 5/1972 Schnur et al. D19/49
- D279,992 S 8/1985 Gribb 19/43
- D295,878 S 5/1988 Lovell 19/43
- D319,844 S * 9/1991 Grotsch et al. D19/48
- D330,388 S 10/1992 Choi 19/36
- 5,599,127 A * 2/1997 Fuhrmann, III et al. 401/202
- D404,069 S 1/1999 Hasegawa 19/36
- D420,048 S 2/2000 Sims et al. 19/53
- D441,398 S * 5/2001 Owen et al. D19/49

1 Claim, 3 Drawing Sheets



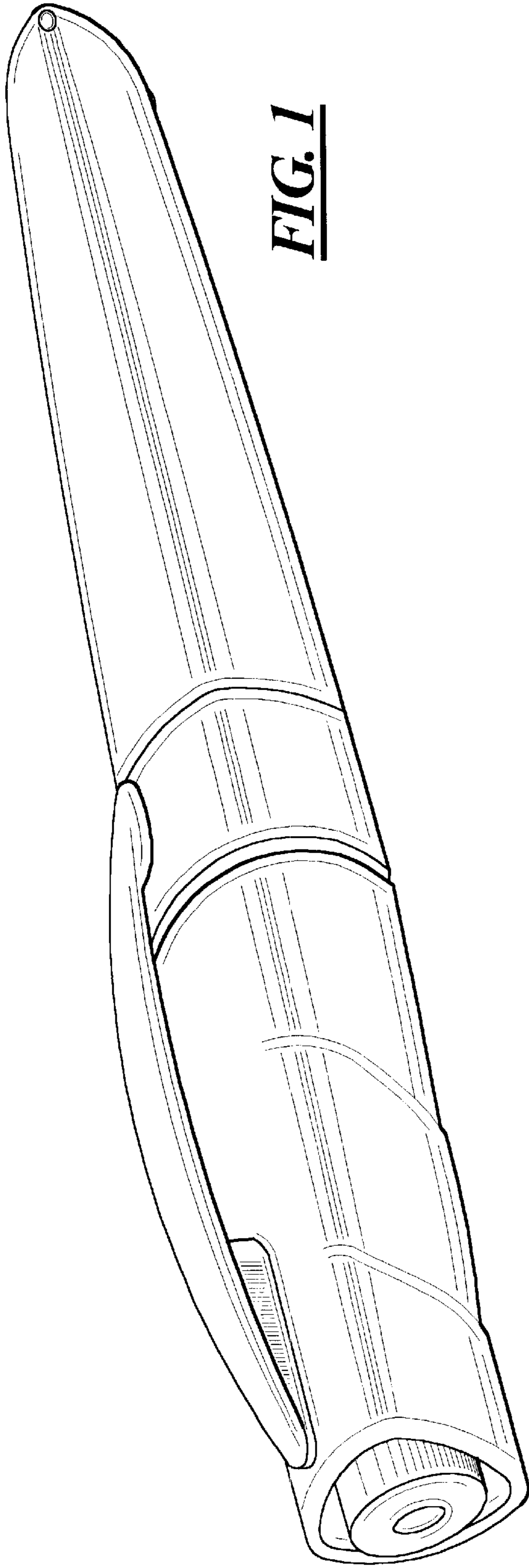


FIG. 2






FIG. 3




FIG. 4

FIG. 6

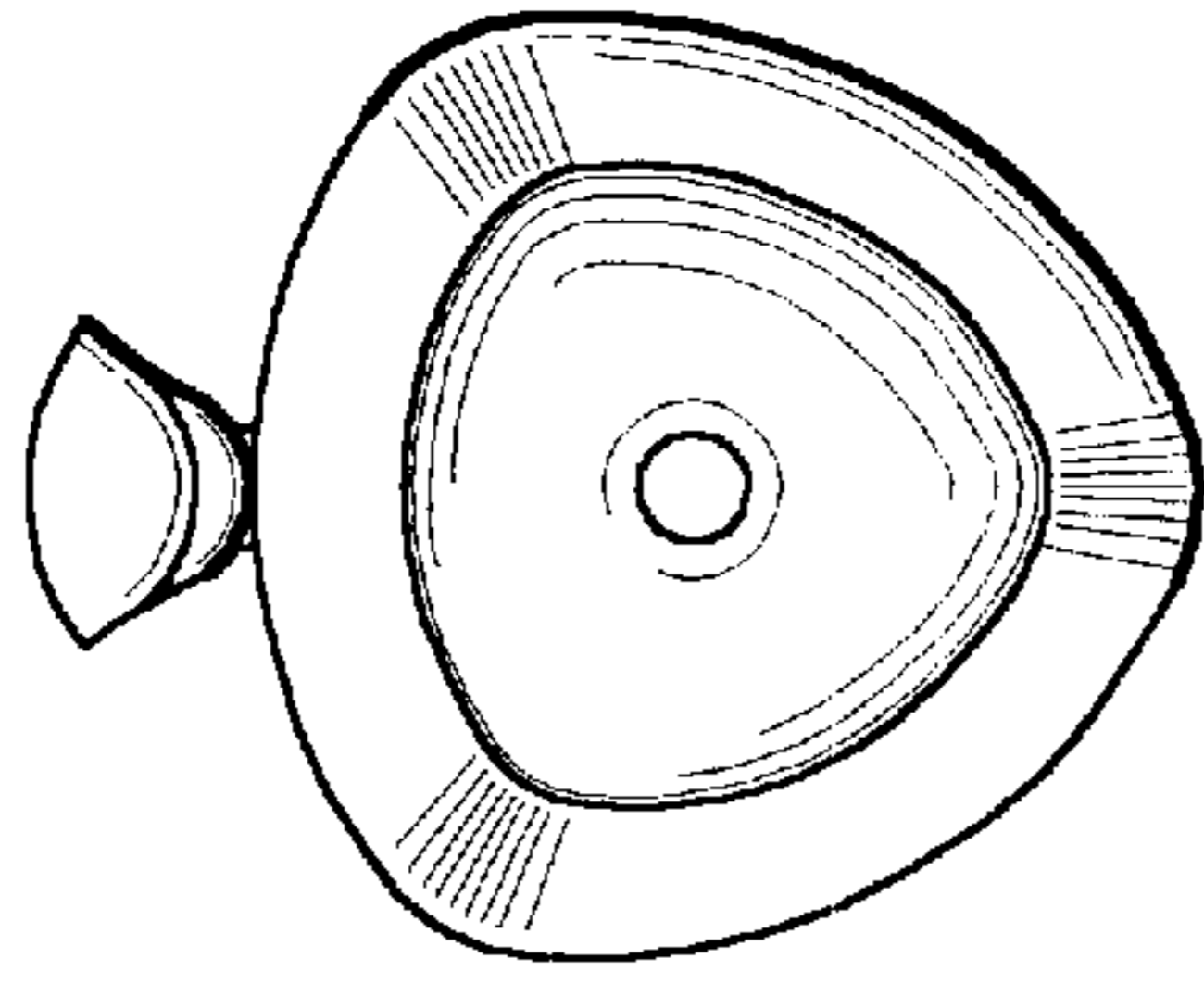


FIG. 5

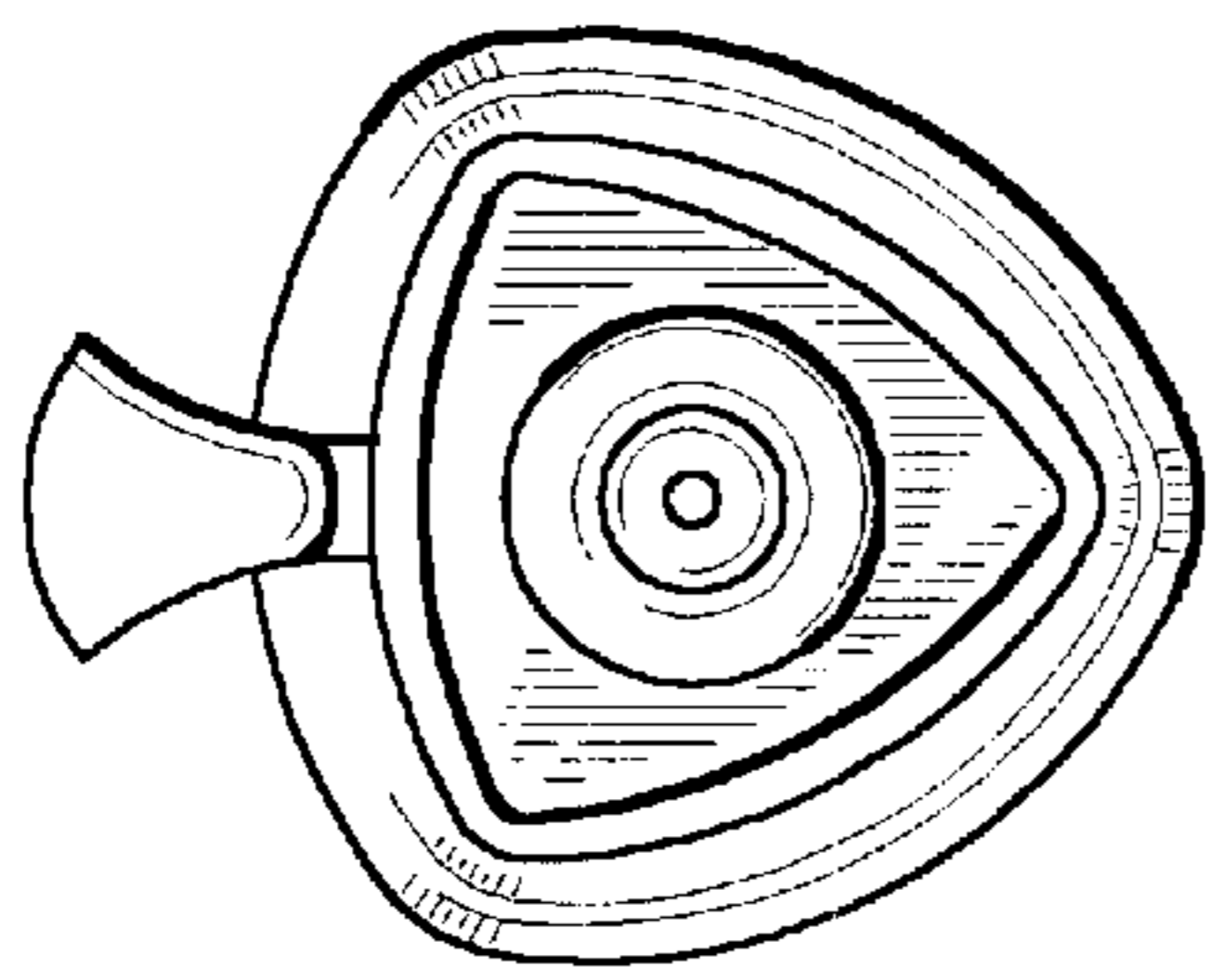


FIG. 7

